

Clemas & Co Ltd

Industrial Cleaning Equipment
Sales - Hire - Service

T3 SCRUBBER DRYER PARTS MANUAL



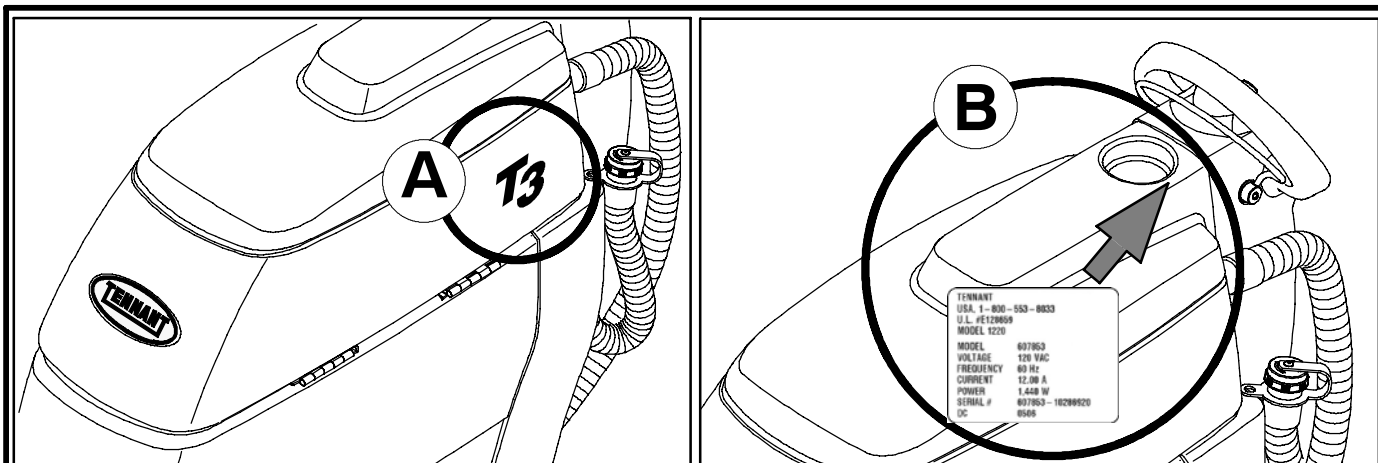
Clemas & Co. Unit 5 Ashchurch Business Centre, Alexandra Way, Tewkesbury,
Gloucestershire, GL20 8NB.

Tel: 01684 850777

Fax: 01684 850707

Email: info@clemas.co.uk

Web: www.clemas.co.uk



Ref	Part No.	Serial Number	Description	Qty.
1	82681	(000000 -)	Bracket W/dt, Lpg Mount	1
2	63810	(000000 -)	h Assy, Lpg Tank Mtg, W/Nut	4
3	51839	(000000 -)	at Adjustable, Lpg Tank Mtg	2
4	49263	(000000 -)	Tie, Cable	3
	82556	(000000 - 001039)	Bracket, Vaporizer	1
	54930	(000000 -)	Vaporizer, LPG	1

HOW TO ORDER PARTS - See diagram above

Only use TENNANT Company supplied or equivalent parts. Parts and supplies may be ordered online, by phone, by fax or by mail.

Follow the steps below to ensure prompt delivery.

1. **(A)** Identify the machine model.
2. **(B)** Identify the machine serial number from the data label.
3. **(C)** Ensure the proper serial number is used from the parts list.
4. Identify the part number and quantity.
Do not order by page or reference numbers.
5. Provide your name, company name, customer ID number, billing and shipping address, phone number and purchase order number.
6. Provide detail shipping instructions.

(D) ▽ - identifies an assembly
(E) ▲ - identifies parts included in assembly
(E) ● - identifies a recommended stock item

EN

Please fill out at time of installation for future reference.

Model No. - _____

Serial No. - _____

Machine Options - _____

Sales Rep. - _____

Sales Rep. phone no. - _____

Customer ID Number - _____

Installation Date - _____

Tennant N.V.
 Industrielaan 6 5405 AB
 P.O. Box 6 5400 AA Uden-The Netherlands
 europe@tennantco.com
 www.tennantco.com

Specifications and parts are subject to change without notice.

Copyright © 2004, 2005, 2007 TENNANT Company, Printed in U.S.A.

DE	<p>BESTELLEN VON ERSATZTEILEN - Siehe oben stehendes Diagramm.</p> <p>Verwenden Sie nur von TENNANT gelieferte oder gleichwertige Ersatzteile. Ersatz- und Verschleißteile können online, telefonisch, per Fax oder per E-Mail bestellt werden.</p> <p>Befolgen Sie für eine umgehende Lieferung die folgenden Schritte.</p> <ol style="list-style-type: none"> 1. (A) Geben Sie das Modell der Maschine an. 2. (B) Geben Sie die Seriennummer der Maschine an (auf dem Datenaufkleber). 3. (C) Achten Sie darauf, dass die richtigen Seriennummer aus der Ersatzteilliste verwendet wird. 4. Geben Sie die Ersatzteilnummer und die Menge an. Bestellen Sie nicht nach Seitenzahl oder Referenznummern. 5. Geben Sie Ihren Namen, den Firmennamen, die Kundennummer, die Rechnungs- und Lieferadresse, die Telefonnummer und die Einkaufsauftragsnummer an. 6. Erteilen Sie genaue Versandanweisungen. <hr/> <p>(D) ▽ - steht für eine Einheit (E) ▲ - steht für Einzelteile einer Einheit (E) ● - steht für einen empfohlenen Vorratsartikel</p>	<p>Bitte bei der Inbetriebnahme als Referenzangabe ausfüllen.</p> <p>Modellnr. - _____</p> <p>Seriennr. - _____</p> <p>Maschinenoptionen - _____</p> <p>Verkäufer - _____</p> <p>Telefonnummer des Verkäufers - _____</p> <p>Kundennummer - _____</p> <p>Installationsdatum - _____</p>
FR	<p>COMMENT COMMANDER DES PIÈCES DÉTACHÉES - Voir le schéma ci-dessus.</p> <p>Utilisez uniquement des pièces fournies par la société TENNANT ou équivalentes. Les pièces et fournitures peuvent être commandées en ligne, par téléphone, fax, ou par courrier.</p> <p>Suivez les étapes ci-dessous pour assurer une livraison rapide.</p> <ol style="list-style-type: none"> 1. (A) Identifiez le modèle de la machine. 2. (B) Identifiez le numéro de série de la machine, à partir de l'étiquette signalétique. 3. (C) Assurez-vous que le numéro de série correct est utilisé à partir de la liste de pièces détachées. 4. Identifiez le numéro de pièce et la quantité. Ne commandez pas par page ou numéros de référence. 5. Fournissez votre nom, le nom de votre société, votre numéro d'identification de client, l'adresse de facturation et d'expédition, le numéro de téléphone et le numéro du bon de commande. 6. Fournissez des instructions d'expédition détaillées. <hr/> <p>(D) ▽ - identifie un assemblage (E) ▲ - identifie les pièces composant l'assemblage (E) ● - identifie un article de stock recommandé</p>	<p>A remplir au moment de l'installation à titre de référence.</p> <p>N° du modèle - _____</p> <p>N° de série - _____</p> <p>Options de la machine - _____</p> <p>Agent commercial - _____</p> <p>N° tél. de l'agent commercial - _____</p> <p>Numéro d'identification client - _____</p> <p>Date d'installation - _____</p>
NL	<p>HOE ONDERDELEN TE BESTELLEN - Zie schema hierboven.</p> <p>Gebruik alleen onderdelen die door TENNANT Company zijn geleverd of soortgelijke onderdelen. Onderdelen en voorraden kunnen online, per telefoon, fax of schriftelijk besteld worden.</p> <p>Volg de stappen hieronder om een juiste levering te garanderen.</p> <ol style="list-style-type: none"> 1. (A) Bepaal het machinemodel. 2. (B) Lees het serienummer van de machine af van het gegevenslabel. 3. (C) Zorg dat het juiste serienummer wordt gebruikt uit de onderdelenlijst. 4. Bepaal het artikelnummer en het aantal. Bestel niet aan de hand van pagina's of referentienummers. 5. Geef uw naam, bedrijfsnaam, klantnummer, factuur- en leveringsadres, telefoonnummer en bestelnummer op. 6. Geef gedetailleerde leveringsinstructies op. <hr/> <p>(D) ▽ - geeft een eenheid aan (E) ▲ - geeft de onderdelen van de eenheid aan (E) ● - geeft een item aan waarvan wij adviseren dat u dit op voorraad hebt</p>	<p>Vul tijdens installatie de onderstaande gegevens in voor eventueel toekomstig gebruik.</p> <p>Modelnr. - _____</p> <p>Serienr. - _____</p> <p>Machine-opties - _____</p> <p>Verkoopvert. - _____</p> <p>Telnr. verkoopvert. - _____</p> <p>Klantnummer - _____</p> <p>Installatiedatum - _____</p>

ES	<p>CÓMO SOLICITAR PIEZAS - Consulte el diagrama anterior.</p> <p>Utilice sólo las piezas suministradas por TENNANT Company o piezas equivalentes. Puede solicitar las piezas a través de internet, por teléfono, por fax o por correo.</p> <p>Siga los siguientes pasos para que la entrega sea rápida.</p> <ol style="list-style-type: none"> 1. (A) Indique el modelo de máquina. 2. (B) Indique el número de serie de la etiqueta de datos. 3. (C) Asegúrese de que indica el número de serie correcto de la lista de piezas. 4. Indique la cantidad y el número de la pieza. No realice el pedido indicando el número de página o el de referencia. 5. Incluya su nombre, el nombre de la empresa, el ID de cliente, las direcciones de envío y facturación, el número de teléfono y el número del pedido de compra. 6. Facilite instrucciones de envío. <hr/> <p>(D) ▽ - identifica un conjunto ▲ - identifica piezas de un conjunto</p> <p>(E) ● - identifica un artículo que conviene tener en stock</p>	<p>Rellene estos datos cuando realice la instalación para utilizarlos como referencia en el futuro.</p> <p>Nº modelo - _____</p> <p>Nº serie - _____</p> <p>Opciones de la máquina - _____</p> <p>Vendedor - _____</p> <p>Nº teléfono vendedor - _____</p> <p>Nº cliente - _____</p> <p>Fecha de instalación - _____</p>
IT	<p>COME ORDINARE LE PARTI - Vedere schema precedente.</p> <p>Utilizzare solo ricambi forniti da TENNANT o equivalenti. Ricambi e forniture possono essere ordinati online, per telefono, via fax o per posta elettronica.</p> <p>Per ottenere una consegna rapida, seguire i passaggi indicati di seguito.</p> <ol style="list-style-type: none"> 1. (A) Identificare il modello della macchina. 2. (B) Identificare il numero di serie della macchina dall'etichetta dei dati. 3. (C) Utilizzare il numero di serie corretto presente nell'elenco delle parti di ricambio. 4. Identificare numero di parte e quantità. Non ordinare per numero di pagina o di riferimento. 5. Fornire nome del contatto, nome della società, numero di ID cliente, indirizzo di fatturazione e di spedizione, numero di telefono e numero di ordine di acquisto. 6. Fornire istruzioni dettagliate per la spedizione. <hr/> <p>(D) ▽ - identifica un gruppo ▲ - identifica parti comprese in un gruppo</p> <p>(E) ● - identifica una parte a scorta consigliata</p>	<p>Compilare il modulo al momento dell'installazione per poterlo consultare in futuro in caso di necessità.</p> <p>N. Modello - _____</p> <p>N. Serie - _____</p> <p>Opzioni della macchina - _____</p> <p>Venditore - _____</p> <p>Tel. venditore - _____</p> <p>Numero ID cliente - _____</p> <p>Data di installazione - _____</p>
SE	<p>BESTÄLLNING AV RESERVDLAR - Se ovanstående schema.</p> <p>Använd endast delar från Tennant Company eller likvärdiga. Delar och material kan beställas online, telefoniskt, per fax eller post.</p> <p>Följ nedanstående steg för en snabb leverans.</p> <ol style="list-style-type: none"> 1. (A) Identifiera maskinens modell. 2. (B) Identifiera maskinens serienummer på typskylten. 3. (C) Kontrollera att rätt serienummer används från delistan. 4. Identifiera artikelnumret och mängden. Beställ inte med hjälp av sido- eller referensnummer. 5. Uppge ditt namn, företagets namn, kundens ID-nummer, faktura- och leveransadress, telefonnummer och ordernumret vid inköp. 6. Ge detaljerade transportanvisningar. <hr/> <p>(D) ▽ - identifierar en modul ▲ - identifierar delar som ingår i en modul</p> <p>(E) ● - identifierar en rekommenderad lagerartikel</p>	<p>Fyll i vid installation och spar för framtida bruk.</p> <p>Modellnr. - _____</p> <p>Serienr. - _____</p> <p>Tilvalsutrustning - _____</p> <p>Försäljare - _____</p> <p>Försäljarens tel.nr. - _____</p> <p>Kundnummer - _____</p> <p>Installationsdatum - _____</p>

DK	<p>BESTILLING AF RESERVEDELE - Se ovenstående tabel.</p> <p>Brug kun reservedele, der er fremstillet af TENNANT, eller dele af tilsvarende kvalitet. Reservedele og tilbehør kan bestilles online, pr. telefon, pr. fax eller pr. brev.</p> <p>Følg nedenstående trin for at sikre hurtig levering.</p> <ol style="list-style-type: none"> 1. (A) Identificér maskinmodellen. 2. (B) Identificér maskinens serienummer på datamærkatet. 3. (C) Kontrollér, at det rigtige serienummer bruges i reservedelslisten. 4. Identificér reservedelsnummeret og antallet. Bestil ikke efter side- eller referencenumre. 5. Angiv dit navn, firmanavn, kunde-id-nummer, faktureringsadresse og leveringsadresse, telefonnummer og indkøbsordrenummer. 6. Angiv detaljerede instruktioner til forsendelse. <hr/> <p>(D) ▽ - identificerer en enhed ▲ - identificerer reservedele i en enhed</p> <p>(E) ● - identificerer en anbefalet lagerkomponent</p>	<p>Udfyld venligst på installationstidspunktet til fremtidig brug.</p> <p>Modelnr. - _____</p> <p>Serienr. - _____</p> <p>Maskineks-traudstyr - _____</p> <p>Salgskonsulent. - _____</p> <p>Salgskonsulentens tlf. - _____</p> <p>Kunde-id-nr. - _____</p> <p>Installationsdato - _____</p>
NO	<p>HVORDAN BESTILLE DELER - Se diagram over.</p> <p>Brug kun deler levert av TENNANT Company eller ekvivalente deler. Deler og forsyninger kan bestilles online, per telefon, per faks eller per post.</p> <p>Følg trinnene under for å sikre rask levering.</p> <ol style="list-style-type: none"> 1. (A) Angi maskinmodellen. 2. (B) Angi maskinens serienummer fra typeskiltet. 3. (C) Forsikre deg om at korrekt serienummer brukes fra delelisten. 4. Angi delenummer og antall. Bestill ikke ut fra side- eller referansenumre. 5. Angi ditt navn, firmanavn, kunde-ID-nummer, fakturerings- og forsendelsesadresse, telefonnummer og innkjøpsordrenummer. 6. Angi detaljerte forsendelsesinstruksjoner. <hr/> <p>(D) ▽ - angir en delegruppe ▲ - angir deler inkludert i en delegruppe</p> <p>(E) ● - angir hvilke lagervarer man bør ha</p>	<p>Fyll ut ved installasjonstidspunkt for fremtidig bruk.</p> <p>Modelnr. - _____</p> <p>Serienr. - _____</p> <p>Maskinens tillegg - _____</p> <p>Salgsrep. - _____</p> <p>Salgsrep. telefonnr. - _____</p> <p>Kunde-ID-nummer - _____</p> <p>Installasjonsdato - _____</p>
FI	<p>KUINKA VARAOSIA TILATAAN - katso kuvaa yllä.</p> <p>Käytä ainoastaan TENNANTIN toimittamia tai niitä vastaavia varaosia. Voit tilata varaosia ja tarvikkeita internetistä, puhelimitse, faksilla tai sähköpostilla.</p> <p>Noudata seuraavia ohjeita täsmällisen toimituksen varmistamiseksi.</p> <ol style="list-style-type: none"> 1. (A) Katso koneen malli. 2. (B) Katso koneen sarjanumero sen tunnustarrasta. 3. (C) Varmista, että osaluettelosta, että käytät oikeaa sarjanumeroa. 4. Katso osanumero ja kappalemäärä. Älä tilaa ilmoittamalla sivu- tai viitenumeroita. 5. Ilmoita nimesi, yrityksesi nimi, asiakasnumero, laskutus- ja toimitusosoite, puhelinnumero ja ostotilauksen numero. 6. Ilmoita yksityiskohtaiset toimitusosoitteet. <hr/> <p>(D) ▽ - tarkoittaa kokoonpanoa ▲ - tarkoittaa kokoonpanoon sisältyviä osia</p> <p>(E) ● - tarkoittaa osaa, joka olisi suositeltavaa tilata varastoon</p>	<p>Ole hyvä ja täytä ottaessasi koneen käyttöön myöhempiä tarpeita varten.</p> <p>Mallinumero - _____</p> <p>Sarjanumero - _____</p> <p>Koneen lisävarusteet - _____</p> <p>Myyntiedustaja - _____</p> <p>Myyntiedustajan puhelinnumero - _____</p> <p>Asiakasnumero - _____</p> <p>Asennuspäivä - _____</p>

PT	<p>COMO ENCOMENDAR PEÇAS - Consulte o diagrama acima.</p> <p>Utilize apenas peças fornecidas pela TENNANT Company ou equivalentes. As peças e consumíveis podem ser encomendados online, por telefone, fax ou correio.</p> <p>Siga os passos abaixo para garantir uma entrega rápida.</p> <ol style="list-style-type: none"> 1. (A) Identifique o modelo da máquina. 2. (B) Identifique o número de série da máquina que se encontra na etiqueta de dados. 3. (C) Certifique-se de que usa o número de série correcto da lista de peças. 4. Identifique o número de produto e a quantidade. Não encomende através de números de página ou de referência. 5. Forneça o seu nome, o nome da empresa, o número de ID do cliente, os endereços de facturação e entrega, o número de telefone e o número da nota de encomenda. 6. Forneça instruções de entrega detalhadas. <hr/> <p>(D) ▽ - identifica uma unidade ▲ - identifica peças incluídas numa unidade</p> <p>(E) ● - identifica um artigo de stock recomendado</p>	<p>Preencha na altura da instalação para futura referência.</p> <p>Modelo nº - _____</p> <p>Nº de série - _____</p> <p>Opções da máquina - _____</p> <p>Vendedor - _____</p> <p>Telefone do vendedor - _____</p> <p>Número de ID do cliente - _____</p> <p>Data de instalação - _____</p>
PL	<p>JAK ZAMAWIAĆ CZĘŚCI - patrz schemat powyżej.</p> <p>Należy używać wyłącznie części dostarczanych przez firmę TENNANT Company lub równoważnych. Części i dostawy mogą być zamawiane online, przez telefon, faksem lub pocztą.</p> <p>Aby zapewnić szybką dostawę, należy przestrzegać następujących wskazówek.</p> <ol style="list-style-type: none"> 1. (A) Określić model maszyny. 2. (B) Określić numer seryjny maszyny znajdujący się na tabliczce znamionowej. 3. (C) Odszukać ten numer seryjny w wykazie części. 4. Określić numer części i ilość. Nie zamawiać na podstawie numeru strony lub liczby porządkowej wykazu. 5. Podać swoje nazwisko, nazwę firmy, numer identyfikacyjny klienta, adres dostawy i dostarczenia rachunku, numer telefonu i numer zamówienia zakupu. 6. Podać dokładne instrukcje dotyczące dostawy. <hr/> <p>(D) ▽ - oznacza zespół ▲ - oznacza część w zespole</p> <p>(E) ● - oznacza zalecany zapas części zamiennych</p>	<p>Prosimy wpisać datę instalacji do późniejszego wykorzystania.</p> <p>Nr modelu - _____</p> <p>Nr seryjny - _____</p> <p>Opcje maszyny - _____</p> <p>Przedst. sprzedaży - _____</p> <p>Nr tel. przedst. sprzed. - _____</p> <p>Nr ident. klienta - _____</p> <p>Data instalacji - _____</p>
CZ	<p>OBJEDNÁVÁNÍ DÍLŮ - Viz schéma výše.</p> <p>Používejte pouze díly dodané společností TENNANT Company nebo jim odpovídající. Díly a materiál lze objednat online, telefonem, faxem nebo poštou.</p> <p>Aby bylo zajištěno rychlé dodání, postupujte podle kroků uvedených níže.</p> <ol style="list-style-type: none"> 1. (A) Zjistěte model stroje. 2. (B) Zjistěte sériové číslo stroje z výrobního štítku. 3. (C) Použijte správné sériové číslo ze seznamu dílů. 4. Určete číslo a množství dílů. Neobjednávejte podle stran nebo referenčních čísel. 5. Uveďte jméno, název společnosti, číslo ID zákazníka, fakturační a dodací adresu, telefonní číslo a číslo objednávky. 6. Uveďte podrobné pokyny pro dodání. <hr/> <p>(D) ▽ - označuje sestavu ▲ - označuje díly v sestavě</p> <p>(E) ● - označuje doporučené díly do zásoby</p>	<p>Vyplňte během sestavování pro budoucí potřebu.</p> <p>Číslo modelu - _____</p> <p>Sériové číslo - _____</p> <p>Doplňky zařízení - _____</p> <p>Obchodní zástupce - _____</p> <p>Tel. č. obchodního zástupce - _____</p> <p>Číslo ID zákazníka - _____</p> <p>Datum instalace - _____</p>

<p>HU</p>	<p>HOGYAN RENDELJÜNK ALKATRÉSZEKET - Lásd: fenti diagramm.</p> <p>Kizárólag TENNANT vagy azzal egyenértékű cserealkatrészeket használjon. Az alkatrészeket és anyagokat meg lehet rendelni az Interneten keresztül, vagy telefonon, faxon és e-mailben.</p> <p>A pontos szállítás érdekében kövesse az alábbi lépéseket.</p> <ol style="list-style-type: none"> (A) Adja meg a gép típusát. (B) Az adatcímke alapján adja meg a gép gyártási számát. (C) Ügyeljen arra, hogy a megfelelő gyártási számot válassza ki az alkatrészlistáról. Adja meg a rendelési számot és a mennyiséget. A rendeléshez ne az oldalszámot vagy a hivatkozási számot használja. Adja meg a nevét, a cége nevét, az ügyfélazonosító számát, a számlázási és szállítási címét, a telefonszámát és a rendelési számot. Adjon részletes szállítási utasításokat. <hr/> <p>(D) ▽ - a jel csomagra utal ▲ - a jel a csomagban található alkatrészekre utal (E) ● - a jel raktárkészleten tartandó cikkekre utal</p>	<p>A későbbi visszakeresések érdekében kérjük, hogy a rovatokat az első üzembehelyezéskor töltsse ki.</p> <p>Típusszám - _____</p> <p>Gyártási szám. - _____</p> <p>A gép felszereltsége - _____</p> <p>Kereskedelmi képviselő - _____</p> <p>Kereskedelmi képviselő telefonszáma - _____</p> <p>Ügyfél azonosító száma - _____</p> <p>Üzembehelyezés dátuma - _____</p>
<p>GR</p>	<p>ΤΡΟΠΟΣ ΠΑΡΑΓΓΕΛΙΑΣ ΑΝΤΑΛΛΑΚΤΙΚΩΝ - Βλ. παραπάνω διάγραμμα.</p> <p>Χρησιμοποιήστε μόνο ανταλλακτικά παρεχόμενα από την TENNANT Company ή ισοδύναμα. Τα ανταλλακτικά και αναλώσιμα μπορούν να παραγγελθούν online, τηλεφωνικά, με φαξ ή ταχυδρομικά.</p> <p>Ακολουθήστε τα παρακάτω βήματα για να εξασφαλίσετε την έγκαιρη αποστολή τους.</p> <ol style="list-style-type: none"> (A) Βρείτε το μοντέλο μηχανήματος. (B) Βρείτε τον αριθμό σειράς του μηχανήματος από την ετικέτα στοιχείων. (C) Βεβαιωθείτε ότι χρησιμοποιείται ο σωστός αριθμός σειράς από τον κατάλογο ανταλλακτικών. Βρείτε κωδικό ανταλλακτικού και ποσότητα. Μην παραγγέλνετε βάσει σελίδας ή αριθμών αναφοράς. Δώστε το όνομα σας, όνομα εταιρείας, ID (κωδικό) πελάτη, διεύθυνση τιμολόγησης και αποστολής, αριθμό τηλεφώνου και αριθμό εντολής προμήθειας. Δώστε λεπτομερείς πληροφορίες αποστολής. <hr/> <p>(D) ▽ - υποδηλώνει υποσύστημα ▲ - υποδηλώνει τα μέρη που περιλαμβάνονται στο υποσύστημα (E) ● - υποδηλώνει ένα συνιστώμενο στοιχείο αποθήκης</p>	<p>Παρακαλούμε συμπληρώστε κατά την ώρα της εγκατάστασης για μελλοντική αναφορά.</p> <p>Αρ. Μοντέλου - _____</p> <p>Αρ. σειράς - _____</p> <p>Επιλογές Μηχανήματος - _____</p> <p>Εκπ. πωλήσεων - _____</p> <p>Τηλ. εκπροσώπου πωλήσεων - _____</p> <p>Αριθμός πελάτη - _____</p> <p>Ημερομηνία εγκατάστασης - _____</p>
<p>RU</p>	<p>КАК ЗАКАЗАТЬ ЗАПЧАСТИ - См. схему ниже.</p> <p>Используйте только запчасти, поставляемые компанией TENNANT или их аналоги. Запасные части и расходные материалы можно заказать в режиме онлайн, телефоном, факсом или электронной почтой.</p> <p>Для своевременной доставки следуйте описанным ниже инструкциям.</p> <ol style="list-style-type: none"> (A) Укажите модель машины. (B) Укажите серийный номер машины, обозначенный на табличке технических данных. (C) Удостоверьтесь, что надлежащий серийный номер перечислен в списке запчастей. Укажите номер детали и нужное количество. Не используйте номера страниц или ссылок. Укажите свое имя, название компании, идентификационный номер покупателя, расчетный адрес и адрес доставки, телефонный номер и номер заказа на покупку. Укажите подробные сведения о доставке. <hr/> <p>(D) ▽ - означает узел ▲ - обозначает деталь узла (E) ● - обозначает рекомендуемое складское наименование</p>	<p>Во время установки заполните, пожалуйста, эти сведения для того, чтобы сослаться в дальнейшем.</p> <p>Модель Э - _____</p> <p>Серийный Э - _____</p> <p>Опции машины - _____</p> <p>Торговый представитель - _____</p> <p>Телефон торгового представителя - _____</p> <p>Идент. номер покупателя - _____</p> <p>Дата установки - _____</p>

TR	<p>PARÇALARIN SİPARİŞ EDİLMESİ - Yukarıdaki şemaya bakın.</p> <p>Yalnızca TENNANT Company'den sağlanan veya eşdeğerde parçalar kullanın. Parça veya sarf malzemeleri çevrimiçi olarak, telefonla, faksla veya postayla sipariş edilebilir.</p> <p>Zamanında teslimatı sağlamak için aşağıdaki adımları izleyin.</p> <ol style="list-style-type: none"> (A) Makine modelini belirtin. (B) Veri etiketinden makine seri numarasını belirtin. (C) Parça listesinden uygun seri numarasının kullanıldığından emin olun. Parça numarasını ve miktarını belirtin. Sayfa veya referans numaralarını kullanarak sipariş vermeyin. Adınızı, şirketinizin adını, müşteri kimlik numaranızı, faturalama ve sevkiyat adreslerini, telefon numarasını ve satın alma siparişi numarasını belirtin. Ayrıntılı sevkiyat talimatlarını belirtin. <hr/> <p>(D) ▽ - bir tertibatı belirtir ▲ - tertibattaki parçaları belirtir</p> <p>(E) ● - önerilen bir stok kalemini belirtir</p>	<p>İleri tarihlerde başvurmak için lütfen kurulum sırasında doldurun.</p> <p>Model No. - _____</p> <p>Seri No. - _____</p> <p>Makine Seçenekleri - _____</p> <p>Satış Temsilcisi - _____</p> <p>Satış Temsilcisi telefon no. - _____</p> <p>Müşteri Kimlik Numarası - _____</p> <p>Kurulum Tarihi - _____</p>
SK	<p>POSTUP PRI OBJEDNÁVANÍ ČASTÍ - Pozri vyššie uvedený diagram.</p> <p>Využívajte výhradne dielce dodané spoločnosťou TENNANT, alebo ich ekvivalenty. Dielce a položky je možné objednať online, telefonicky, faxom, alebo poštou.</p> <p>Na zabezpečenie promptného doručenia sa riad'te nasledovnými krokmi.</p> <ol style="list-style-type: none"> (A) Identifikujte model stroja. (B) Z etikety s údajmi identifikujte sériové číslo stroja. (C) Ubezpečte sa, že ste zadali správne sériové číslo zo zoznamu dielcov. Identifikujte číslo dielu a množstvo. Neobjednávajte pomocou čísel strán, alebo referenčných čísel. Zadajte Vaše meno, meno spoločnosti, ID číslo zákazníka, fakturačnú a prepravnú adresu, telefónne číslo a objednávacie číslo dielu. Uved'te podrobné prepravné pokyny. <hr/> <p>(D) ▽ - identifikuje sadu ▲ - identifikuje časti sady</p> <p>(E) ● - identifikuje odporúčanú skladovú položku</p>	<p>Vyplňte prosím pri inštalácii pre prípad potreby v budúcnosti.</p> <p>č. modelu - _____</p> <p>Sériové č. - _____</p> <p>Zvláštne príslušenstvo stroja - _____</p> <p>Obchodné zastúpenie - _____</p> <p>Obch. zastúpenie tel. č. - _____</p> <p>ID č. zákazníka - _____</p> <p>Dátum inštalácie - _____</p>
SL	<p>NAROČANJE NADOMESTNIH DELOV - glejte zgornjo sliko.</p> <p>Uporabljajte samo originalne nadomestne dele Tennant ali enakovredne dele. Dele in potrošni material lahko naročite prek spleta, po telefonu, faksu ali pošti.</p> <p>Za zagotovitev čimbolj hitre dostave sledite spodnjim navodilom.</p> <ol style="list-style-type: none"> (A) Ugotovite model stroja. (B) Na ploščici s podatki poiščite serijsko številko stroja. (C) Poskrbite, da na seznamu nadomestnih delov poiščete pravilno serijsko številko. Poiščite številko dela in potrebno količino. Pri naročilih ne navajajte strani ali referenčne številke. Navedite svoje ime, ime podjetja, ID številko stranke, naslova za dostavo in izdajo računa, telefonsko številko in številko naročila. Navedite podrobna navodila za dostavo. <hr/> <p>(D) ▽ - označuje sklop ▲ - označuje dele sklopa</p> <p>(E) ● - označuje del, za katerega je priporočeno, da ga imate v zalogi</p>	<p>Prosimo, da ob vgradnji izpolnite te podatke, da vam bodo v prihodnje na voljo.</p> <p>Št. modela - _____</p> <p>Serijska številka - _____</p> <p>Dodatna oprema stroja - _____</p> <p>Prodajni predstavnik - _____</p> <p>Telefonska št. prodajnega predstavnika - _____</p> <p>Številka stranke - _____</p> <p>Datum vgradnje - _____</p>

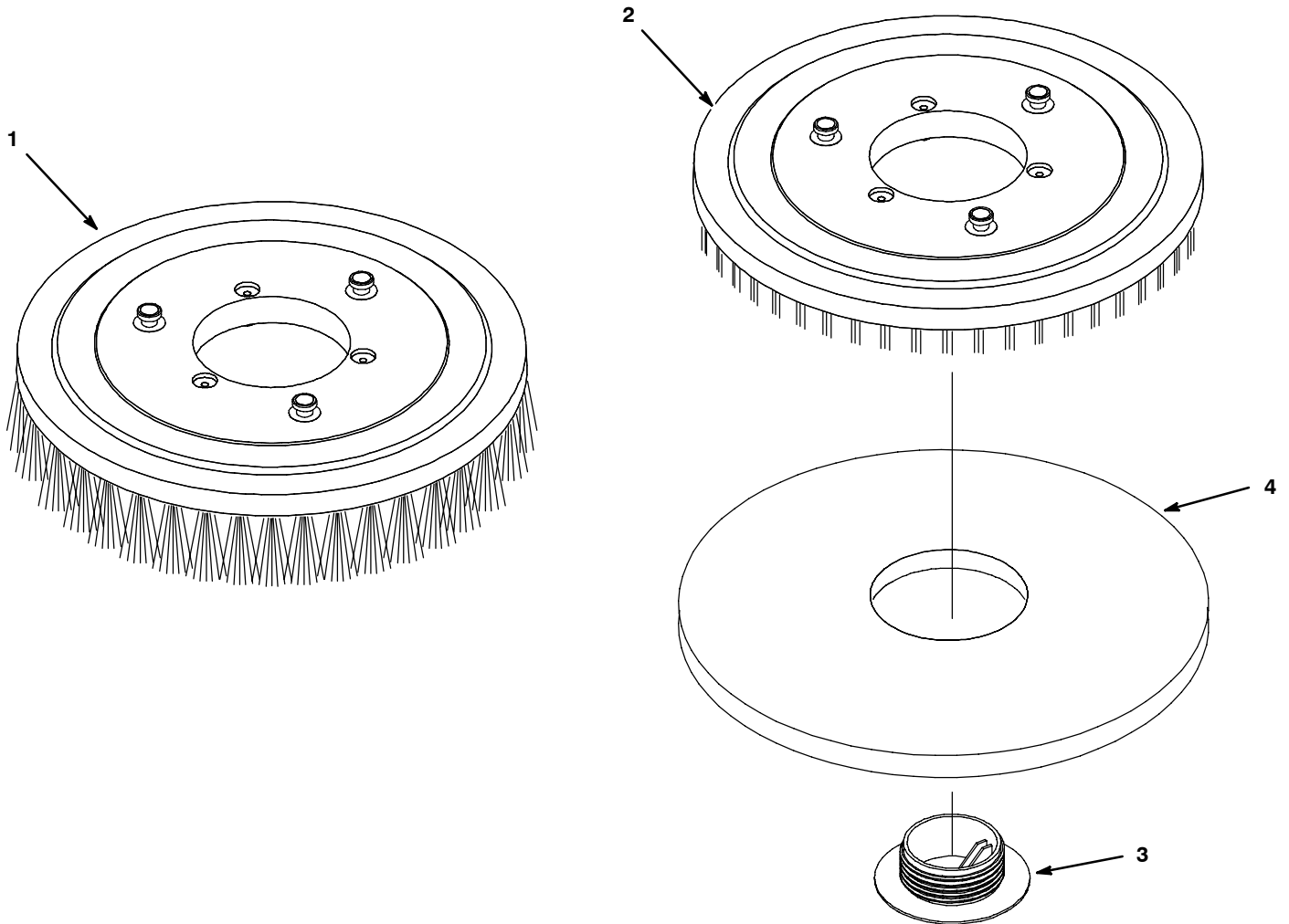
LV	<p>KĀ PASŪTĪT REZERVES DETAĻAS - Skat. diagrammu iepriekš.</p> <p>izmantojiet tikai TENNANT Company piegādātās vai tām līdzvērtīgas rezerves detaļas. Daļas un piegādi var pasūtīt internetā, pa tālruni, pa faksu vai pastu.</p> <p>Lai nodrošinātu savlaicīgu piegādi, sekojiet zemāk aprakstītajiem soļiem.</p> <ol style="list-style-type: none"> 1. (A) Nosakiet mašīnas modeli. 2. (B) Nosakiet mašīnas sērijas numuru uz tehnisko datu uzlīmes. 3. (C) Pārlicinieties, ka tiek uzrakstīts attiecīgais sērijas numurs no detaļu saraksta. 4. Nosakiet detaļas numuru un skaitu. Veicot pasūtījumus neatsaucieties uz lapušu vai norādes numuriem. 5. Uzrakstiet savu vārdu, uzņēmuma nosaukumi, klienta identitātes numuru, adresi rēķina piesūtīšanai un piegādei un pirkuma pasūtījuma numuru. 6. Sniedziet detalizētu informāciju par piegādi. <hr/> <p>(D) ▽ - nosaka ierīci ▲ - nosaka detaļas, kas ir komplektā ar ierīci</p> <p>(E) ● - nosaka ieteicamos priekšmetus glabāšanai krājumā</p>	<p>Veicot uzstādīšanu, lūdzam pierakstīt attiecīgo informāciju izmantošanai turpmāk.</p> <p>Modeļa Nr. - _____</p> <p>Sērijas Nr. - _____</p> <p>Mašīnas opcijas - _____</p> <p>Pārdošanas pārst. - _____</p> <p>Pārdošanas pārst. tālr. Nr. - _____</p> <p>Klienta numurs - _____</p> <p>Uzstādīšanas datums - _____</p>
LT	<p>KAIP UŽSISAKYTI DALIS - žr. diagramą viršuje.</p> <p>Naudokite tik "Tennant" kompanijos tiekiamas arba lygiavertes joms dalis. Dalis galite užsisakyti internetu, telefonu, faksu bei elektroniniu paštu.</p> <p>Kad užsakymas būtų greitai įvykdytas, laikykitės išvardytų taisyklių.</p> <ol style="list-style-type: none"> 1. (A) Nurodykite mašinos modelį. 2. (B) Norodykite mašinos serijos numerį, kurį rasite ant duomenų žymės. 3. (C) Įsitikinkite, kad nurodomas tikslus serijos numeris iš dalių sąrašo. 4. Nurodykite dalies numerį ir reikiamą kiekį. Neužsakinėkite pagal puslapius ar nuorodos numerius. 5. Nurodykite savo vardą, kompanijos pavadinimą, kliento ID numerį, sąskaitos išrašymo ir vežimo adresą, telefono numerį ir pirkimo užsakymo numerį. 6. Nurodykite išsamias gabenimo instrukcijas. <hr/> <p>(D) ▽ - žymi sistemą ▲ - nurodo sistemos dalis</p> <p>(E) ● - nurodo rekomenduotiną dalį</p>	<p>Prašome užpildyti montavimo metu, siekiant gauti informaciją ateityje.</p> <p>Modelio Nr. - _____</p> <p>Serijos Nr. - _____</p> <p>Mašinos versija - _____</p> <p>Komivojažierius - _____</p> <p>Komivojažieriaus tel. nr. - _____</p> <p>Pirkėjo ID numeris - _____</p> <p>Sumontavimo data - _____</p>
EE	<p>KUIDAS VARUOSI TELLIDA - Vaadale alltoodud joonist.</p> <p>Kasutage ainult TENNANT Company poolt tarnitud või samaväärseid varuosi. Varuosi ja tarvikuid võib tellida Internetist, telefoni, faksi või posti teel.</p> <p>Kiire kohalettoimetamise tagamiseks järgige järgmisi juhiseid.</p> <ol style="list-style-type: none"> 1. (A) Märkige masina mudel. 2. (B) Märkige andmesildil olev masina seerianumber. 3. (C) Veenduge, et olete valinud varuosade loendist õige seerianumbri. 4. Märkige varuosa number ja kogus. Ärge tellige lehekülje- või viitenumbri alusel. 5. Märkige oma nimi, ettevõtte nimi, kliendinumber, arve- ja saatmisaadress, telefoninumber ja ostutellimuse number. 6. Lisage täpsed saatmisjuhised. <hr/> <p>(D) ▽ - tähistab komplekti ▲ - tähistab komplektis olevaid osi</p> <p>(E) ● - tähistab soovitatavat laodetaili</p>	<p>Palun täitke paigaldamise ajal edaspidiseks viitamiseks.</p> <p>Mudeli nr - _____</p> <p>Seerianr - _____</p> <p>Masina valikulised detailid - _____</p> <p>Müügiesindus - _____</p> <p>Müügiesinduse telefoninumber - _____</p> <p>Kliendi number - _____</p> <p>Paigaldamise kuupäev - _____</p>

TABLE OF CONTENTS

REPLACEMENT BRUSH AND PAD DRIVER GROUP, 43 cm MODEL	12	FAST INJECTOR ASSEMBLY BREAKDOWN (S/N T3xxx10510-)	57
REPLACEMENT BRUSH AND PAD DRIVER GROUP, 50 cm MODEL	14	FAST INJECTOR ASSEMBLY BREAKDOWN (S/N T3xxx00001-T3xxx10509)	58
RECOVERY TANK GROUP	16	BATTERY GROUP, MAINTENANCE FREE 12V/105Ah	59
SOLUTION TANK GROUP	18	BATTERY GROUP, TRACTION 12V/110Ah	60
CONTROL CONSOLE GROUP, DRIVE MODEL	20	BATTERY GROUP, SEMI TRACTION 12V/100Ah	61
COMPONENT PANEL GROUP, DRIVE MODEL	22	ELECTRICAL DIAGRAM, DUAL DISK 50 cm ...	62
CONTROL CONSOLE GROUP, BRUSH ASSIST MODEL	24	ELECTRICAL DIAGRAM, SINGLE DISK 43 cm	64
COMPONENT PANEL GROUP, BRUSH ASSIST MODEL	26		
WHEEL GROUP, DUAL DISK DRIVE MODEL (S/N T3xxxxxxx-)	28		
WHEEL GROUP, DUAL DISK DRIVE MODEL (S/N T3xxx09160- T3xxxxxxx)	30		
WHEEL GROUP, DUAL DISK DRIVE MODEL (S/N T3xxx00001-T3xxx09159)	32		
WHEEL GROUP, SINGLE DISK PUSH MODEL (S/N T3xxx09160-)	34		
WHEEL GROUP, SINGLE DISK PUSH MODEL (S/N T3xxx00001-T3xxx09159)	36		
SCRUB HEAD GROUP, DUAL DISK 50 cm	38		
SCRUB HEAD GROUP, DUAL DISK 50 cm - CONT'D	40		
SCRUB HEAD GROUP, SINGLE DISK 43 cm ...	42		
SCRUB HEAD LIFT GROUP, DUAL DISK (S/N T3xxx09160-)	44		
SCRUB HEAD LIFT GROUP, DUAL DISK (S/N T3xxx00001-T3xxx09159)	46		
SCRUB HEAD LIFT GROUP, SINGLE DISK (S/N T3xxx09160-)	48		
SCRUB HEAD LIFT GROUP, SINGLE DISK (S/N T3xxx00001-T3xxx09159)	50		
SQUEEGEE GROUP	52		
SOLUTION GROUP, FaST MODEL	54		
SOLUTION GROUP, STANDARD MODEL	56		

STANDARD PARTS

REPLACEMENT BRUSH AND PAD DRIVER GROUP, 43 cm MODEL



REPLACEMENT BRUSH AND PAD DRIVER GROUP, 43 cm MODEL

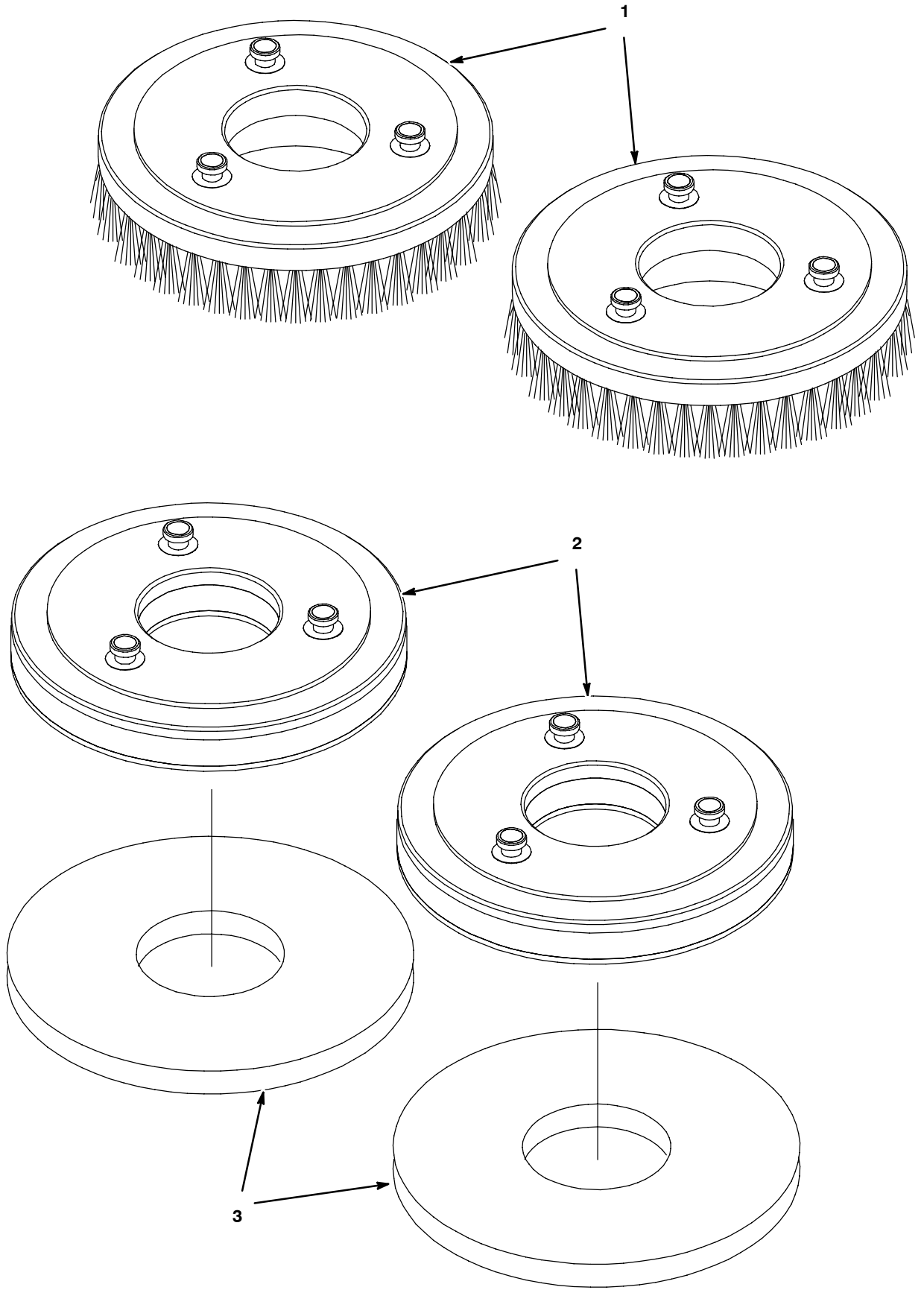
Ref.	Part No.	Serial Number	Description	Qty.	
1	1019062	(T3xxx00001-)● Brush Assy, Disk, 43cm/17inch, Polypropylene Scrub (Black)	1	
1	1019063	(T3xxx00001-)● Brush Assy, Disk, 43cm/17inch, Soft Nylon (White)	1	
1	1019053	(T3xxx00001-)● Brush Assy, Disk, 43cm/17inch, Super Abrasive Scrub (Gray)	1	
▽	1019070	(T3xxx00001-)● Pad Assy, Driver, 43cm/17inch	1	
▲	2	995522	(T3xxx00001-)● Plate, Base, Center Lock 43cm/17inch	1
▲	3	995523	(T3xxx00001-)● Centerlock, Screw-On Green	1
	4	994532	(T3xxx00001-)● Pad, 43cm/17inch, Scrubbing Blue [5pc]	1
	4	994531	(T3xxx00001-)● Pad, 43cm/17inch, Buffing Red [5pc]	1
	4	994530	(T3xxx00001-)● Pad, 43cm/17inch, Polishing White [5pc]	1

▽ ASSEMBLY

▲ INCLUDED IN ASSEMBLY

● RECOMMENDED STOCK ITEMS

REPLACEMENT BRUSH AND PAD DRIVER GROUP, 50 cm MODEL

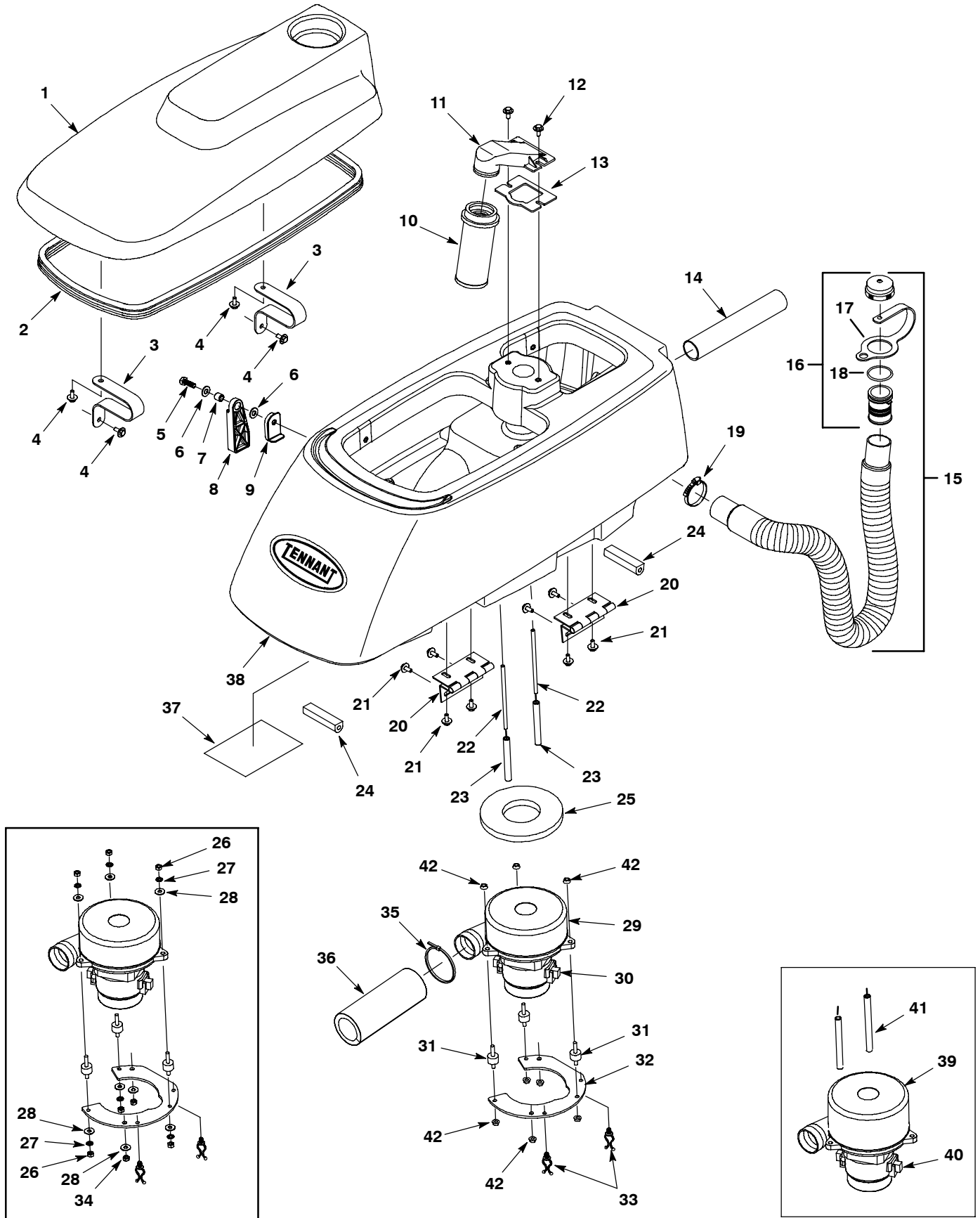


REPLACEMENT BRUSH AND PAD DRIVER GROUP, 50 cm MODEL

Ref.	Part No.	Serial Number	Description	Qty.
1	1010913	(T3xxx00001-)● Brush Assy, Disk, 25cm/10inch, Polypropylene Scrub (Black)	2
1	1010937	(T3xxx00001-)● Brush Assy, Disk, 25cm/10inch, Soft Nylon (White)	2
1	1010936	(T3xxx00001-)● Brush Assy, Disk, 25cm/10inch, Super Abrasive Scrub (Gray)	2
2	1010945	(T3xxx00001-)● Driver, Pad, 9.9d, Hard Face 25cm/17inch	2
3	994503	(T3xxx00001-)● Pad, 25cm/10inch, Scrubbing Blue [5pc]	2
3	994504	(T3xxx00001-)● Pad, 25cm/10inch, Buffing Red [5pc]	2
3	994505	(T3xxx00001-)● Pad, 25cm/10inch, Polishing White [5pc]	2

● RECOMMENDED STOCK ITEMS

RECOVERY TANK GROUP



RECOVERY TANK GROUP

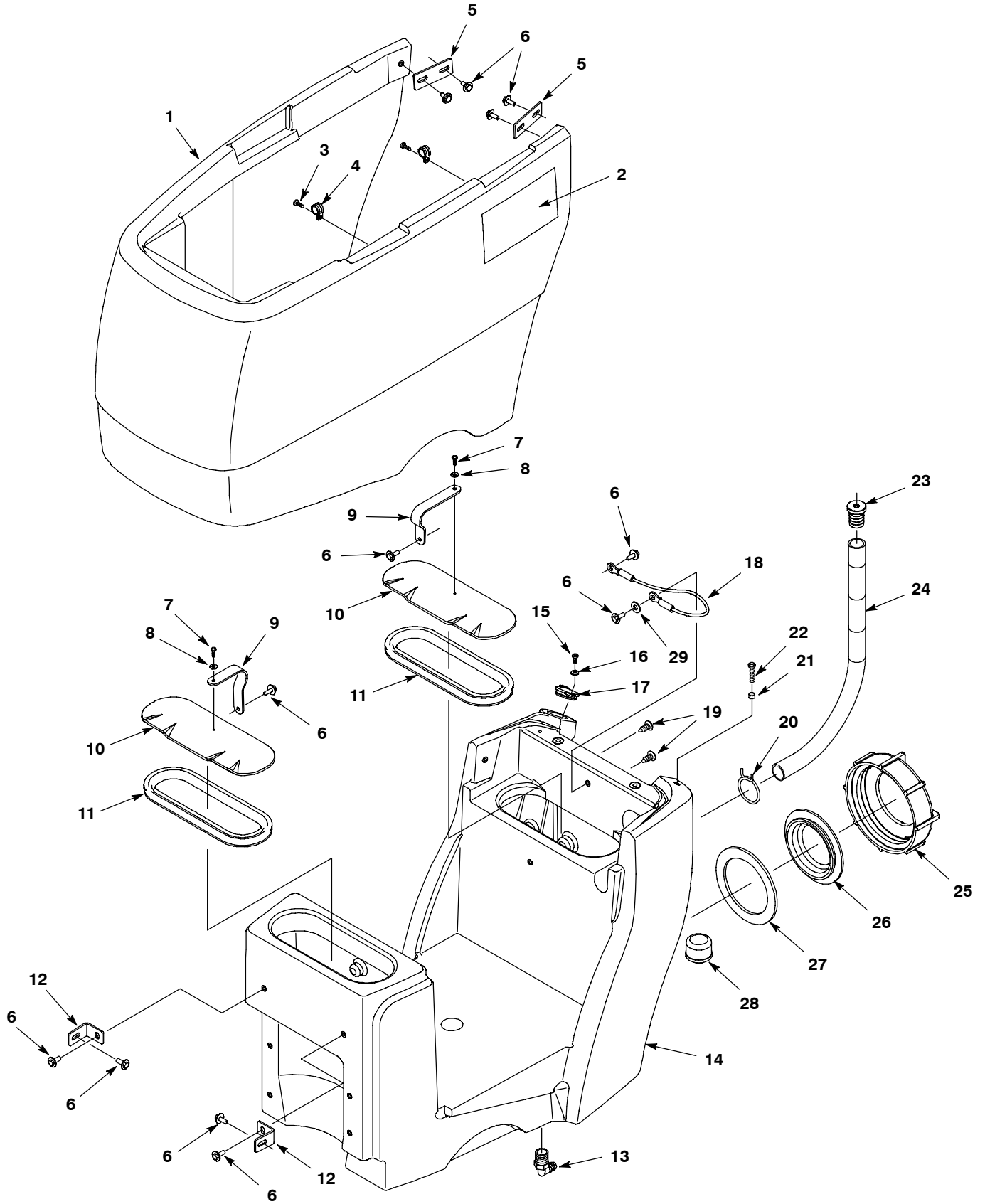
Ref.	Part No.	Serial Number	Description	Qty.	
1	1010881	(T3xxx00001-T3xxx11999) Cover, Tank, Recvy, Rm-Gr, [T3]	1	
2	1022797	(T3xxx00001-)● Seal, Bulb, Str, .295grv, 66.93l	1	
3	1018946	(T3xxx00001-T3xxx11999)● Strap, Retaining, 20mm X 159mm X 4.8,Blk	2	
4	1034731	(T3xxx09160-) Screw, Hex, M6 X 1.00 X 16, Ss, Sems	4	
5	1039118	(T3xxx00001-) Screw, Btn, M8 X 1.25 X 30, Blk	1	
6	140027	(T3xxx00001-) Washer, Flat, 0.35b 0.75d .04, Ss	2	
7	222460	(T3xxx00001-) Sleeve, P/M, 0.31b 0.50d 0.5l [430ss]	1	
8	1022399	(T3xxx00001-) Support, Tank, Prop, Blk, Nyl	1	
9	1022904	(T3xxx00001-) Bracket, Sppt, Stop, Blk, Nyl	1	
10	630052	(T3xxx00001-)● Float, Shut-Off, (2)Ball, 1.75d	1	
11	1011777	(T3xxx00001-) Mount, Float, Mold	1	
12	1034731	(T3xxx09160-) Screw, Hex, M6 X 1.00 X 16, Ss, Sems	2	
13	1013628	(T3xxx00001-)● Gasket, Mtg, Float, .125th, Neo, Adh	1	
14	1023748	(T3xxx00001-T3xxx11999) Tube, Hose, Sqge, Blk, Abs [T3]	1	
▽	15	1017380	(T3xxx00001-)● Hose Assy, Drain, 1.50id X 29.5l, Blk	1
▲▽	16	1008639	(T3xxx00001-)● Cap, Drain Assy	1
▲▲	17	1019563	(T3xxx00001-)● Strap, Cap, Drain	1
▲▲	18	1008637	(T3xxx00001-)● Seal, Org, 1.48id 1.76od	1
	19	11531	(T3xxx00001-)● Clamp, Hose, Wormdrive, 1.06-2.00d, .56w	1
	20	1012540	(T3xxx00001-) Hinge, 6mm Pin 2.5 73.5mmw 100mml, Bent	2
	21	1034731	(T3xxx09160-) Screw, Hex, M6 X 1.00 X 16, Ss, Sems	8
	22	1015412	(T3xxx00001-) Rod, Thrld, Full, M06 X 1.0 05.5l	2
	23	1024575	(T3xxx00001-) Tube, 0.28id 0.43od 03.3l, PI	2
	24	630368	(T3xxx00001-)● Gasket, 650mm, Rac, Vac	1
	25	100038	(T3xxx00001-)● Gasket, Motor, Vacuum, 5.7, Epdm, Adh	1
	26	07785	(T3xxx00001-T3xxx11331) Nut, Hex, Std, M6 X 1.00, A2, Ss	6
	27	07515	(T3xxx00001-T3xxx11331) Washer, Lock, Int, 0.25, Ss	6
	28	01684	(T3xxx00001-T3xxx11331) Washer, Flat, 0.27b 0.69d .05, Ss	8
▽	29	1024647	(T3xxx03054-)● Fan, Vacuum, 5.7d, 024vdc, 2 Stage [Bpt]	1
▲	30	372883	(T3xxx03054-)● Vr, Brush Kit, Motor, Ele (2/Pk)	1
	31	1011093	(T3xxx00001-)● Isolator, Vib, .75d, M6 Stud Both Ends	3
	32	1011962	(T3xxx00001-T3xxx11999) Bracket, Mtg, Vacuum	1
	33	30406	(T3xxx00001-) Clip, Keeper	2
	34	08712	(T3xxx00001-T3xxx11331) Nut, Hex, Lock, M6 X 1.00, Ss, NI	2
	35	130773	(T3xxx00001-)● Tie, Cable, Nyl, 11.0l, .14w, 3.0 Max. D	1
	36	1009906	(T3xxx00001-)● Muffler, Exhaust, Vacuum, 170mml [T3]	1
	37	1014154	(T3xxx00001-) Label, Instr, Battery [T3]	1
	38	1011502	(T3xxx00001-T3xxx11999) Tank, Recvy, Rm-Tl, Trimmed [T3]	1
▽	39	995445	(T3xxx00001-T3xxx03053)● Fan, Vacuum, 5.7d, 024vdc, 2 Stage,Afmkt	1
▲	40	1018079	(T3xxx00001-T3xxx03053)● Brush, Carbon, Vacfan, Replmt [Rotafil] (2/Pk)	1
	41	1016405	(T3xxx00001-T3xxx03053) Spacer, 7.0mmb 11.0mmd 94.8mml, Zn	2
	42	1040381	(T3xxx11332-) Nut, Hex, Fing, M6 X 1.0, Ss [Serrated]	8

▽ ASSEMBLY

▲ INCLUDED IN ASSEMBLY

● RECOMMENDED STOCK ITEMS

SOLUTION TANK GROUP



SOLUTION TANK GROUP

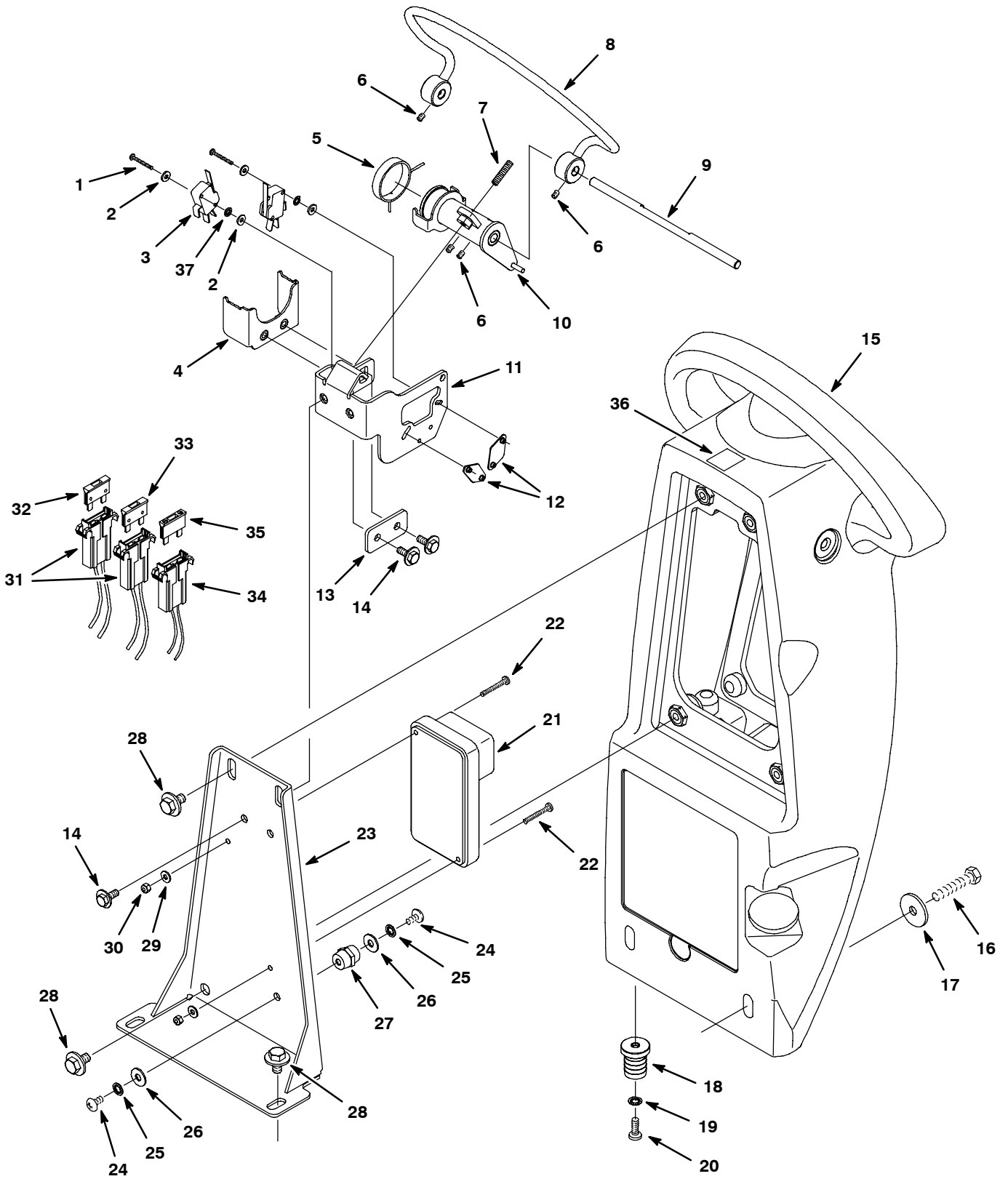
Ref.	Part No.	Serial Number	Description	Qty.
▽	1	1037658	(T3xxx00001-) Shroud, Front, Afmkt, Rm-Tl	1
▲	2	1016625	(T3xxx00001-) Label, Side [T3]	2
▲	2	1016626	(T3xxx00001-) Label, Side [T3 Fast]	2
	3	1018155	(T3xxx00001-) Screw, Pan, M5 X 0.8 X16, Ss, Tcut	2
	4	1016354	(T3xxx00001-) Clamp, Cable, Ss, 0.50d X 0.50w [Insul]	2
	5	1012614	(T3xxx00001-) Bracket, Attmnt, Shrd	2
	6	1034731	(T3xxx09160-) Screw, Hex, M6 X 1.00 X 16, Ss, Sems	12
	7	1018155	(T3xxx00001-) Screw, Pan, M5 X 0.8 X16, Ss, Tcut	2
	8	01683	(T3xxx00001-) Washer, Flat, 0.22b 0.50d .05, Ss [#10]	2
	9	1013768	(T3xxx00001-)● Strap, Retaining, 20mm X 159mm X 3.2,Blk	2
	10	1011585	(T3xxx00001-) Cover, Tank, Soltn	2
	11	1017251	(T3xxx00001-)● Seal, Bulb, 90, 0.49d .08-.09grip 022.2l	2
	12	1012544	(T3xxx00001-) Bracket, Sppt, Shrd	2
	13	1013505	(T3xxx00001-) Fitting, Plstc, E90, Bm08/Pm08, Nyl	1
	14	1012030	(T3xxx00001-) Tank, Soltn, Rm-Hg, Trimmed [T3]	1
	15	1018155	(T3xxx00001-) Screw, Pan, M5 X 0.8 X16, Ss, Tcut	1
	16	01683	(T3xxx00001-) Washer, Flat, 0.22b 0.50d .05, Ss [#10]	1
	17	1012965	(T3xxx00001-)● Cap, Port, Soltn Fill	1
	18	140960	(T3xxx00001-) Cable, Glv .13d 014.5l .34eye /.34eye	1
	19	1017236	(T3xxx00001-) Plug, Hole, Rnd, 0.25h 0.6l, Brb, Nyl	2
	20	608915	(T3xxx00001-)● Clamp, Hose, Wir, 1.03 - 1.09	1
	21	140154	(T3xxx00001-) Sleeve, P/M, 0.25b 0.38d 0.3l, PI	1
	22	608322	(T3xxx00001-) Screw, Trs, M6 X 1.00 X 16, Phl, Ss	1
	23	1035469	(T3xxx00001-) Fitting, Plastic, B12 [Sight Tube]	1
	24	1011721	(T3xxx00001-)● Hose, Drain, 0.75id X 25.6l, Vyl	1
	25	1014001	(T3xxx00001-)● Cap, Tank, Drain, Thrd	1
	26	1014029	(T3xxx00001-)● Plug, Cap, Gray	1
	27	375206	(T3xxx00001-)● Gasket, 4.05id 5.47od .19, Neo	1
	28	1015522	(T3xxx00001-)● Filter, Screen, 080 Mesh, Ss, Pf08	1
	29	01684	(T3xxx09160-) Washer, Flat, 0.27b 0.69d .05, Ss	1

▽ ASSEMBLY

▲ INCLUDED IN ASSEMBLY

● RECOMMENDED STOCK ITEMS

CONTROL CONSOLE GROUP, DRIVE MODEL



CONTROL CONSOLE GROUP, DRIVE MODEL

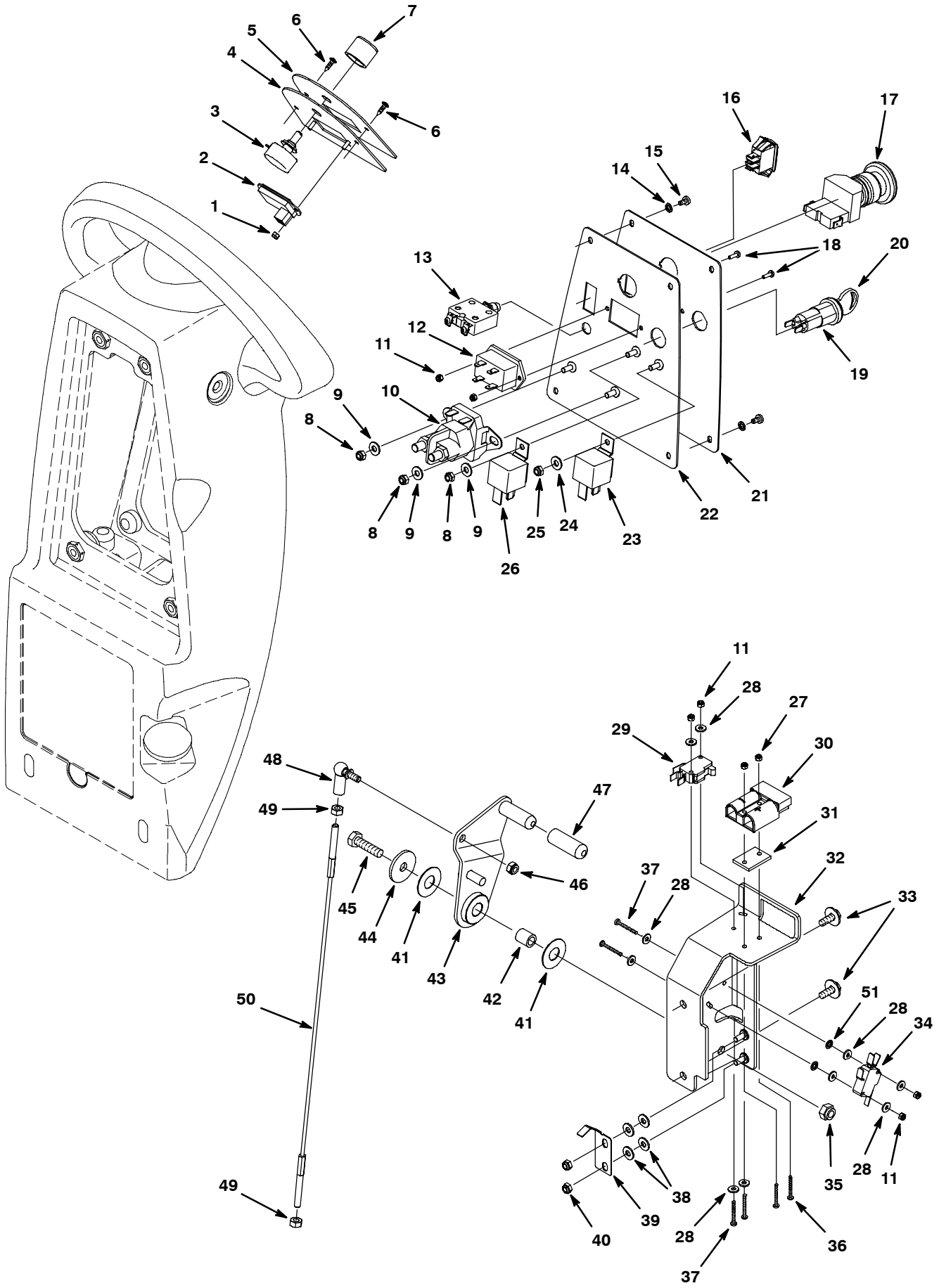
Ref.	Part No.	Serial Number	Description	Qty.
1	1042062	(T3xxx00001-) Screw, Hex, M3 X 0.5 X 25, Ss	4
2	41578	(T3xxx00001-) Washer, Flat, #06, Ss	8
3	1012568	(T3xxx00001-) ● Switch, Snap, 10a, Short	2
4	1015570	(T3xxx00001-) Bracket, Spring, Balancer, Bail	1
5	630088	(T3xxx00001-) Spring, Tors, Cntr, .072, Pl, Mw	1
6	1015578	(T3xxx00001-) Screw, Set, M8 X 1.25 X 8, Ss, NI[Cuppt]	4
7	1018559	(T3xxx00001-) Screw, Set, M6 X 1.0 X 30, Ss	1
8	1013363	(T3xxx00001-) Lever Wldt, Bail, Console	1
9	1017621	(T3xxx00001-) Shaft, Actuator, Forward / Reverse	1
10	1017613	(T3xxx00001-) Collar Wldt, Actuator, Console	1
11	1017612	(T3xxx00001-) Bracket, Switch, Bail	1
12	995585	(T3xxx00001-) Plate, Thread, Switch	2
13	1015826	(T3xxx00001-) Plate, Screw, Bail	1
14	1034731	(T3xxx09160-) Screw, Hex, M6 X 1.00 X 16, Ss, Sems	4
15	1018745	(T3xxx00001-) Housing, Cntrl, Afmkt [T3]	1
16	09026	(T3xxx00001-) Screw, Hex, M8 X 1.25 X 40, Ss	2
17	1016331	(T3xxx00001-) Washer, Flat, 0.34b 1.25d .11, Ss	2
18	1035469	(T3xxx00001-) Fitting, Plastic, B12 [Sight Tube]	1
19	07515	(T3xxx00001-) Washer, Lock, Int, 0.25 Ss	1
20	367770	(T3xxx00001-) Screw, Pan, M6 X 1.0 X 16, Ss	1
21	1010905	(T3xxx00001-) ● Module, Drive	1
22	33931	(T3xxx00001-) Screw, Pan, M4 X 0.7 X 30, Ss	2
23	1012011	(T3xxx00001-) Bracket, Hsng, Cntrl [T3]	1
24	48732	(T3xxx00001-) Screw, Pan, M6 X 1.0 X 10, Ss	2
25	07515	(T3xxx00001-) Washer, Lock, Int, 0.25, Ss	2
26	01684	(T3xxx00001-) Washer, Flat 0.25, Ss	2
27	1013523	(T3xxx00001-) ● Stand-Off, Wir, M6, 18 Hex, 20l, Insul	1
28	1020341	(T3xxx09160-) Screw, Hex, M8 X 1.25 X 20, Ss, Sems Sq	6
29	41579	(T3xxx00001-) Washer, Flat, #08, Ss	2
30	33932	(T3xxx00001-) Nut, Hex, Lock, M4 X 0.70, NI, Ss	2
▽	31	1020822 (T3xxx00001-T3xxx11999) Harness, Main, Drive [T3 - Tnv]	1
▲	32	1016040 (T3xxx00001-) ● Fuse, 025a 032vdc	1
▲	33	1016041 (T3xxx00001-) ● Fuse, 030a 032vdc	1
▽	34	1013644 (T3xxx00001-) Harness [Fast Option]	1
▲	35	1016039 (T3xxx00001-) ● Fuse, 007.5a 032vdc	1
	36	1016572 (T3xxx00001-) Label, Dir	1
	37	02938 (T3xxx00001-) Washer, Lock, Int, 08, Ss	4

▽ ASSEMBLY

▲ INCLUDED IN ASSEMBLY

● RECOMMENDED STOCK ITEMS

COMPONENT PANEL GROUP, DRIVE MODEL



COMPONENT PANEL GROUP, DRIVE MODEL

Ref.	Part No.	Serial Number	Description	Qty.	
1	579211	(T3xxx00001-) Nut, Hex, Lock, M3 X 0.50, Ss	2	
2	392894	(T3xxx00001-)● Gauge, Discharge, Battery, 36vdc, Rt,Led	1	
3	1013567	(T3xxx00001-)● Harness, Pot, Wire Assy	1	
4	1011707	(T3xxx00001-) Panel, Cntrl, Upper	1	
5	1014157	(T3xxx00001-) Label, Opertnl, Upper, Propel [Tt]	1	
6	140825	(T3xxx00001-) Screw, Pan, #06 X 0.50, Phl, Blk,Fmg[Ab]	2	
7	606550	(T3xxx00001-)● Knob, Rnd, 0.92d 0.76l 0.25b, Plstc	1	
8	09739	(T3xxx00001-) Nut, Hex, Lock, M5 X 0.80, NI, Ss	3	
9	01683	(T3xxx00001-) Washer, Flat, #10, Ss	3	
10	1038490	(T3xxx00001-)● Relay, 24vdc, 100a, No [Trombetta]	1	
11	579211	(T3xxx00001-) Nut, Hex, Lock, M3 X 0.50, Ss	6	
12	1014572	(T3xxx00001-)● Gauge, Hourmeter, 14-48vdc, Lcd, Rt,.1hr	1	
13	1013766	(T3xxx00001-)● Circuitbreaker, 15.0a (50cm Model)	1	
14	02938	(T3xxx00001-) Washer, Lock, Int, #08, Ss	4	
15	391403	(T3xxx00001-) Screw, Pan, M4 X 0.7 X 8, Ss	4	
16	130787	(T3xxx00001-)● Switch, Rocker, Spdt (Fast Model)	1	
17	1011735	(T3xxx00001-)● Switch, Safety, Shutoff	1	
18	06920	(T3xxx00001-) Screw, Pan, M3 X 0.50 X 10, 4.8	2	
▽	19	1011402	(T3xxx00001-)● Switch, Key	1
▲	20	1017696	(T3xxx00001-)● Key Set, Replmt [F/ Keyswitch 1011402]	1
21	1014158	(T3xxx00001-) Label, Lower, Propel, Ce [W/ Fast]	1	
21	1018383	(T3xxx00001-) Label, Lower, Propel, Ce [W/O Fast]	1	
22	1012134	(T3xxx00001-) Panel, Cntrl, Lower	1	
23	1012216	(T3xxx00001-)● Relay, 24vdc, 070a, Spst, Plug-In (Fast Model)	1	
24	01683	(T3xxx00001-) Washer, Flat, #10, Ss (Fast Model)	1	
25	09739	(T3xxx00001-) Nut, Hex, Lock, M5 X 0.80, NI, Ss (Fast Model)	1	
26	1012216	(T3xxx00001-)● Relay, 24vdc, 070a, Spst No, Plug-In	1	
27	33932	(T3xxx00001-) Nut, Hex, Lock, M4 X 0.70, NI, Ss	2	
28	41578	(T3xxx00001-) Washer, Flat, #06, Ss	10	
29	611005	(T3xxx00001-)● Switch, Rlr, 16a, Micro	1	
30	605387	(T3xxx00001-)● Connector, Anderson, 50a,Red W/O Contact	1	
31	1017628	(T3xxx00001-) Spacer, Chrgr Plug	1	
32	1012850	(T3xxx00001-) Bracket Wldt, Lever, Sqge	1	
33	1034731	(T3xxx09160-) Screw, Hex, M6 X 1.00 X 16, Ss, Sems	2	
34	1012568	(T3xxx00001-)● Switch, Snap, 10a, Short	1	
35	08713	(T3xxx00001-) Nut, Hex, Lock, M8 X 1.25, NI, Ss	1	
36	1033197	(T3xxx00001-) Screw, Pan, M4x0.7x24, Phl, Ss [7985]	2	
37	1042062	(T3xxx00001-) Screw, Hex, M3 X 0.5 X 25, Ss	4	
38	01683	(T3xxx00001-) Washer, Flat, #10, Ss	4	
39	1017627	(T3xxx00001-) Spring, Lever, Sqge	1	
40	09739	(T3xxx00001-) Nut, Hex, Lock, M5 X 0.80, NI, Ss	2	
41	1013397	(T3xxx00001-) Washer, Flat, M13 X 30 X 0.8, Nyl	2	
42	1017622	(T3xxx00001-) Sleeve, P/M, 0.33b 0.50d 0.6l	1	
43	1013329	(T3xxx00001-) Lever Wldt, Sqge	1	
44	1016331	(T3xxx00001-) Washer, Flat, 0.34b 1.25d .11, Ss	1	
45	09011	(T3xxx00001-) Screw, Hex, M8 X 1.25 X 30, Ss	1	
46	08712	(T3xxx00001-) Nut, Hex, Lock, M6 X 1.00, Ss, NI	1	
47	1016895	(T3xxx00001-)● Cap, Handle, Sqge Lift	1	
48	1012747	(T3xxx00001-) Balljoint, M06 X 1.0 Fem, M06 X 1.0 Mal	1	
49	07785	(T3xxx00001-) Nut, Hex, Std, M6 X 1.00, A2, Ss	2	
50	1017633	(T3xxx00001-) Cable, Lift, Sqge	1	
51	02938	(T3xxx00001-) Washer, Lock, Int, 08, Ss	2	

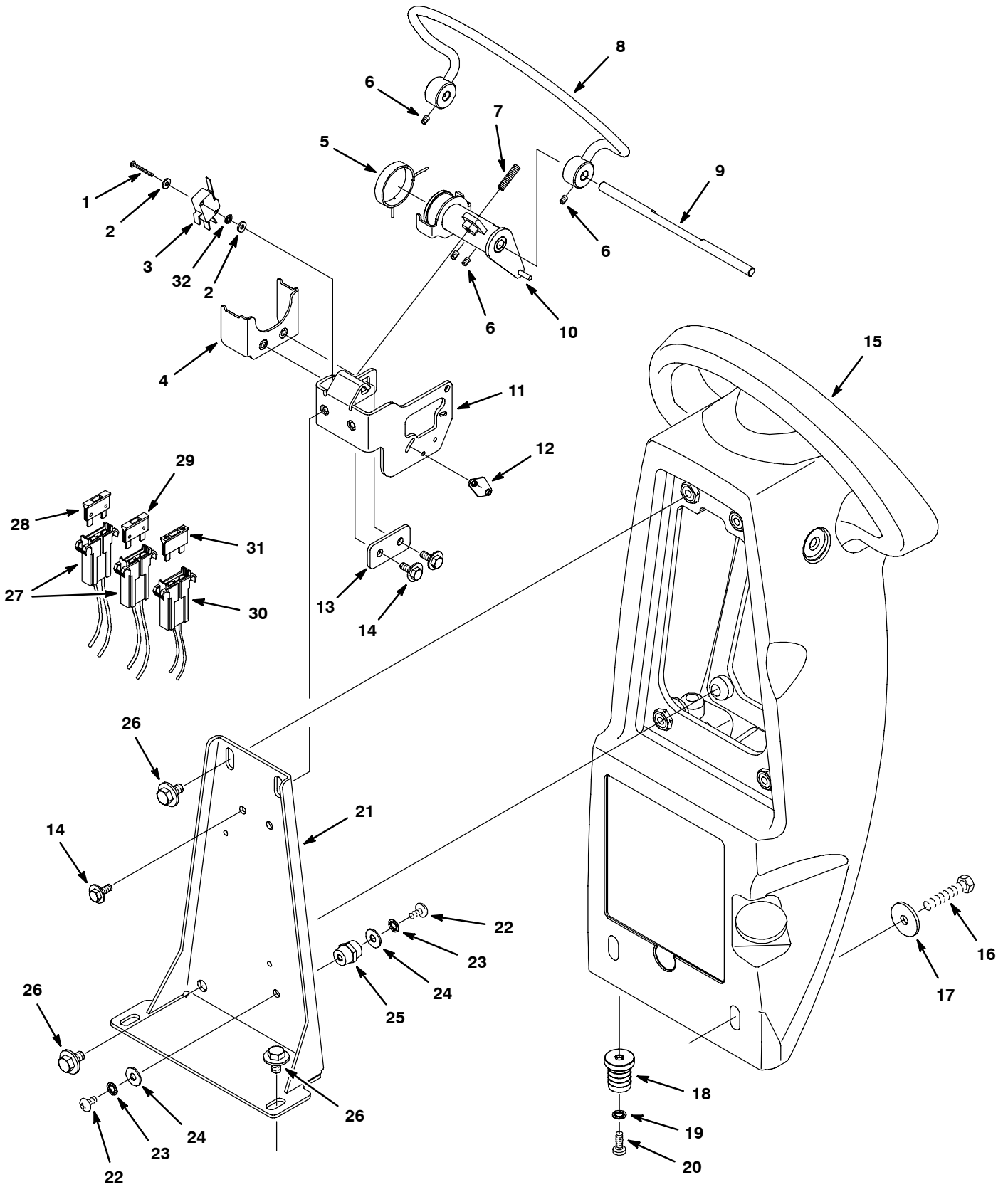
▽ ASSEMBLY

▲ INCLUDED IN ASSEMBLY

● RECOMMENDED STOCK ITEMS

STANDARD PARTS

CONTROL CONSOLE GROUP, BRUSH ASSIST MODEL

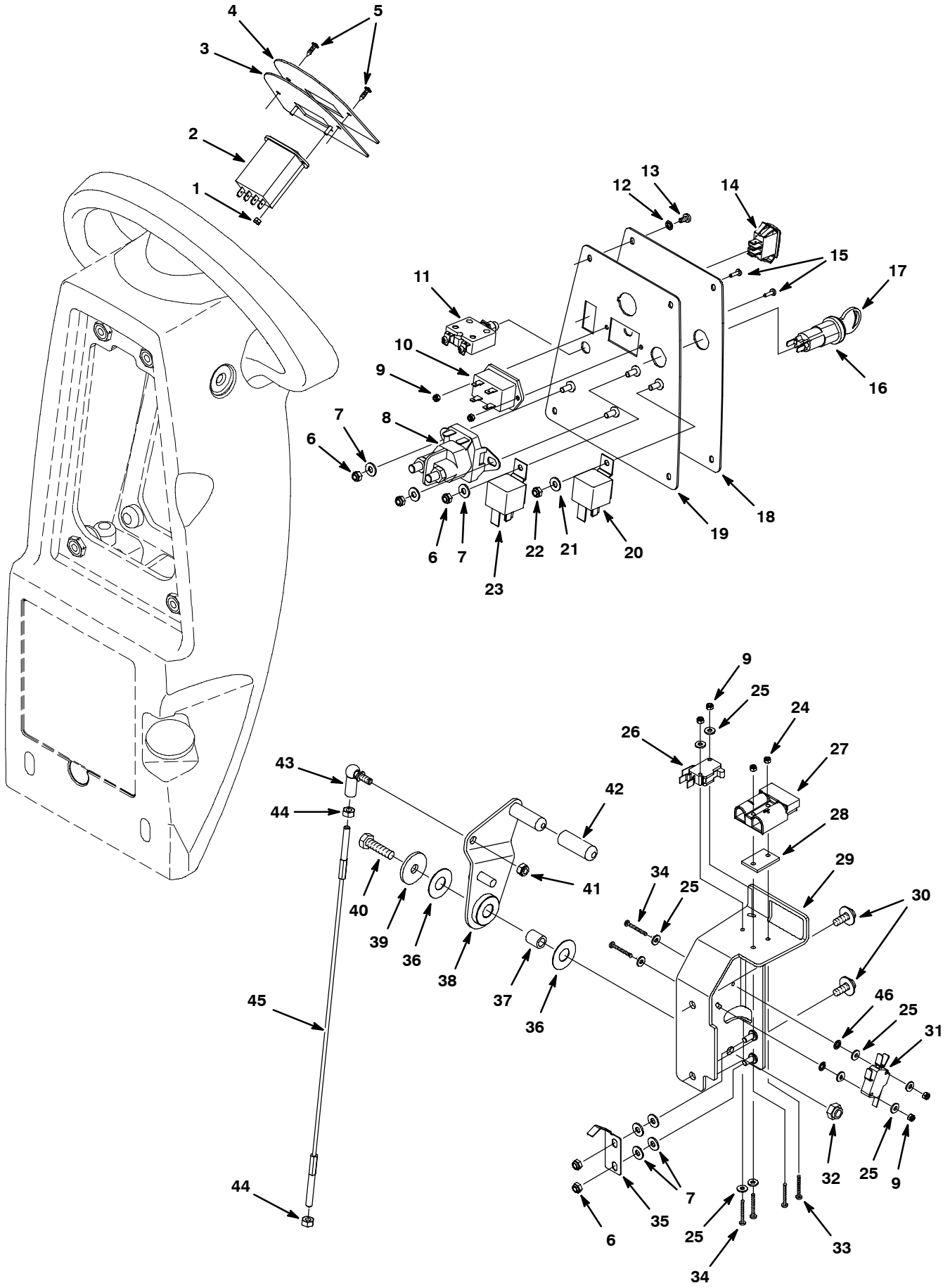


CONTROL CONSOLE GROUP, BRUSH ASSIST MODEL

Ref.	Part No.	Serial Number	Description	Qty.
1	1042062	(T3xxx00001-) Screw, Hex, M3 X 0.5 X 25, Ss	2
2	41578	(T3xxx00001-) Washer, Flat, #06, Ss	4
3	1012568	(T3xxx00001-) ● Switch, Snap, 10a, Short	1
4	1015570	(T3xxx00001-) Bracket, Spring, Balancer, Bail	1
5	630088	(T3xxx00001-) Spring, Tors, Cntr, .072, PI [Mw]	1
6	1015578	(T3xxx00001-) Screw, Set, M8 X 1.25 X 8, Cuppt, Ss, NI	4
7	1018559	(T3xxx00001-) Screw, Set, M6 X 1.0 X 30, Ss	1
8	1013363	(T3xxx00001-) Lever Wldt, Bail, Console	1
9	1017621	(T3xxx00001-) Shaft, Actuator, Fwd/Rev	1
10	1017613	(T3xxx00001-) Collar Wldt, Actuator, Console	1
11	1017612	(T3xxx00001-) Bracket, Switch, Bail	1
12	995585	(T3xxx00001-) Plate, Thread, Switch	1
13	1015826	(T3xxx00001-) Plate, Screw, Bail	1
14	1034731	(T3xxx09160-) Screw, Hex, M6 X 1.00 X 16, Ss, Sems	4
15	1018745	(T3xxx00001-) Housing, Cntrl, Afmkt [T3]	1
16	09026	(T3xxx00001-) Screw, Hex, M8 X 1.25 X 40, Ss	2
17	1016331	(T3xxx00001-) Washer, Flat, 0.34b 1.25d .11, Ss	2
18	1035469	(T3xxx00001-) Fitting, Plastic, B12 [Sight Tube]	1
19	07515	(T3xxx00001-) Washer, Lock, Int, 0.25 Ss	1
20	367770	(T3xxx00001-) Screw, Pan, M6 X 1.0 X 16, Ss	1
21	1012011	(T3xxx00001-) Bracket, Hsng, Cntrl [T3]	1
22	48732	(T3xxx00001-) Screw, Pan, M6 X 1.0 X 10, Ss	2
23	07515	(T3xxx00001-) Washer, Lock, Int, 0.25 Ss	2
24	01684	(T3xxx00001-) Washer, Flat, 0.25 Ss	2
25	1013523	(T3xxx00001-) ● Stand-Off, Wir, M6	1
26	1020341	(T3xxx09160-) Screw, Hex, M8 X 1.25 X 20, Ss, Sems Sq	6
▽	27	1016730 (T3xxx00001-T3xxx11999) Harness, Main, Push [T3 - Ce]	1
▲	28	1016040 (T3xxx00001-) ● Fuse, 025a 032vdc	1
▲	29	1016029 (T3xxx00001-) ● Fuse, 005a 032vdc	1
▽	30	1013644 (T3xxx00001-) Harness [Fast Option]	1
▲	31	1016039 (T3xxx00001-) ● Fuse, 007.5a 032vdc	1
	32	02938 (T3xxx00001-) Washer, Lock, Int, 08, Ss	2

● RECOMMENDED STOCK ITEMS

COMPONENT PANEL GROUP, BRUSH ASSIST MODEL



COMPONENT PANEL GROUP, BRUSH ASSIST MODEL

Ref.	Part No.	Serial Number	Description	Qty.	
1	579211	(T3xxx00001-) Nut, Hex, Lock, M3 X .5, Ss	2	
2	1011625	(T3xxx00001-) ● Indicator, Battery, 24vdc, 1.86volt/cell	1	
3	1011707	(T3xxx00001-) Panel, Cntrl, Upper	1	
4	1016755	(T3xxx00001-) Label, Opertnl, Upper, Brush Assist	1	
5	140825	(T3xxx00001-) Screw, Pan, #06-32 X 0.50, Phl,Bz Shtmtl	2	
6	09739	(T3xxx00001-) Nut, Hex, Lock, M5 X 0.8, NI, Ss	5	
7	01683	(T3xxx00001-) Washer, Flat, #10, Ss	7	
8	1038490	(T3xxx00001-) ● Relay, 24vdc, 100a, No [Trombetta]	1	
9	579211	(T3xxx00001-) Nut, Hex, Lock, M3 X .5, Ss	6	
10	1014572	(T3xxx00001-) ● Gauge, Hourmeter, 14-48vdc, Lcd, Rt,.1hr	1	
11	1016708	(T3xxx00001-) ● Circuitbreaker, 20.0a (43cm Model)	1	
12	02938	(T3xxx00001-) Washer, Lock, Int, 08, Ss	4	
13	391403	(T3xxx00001-) Screw, Pan, M4 X 0.7 X 8, Ss	4	
14	130787	(T3xxx00001-) ● Switch, Rocker, Spdt (Fast Model)	1	
15	06920	(T3xxx00001-) Screw, Pan, M3 X 0.5 X 10, 4.8	2	
▽	16	1011402	(T3xxx00001-) ● Switch, Key	1
▲	17	1017696	(T3xxx00001-) ● Key, Replmt, Set Of 2 [F/1011402]	1
	18	1016754	(T3xxx00001-) Label, Lower, Brush Assist, Ce [W/ Fast]	1
	18	1018382	(T3xxx00001-) Label, Lower, Brush Assist, Ce [W/O Fast]	1
	19	1012134	(T3xxx00001-) Panel, Cntrl, Lower	1
	20	1012216	(T3xxx00001-) ● Relay, 24vdc, 70a, Spst, Plug-In (Fast Model)	1
	21	01683	(T3xxx00001-) Washer, Flat, #10, Ss (Fast Model)	1
	22	09739	(T3xxx00001-) Nut, Hex, Lock, M5 X 0.80, NI, Ss (Fast Model)	1
	23	1012216	(T3xxx00001-) ● Relay, 24vdc, 070a, Spst No, Plug-In	1
	24	33932	(T3xxx00001-) Nut, Hex, Lock, M4 X 0.70, NI, Ss	2
	25	41578	(T3xxx00001-) Washer, Flat, #06, Ss	10
	26	611005	(T3xxx00001-) ● Switch, Rlr, 16a, Micro	1
	27	605387	(T3xxx00001-) ● Connector, Anderson, 50a,Red W/O Contact	1
	28	603331	(T3xxx00001-) ● Spacer, Plug, Chrgr	1
	29	1012850	(T3xxx00001-) Bracket Wldt, Lever, Sqge	1
	30	1034731	(T3xxx09160-) Screw, Hex, M6 X 1.00 X 16, Ss, Sems	2
	31	1012568	(T3xxx00001-) ● Switch, Snap, 10a, Short	1
	32	08713	(T3xxx00001-) Nut, Hex, Lock, M8 X 1.25, NI, Ss	1
	33	1033197	(T3xxx00001-) Screw, Pan, M4x0.7x24, Phl, Ss [7985]	2
	34	1042062	(T3xxx00001-) Screw, Hex, M3 X 0.5 X 25, Ss	4
	35	1017627	(T3xxx00001-) Spring, Lever, Sqge	1
	36	1013397	(T3xxx00001-) Washer, Flat, M13 X 30 X 0.8, Nyl	2
	37	1014336	(T3xxx00001-) Sleeve, P/M, 0.33b 0.50d 0.6l	1
	38	1013329	(T3xxx00001-) Lever Wldt, Sqge	1
	39	1016331	(T3xxx00001-) Washer, Flat, 0.34b 1.25d .11, Ss	1
	40	09011	(T3xxx00001-) Screw, Hex, M8 X 1.25 X 30, Ss	1
	41	08712	(T3xxx00001-) Nut, Hex, Lock, M6 X 1.0, Ss, NI	1
	42	1016895	(T3xxx00001-) ● Cap, Handle, Sqge Lift	1
	43	1017626	(T3xxx00001-) Balljoint, M6 X 1.0 Fem, M6 X 1.0 Mal	1
	44	07785	(T3xxx00001-) Nut, Hex, Std, M6 X 1.0, A2, Ss	2
	45	1017633	(T3xxx00001-) Cable, Lift, Sqge	1
	46	02938	(T3xxx00001-) Washer, Lock, Int, 08, Ss	2

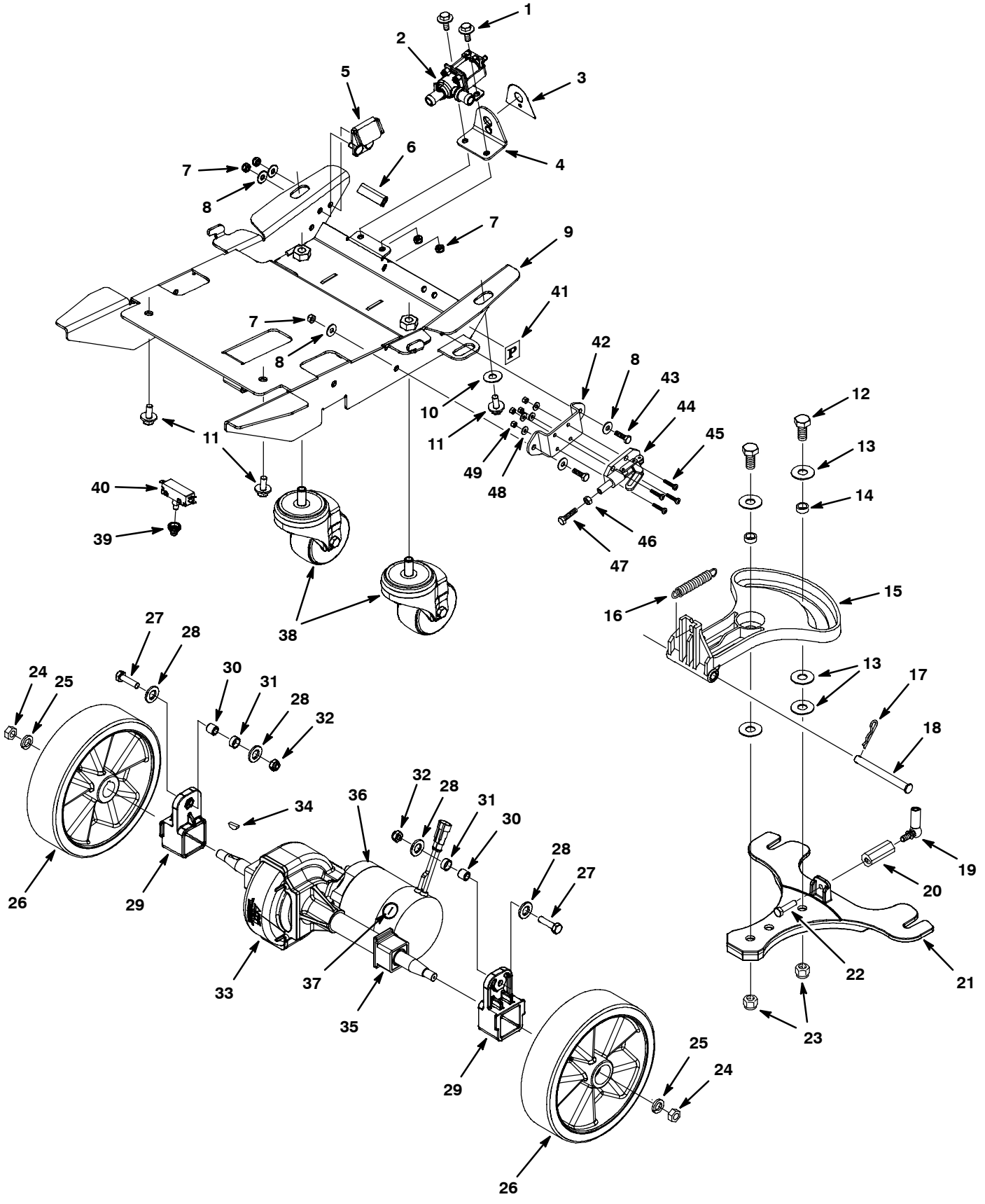
▽ ASSEMBLY

▲ INCLUDED IN ASSEMBLY

● RECOMMENDED STOCK ITEMS

STANDARD PARTS

WHEEL GROUP, DUAL DISK DRIVE MODEL (S/N T3xxxxxxx-)



WHEEL GROUP, DUAL DISK DRIVE MODEL (S/N T3xxxxxxxx-)

Ref.	Part No.	Serial Number	Description	Qty.	
1	1034731	(T3xxx09160-) Screw, Hex, M6 X 1.00 X 16, Ss, Sems	2	
2	1016595	(T3xxx00001-) ● Valve, .25-20 [Liq Dispensing]	1	
3	1014156	(T3xxx00001-) Label, Opertnl, Lower, Soltn Flow	1	
4	1031714	(T3xxx09160-) Bracket, Mtg, Valve, Soltn [T3]	1	
5	1017618	(T3xxx00001-) Bracket, Locking, Pedal, Foot	1	
6	1034551	(T3xxx09160-) Trim, Plstc, Edge, .12 X .56 X 1.75	1	
7	08712	(T3xxx00001-) Nut, Hex, Lock, M6 X 1.00, Ss, NI	6	
8	01684	(T3xxx00001-) Washer, Flat, 0.27b 0.69d .05, Ss	6	
9	1023428	(T3xxx09160-) Frame Wldt, Mach, Blk, [T3]	1	
10	1016331	(T3xxx00001-) Washer, Flat, 0.34b 1.25d .11, Ss	2	
11	1020341	(T3xxx09160-) Screw, Hex, M8 X 1.25 X 20, Ss, Sems Sq	4	
12	12309	(T3xxx09160-) Screw, Hex, M12 X 1.75 X 30, Ss	2	
13	140045	(T3xxx00001-) Washer, Flat, 0.51b 1.25d .06, Ss	5	
14	1013662	(T3xxx00001-) Bushing, Sleeve, 12mmb 16mmd 7mml,Pm Yel	2	
15	1023389	(T3xxx09160-) Bracket, Sqge, Lift, Mold Blk, Nyl [T3]	1	
16	1008721	(T3xxx09160-) Spring, Extn, 0.75od 0.09wir 03.5l	1	
17	44906	(T3xxx00001-) Pin, Cotter, Hair, 0.69d .092 Wir	1	
18	1017635	(T3xxx00001-) Pin, Clevis, 10mmd X 100mml	1	
19	1012747	(T3xxx09160-) ● Balljoint, M06 X 1.0 Fem, M06 X 1.0 Mal	1	
20	1002078	(T3xxx09160-) Spacer, .50x X 1.25l, M6 Thread	1	
21	1026265	(T3xxx09160-) Bracket, Mtg, Sqge, [T3] Cast, Alm	1	
22	1034731	(T3xxx09160-) Screw, Hex, M6 X 1.00 X 16, Sems, Ss	1	
23	09741	(T3xxx09160-) Nut, Hex, Lock, M12 X 1.75, NI, Ss	2	
24	07788	(T3xxxxxxxx-) Nut, Hex, Std, M12 X 1.75, Ss	2	
25	140024	(T3xxxxxxxx-) Washer, Lock, Split, 0.50, Ss	2	
26	1039655	(T3xxxxxxxx-) ● Wheel, Scrbr, 198.00mm, W/ Taper [T3]	2	
27	09011	(T3xxx09160-) Screw, Hex, M8 X 1.25 X 30, Ss	2	
28	1013936	(T3xxx09160-) Washer, Flat, 0.51b 0.94d .10, Nyl	4	
29	1028292	(T3xxx09160-) Adapter, Mtg, Axle, Alm [T3]	2	
30	222460	(T3xxx09160-) Sleeve, P/M, 0.31b 0.50d 0.5l [430ss]	2	
31	630188	(T3xxx09160-) ● Bearing, Journal, .50id X .25l	2	
32	08713	(T3xxx09160-) Nut, Hex, Lock, M8 X 1.25, NI, Ss	2	
▽	33	1041605	(T3xxxxxxxx-) ● Transaxle, Ele, 24vdc, 112rpm [Amp]	1
▲	1017782	(T3xxx00001-) ● Coupling Kit, Transaxle, Replmt [11057]	1	
▲	34	1021167	(T3xxxxxxxx-) Key, Woodruff, 5mm	2
▲	35	612880	(T3xxx00001-) ● Sleeve, Transaxle, Replmt	2
▲▽	36	1017773	(T3xxx00001-) ● Motor, Transaxle, 24vdc, Replmt	1
▲▲	37	614166	(T3xxx00001-) ● Brush Kit, Carbon [Qty 4]	1
	38	1019008	(T3xxx00001-) ● Caster, Swivel, 80mmd, M12 X 25, Clr PI	2
	39	1035711	(T3xxx09160-) ● Boot, Switch, Hex Nut, .38-32 Thd	1
	40	606292	(T3xxx09160-) ● Switch, Push, Actuator, 20a	1
	41	600624	(T3xxx00001-) Label, Parking Brake, Symbol [Tnv]	1
	42	1013840	(T3xxx00001-) Bracket, Brake, Frame	1
	43	08716	(T3xxx00001-) Screw, Hex, M6 X 1.0 X 20, Ss	2
	44	1013718	(T3xxx00001-) ● Clamp, Brake, Parking [T3]	1
	45	12323	(T3xxx00001-) Screw, Pan, M4 X 0.7 X 20, Ss	4
	46	07785	(T3xxx00001-) Nut, Hex, Std, M6 X 1.00, A2, Ss	1
	47	1017416	(T3xxx00001-) Screw, Weld, M6 X 1.0 X 25, Thru, Ss	1
	48	41579	(T3xxx00001-) Washer, Flat, #08, Ss	4
	49	33932	(T3xxx00001-) Nut, Hex, Lock, M4 X 0.70, NI, Ss	4
	N/S	1020850	(T3xxx00001-) Harness, Frame, Drive [T3 - Ce]	1

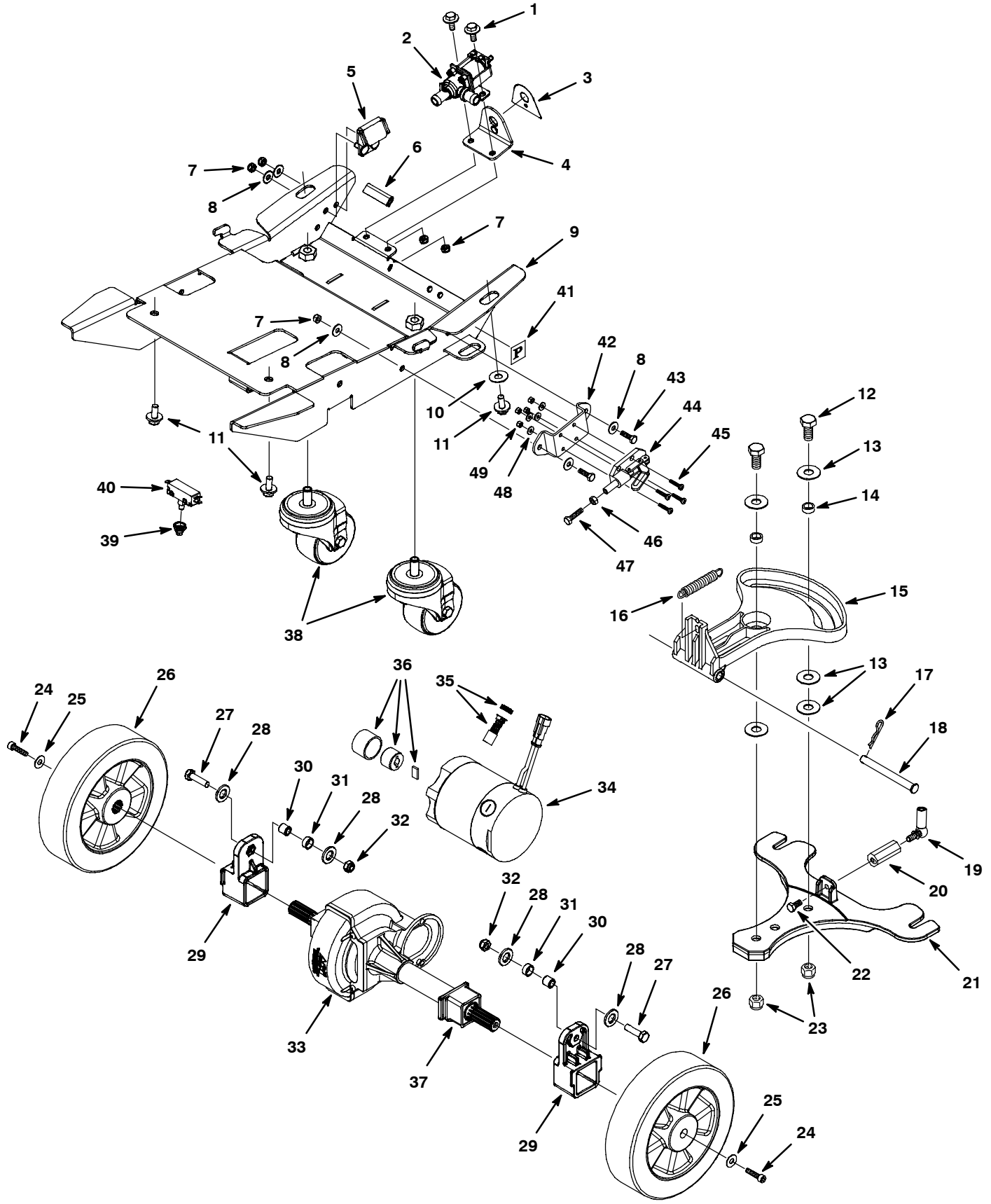
▽ ASSEMBLY

▲ INCLUDED IN ASSEMBLY

● RECOMMENDED STOCK ITEMS

STANDARD PARTS

WHEEL GROUP, DUAL DISK DRIVE MODEL (S/N T3xxx09160- T3xxxxxxx)



WHEEL GROUP, DUAL DISK DRIVE MODEL (S/N T3xxx09160- T3xxxxxxxx)

Ref.	Part No.	Serial Number	Description	Qty.	
1	1034731	(T3xxx09160-) Screw, Hex, M6 X 1.00 X 16, Ss, Sems	2	
2	1016595	(T3xxx00001-) ● Valve, .25-20 [Liq Dispensing]	1	
3	1014156	(T3xxx00001-) Label, Opertnl, Lower, Soltn Flow	1	
4	1031714	(T3xxx09160-) Bracket, Mtg, Valve, Soltn [T3]	1	
5	1017618	(T3xxx00001-) Bracket, Locking, Pedal, Foot	1	
6	1034551	(T3xxx09160-) Trim, Plstc, Edge, .12 X .56 X 1.75	1	
7	08712	(T3xxx00001-) Nut, Hex, Lock, M6 X 1.00, Ss, NI	6	
8	01684	(T3xxx00001-) Washer, Flat, 0.27b 0.69d .05, Ss	6	
9	1023428	(T3xxx09160-) Frame Wldt, Mach, Blk, [T3]	1	
10	1016331	(T3xxx00001-) Washer, Flat, 0.34b 1.25d .11, Ss	2	
11	1020341	(T3xxx09160-) Screw, Hex, M8 X 1.25 X 20, Ss, Sems Sq	4	
12	12309	(T3xxx09160-) Screw, Hex, M12 X 1.75 X 30, Ss	2	
13	140045	(T3xxx00001-) Washer, Flat, 0.51b 1.25d .06, Ss	5	
14	1013662	(T3xxx00001-) Bushing, Sleeve, 12mmb 16mmd 7mml, Pm Yel	2	
15	1023389	(T3xxx09160-) Bracket, Sqge, Lift, Mold Blk, Nyl [T3]	1	
16	1008721	(T3xxx09160-) Spring, Extn, 0.75od 0.09wir 03.5l	1	
17	44906	(T3xxx00001-) Pin, Cotter, Hair, 0.69d .092 Wir	1	
18	1017635	(T3xxx00001-) Pin, Clevis, 10mmd X 100mml	1	
19	1012747	(T3xxx09160-) ● Balljoint, M06 X 1.0 Fem, M06 X 1.0 Mal	1	
20	1002078	(T3xxx09160-) Spacer, .50x X 1.25l, M6 Thread	1	
21	1026265	(T3xxx09160-) Bracket, Mtg, Sqge, [T3] Cast, Alm	1	
22	11329	(T3xxx09160-) Screw, Hex, M6 X 1.0 X 16, Ss, NI	1	
23	09741	(T3xxx09160-) Nut, Hex, Lock, M12 X 1.75, NI, Ss	2	
24	1015869	(T3xxx09160-T3xxxxxxxx) Screw, Soc, M6 X 1.0 X 25, Ss, NI	2	
25	200304017	(T3xxx09160-T3xxxxxxxx) Washer, Flat, M6.4b X 13d X 1.6, PI	2	
26	1015079	(T3xxx09160-T3xxxxxxxx) ● Wheel, Scrbr, 198.00mm [W/ Spline]	2	
27	09011	(T3xxx09160-) Screw, Hex, M8 X 1.25 X 30, Ss	2	
28	1013936	(T3xxx09160-) Washer, Flat, 0.51b 0.94d .10, Nyl	4	
29	1028292	(T3xxx09160-) Adapter, Mtg, Axle, Alm [T3]	2	
30	222460	(T3xxx09160-) Sleeve, P/M, 0.31b 0.50d 0.5l [430ss]	2	
31	630188	(T3xxx09160-) ● Bearing, Journal, .50id X .25l	2	
32	08713	(T3xxx09160-) Nut, Hex, Lock, M8 X 1.25, NI, Ss	2	
▽	33	1034696	(T3xxx09160-T3xxxxxxxx) ● Transaxle, Ele, 24vdc, 112rpm	1
▲▽	34	1017773	(T3xxx00001-) ● Motor, Transaxle, 24vdc, Replmt	1
▲▲	35	614166	(T3xxx00001-) ● Brush Kit, Carbon [Qty 4]	1
▲	36	1017782	(T3xxx00001-) ● Coupling Kit, Transaxle, Replmt [11057]	1
▲	37	612880	(T3xxx00001-) ● Sleeve, Transaxle, Replmt	2
	38	1019008	(T3xxx00001-) ● Caster, Swivel, 80mmd, M12 X 25, Clr PI	2
	39	1035711	(T3xxx09160-) ● Boot, Switch, Hex Nut, .38-32 Thd	1
	40	606292	(T3xxx09160-) ● Switch, Push, Actuator, 20a	1
	41	600624	(T3xxx00001-) Label, Parking Brake, Symbol [Tnv]	1
	42	1013840	(T3xxx00001-) Bracket, Brake, Frame	1
	43	08716	(T3xxx00001-) Screw, Hex, M6 X 1.0 X 20, Ss	2
	44	1013718	(T3xxx00001-) ● Clamp, Brake, Parking [T3]	1
	45	12323	(T3xxx00001-) Screw, Pan, M4 X 0.7 X 20, Ss	4
	46	07785	(T3xxx00001-) Nut, Hex, Std, M6 X 1.00, A2, Ss	1
	47	1017416	(T3xxx00001-) Screw, Weld, M6 X 1.0 X 25, Thru, Ss	1
	48	41579	(T3xxx00001-) Washer, Flat, #08, Ss	4
	49	33932	(T3xxx00001-) Nut, Hex, Lock, M4 X 0.70, NI, Ss	4
	N/S	1020850	(T3xxx00001-) Harness, Frame, Drive [T3 - Ce]	1

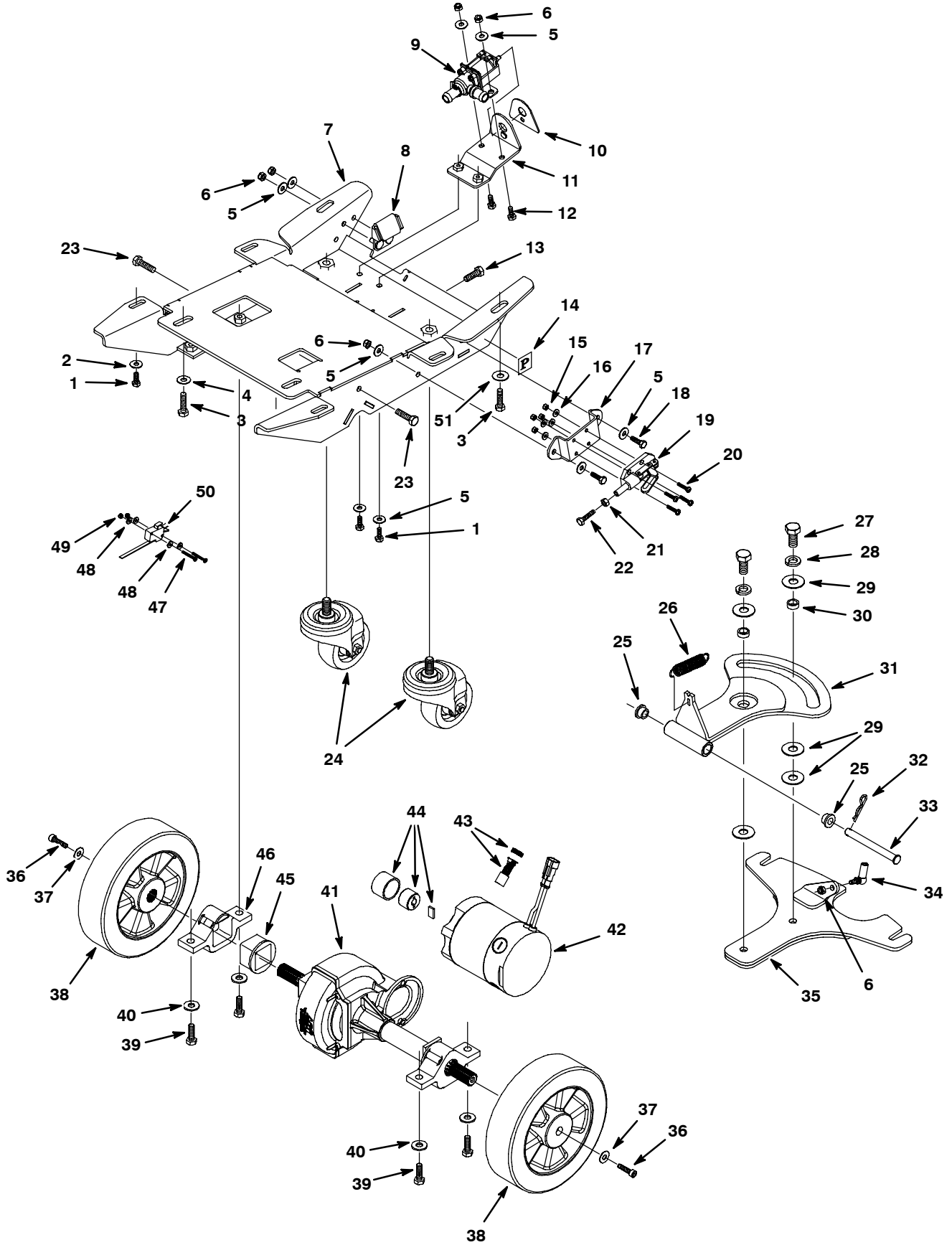
▽ ASSEMBLY

▲ INCLUDED IN ASSEMBLY

● RECOMMENDED STOCK ITEMS

STANDARD PARTS

WHEEL GROUP, DUAL DISK DRIVE MODEL (S/N T3xxx00001-T3xxx09159)



WHEEL GROUP, DUAL DISK DRIVE MODEL (S/N T3xxx00001-T3xxx09159)

Ref.	Part No.	Serial Number	Description	Qty.	
1	11329	(T3xxx00001-T3xxx09159) Screw, Hex, M6 X 1.0 X 16, Ss, NI	6	
2	01684	(T3xxx00001-T3xxx09159) Washer, Flat, 0.27b 0.69d .05, Ss	2	
3	49826	(T3xxx00001-T3xxx09159) Screw, Hex, M8 X 1.25 X 16, Ss, NI	4	
4	01685	(T3xxx00001-T3xxx09159) Washer, Flat, 0.38b 0.88d .08, Ss	2	
5	01684	(T3xxx00001-) Washer, Flat, 0.27b 0.69d .05, Ss	10	
6	08712	(T3xxx00001-) Nut, Hex, Lock, M6 X 1.00, Ss, NI	7	
7	1011258	(T3xxx00001-T3xxx09159) Frame Wldt, Mach [T3]	1	
8	1017618	(T3xxx00001-) Bracket, Locking, Pedal, Foot	1	
9	1016595	(T3xxx00001-)● Valve, .25-20 [Liq Dispensing]	1	
10	1014156	(T3xxx00001-) Label, Opertnl, Lower, Soltn Flow	1	
11	1012108	(T3xxx00001-T3xxx09159) Bracket, Mtg, Valve, Soltn	1	
12	15678	(T3xxx00001-T3xxx09159) Screw, Hex, M6 X 1.0 X 16, Ss	2	
13	1015852	(T3xxx00001-T3xxx09159) Screw, Hex, M8 X 1.25 X 25, Ss, NI, FI	1	
14	600624	(T3xxx00001-) Label, Parking Brake, Symbol [Tnv]	1	
15	33932	(T3xxx00001-) Nut, Hex, Lock, M4 X 0.70, NI, Ss	4	
16	41579	(T3xxx00001-) Washer, Flat, #08, Ss	4	
17	1013840	(T3xxx00001-) Bracket, Brake, Frame	1	
18	08716	(T3xxx00001-) Screw, Hex, M6 X 1.0 X 20, Ss	2	
19	1013718	(T3xxx00001-)● Clamp, Brake, Parking [T3]	1	
20	12323	(T3xxx00001-) Screw, Pan, M4 X 0.7 X 20, Ss	4	
21	07785	(T3xxx00001-) Nut, Hex, Std, M6 X 1.00, A2, Ss	1	
22	1017416	(T3xxx00001-) Screw, Weld, M6 X 1.0 X 25, Thru, Ss	1	
23	09011	(T3xxx00001-T3xxx09159) Screw, Hex, M8 X 1.25 X 30, Ss	2	
24	1019008	(T3xxx00001-)● Caster, Swivel, 80mmd, M12 X 25, Clr PI	2	
25	1013612	(T3xxx00001-T3xxx09159) Bushing, Flng, 10mmb 20mmd 10mml, Brz	2	
26	1014131	(T3xxx00001-T3xxx09159) Spring, Extn, 0.62od 0.06wir 03.0l, PI	1	
27	1033003	(T3xxx00001-T3xxx09159) Screw, Hex, M12X1.75X25, Ss W/lt Patch	2	
28	140024	(T3xxx00001-T3xxx09159) Washer, Lock, Split, 0.50, Ss	2	
29	140045	(T3xxx00001-) Washer, Flat, 0.51b 1.25d .06, Ss	5	
30	1013662	(T3xxx00001-) Bushing, Sleeve, 12mmb 16mmd 7mml, Pm Yel	2	
31	1017614	(T3xxx00001-T3xxx09159) Bracket Wldt, Sqge, Lift, Front	1	
32	44906	(T3xxx00001-) Pin, Cotter, Hair, 0.69d .092 Wir	1	
33	1017635	(T3xxx00001-T3xxx09159) Pin, Clevis, 10mmd X 100mml	1	
34	1017626	(T3xxx00001-T3xxx09159)● Balljoint, M6 X 1.0 Fem, M6 X 1.0 Mal	1	
35	1017615	(T3xxx00001-T3xxx09159) Bracket Wldt, Sqge, Pivot, Rear	1	
36	1015869	(T3xxx00001-T3xxxxxxx) Screw, Soc, M6 X 1.0 X 25, Ss, NI	2	
37	200304017	(T3xxx00001-T3xxxxxxx) Washer, Flat, M6.4b X 13d X 1.6, PI	2	
38	1015079	(T3xxx00001-T3xxxxxxx)● Wheel, Scrbr, 198.00mm [W/ Spline]	2	
39	1016399	(T3xxx00001-T3xxx09159) Screw, Hex, M8 X 1.25 X 30, Ss, NI	4	
40	01685	(T3xxx00001-T3xxx09159) Washer, Flat, 0.38b 0.88d .08, Ss	4	
▽	1014220	(T3xxx00001-T3xxx09159)● Transaxle, Ele, 24vdc, 112rpm	1	
▲	41	1017781	(T3xxx00001-T3xxx09159)● Differential, Transaxle, Replmt	1
▲▽	42	1017773	(T3xxx00001-)● Motor, Transaxle, 24vdc, Replmt	1
▲▲	43	614166	(T3xxx00001-)● Brush Kit, Carbon [Qty 4]	1
▲	44	1017782	(T3xxx00001-)● Coupling Kit, Transaxle, Replmt [11057]	1
▲	45	612880	(T3xxx00001-)● Sleeve, Transaxle, Replmt	2
▲	46	1017768	(T3xxx00001-T3xxx09159)● Support, Transaxle, Replmt	2
	47	33933	(T3xxx00001-T3xxx09159) Screw, Pan, M3 X 0.5 X 25, Ss	2
	48	41578	(T3xxx00001-T3xxx09159) Washer, Flat, #06, Ss	4
	49	579211	(T3xxx00001-T3xxx09159) Nut, Hex, Lock, M3 X 0.50, Ss	2
	50	1011208	(T3xxx00001-T3xxx09159)● Switch, Snap, 10a, .25hp	1
	51	1016331	(T3xxx00001-) Washer, Flat, 0.34b 1.25d .11, Ss	2
	N/S	1020850	(T3xxx00001-) Harness, Frame, Drive [T3 - Ce]	1

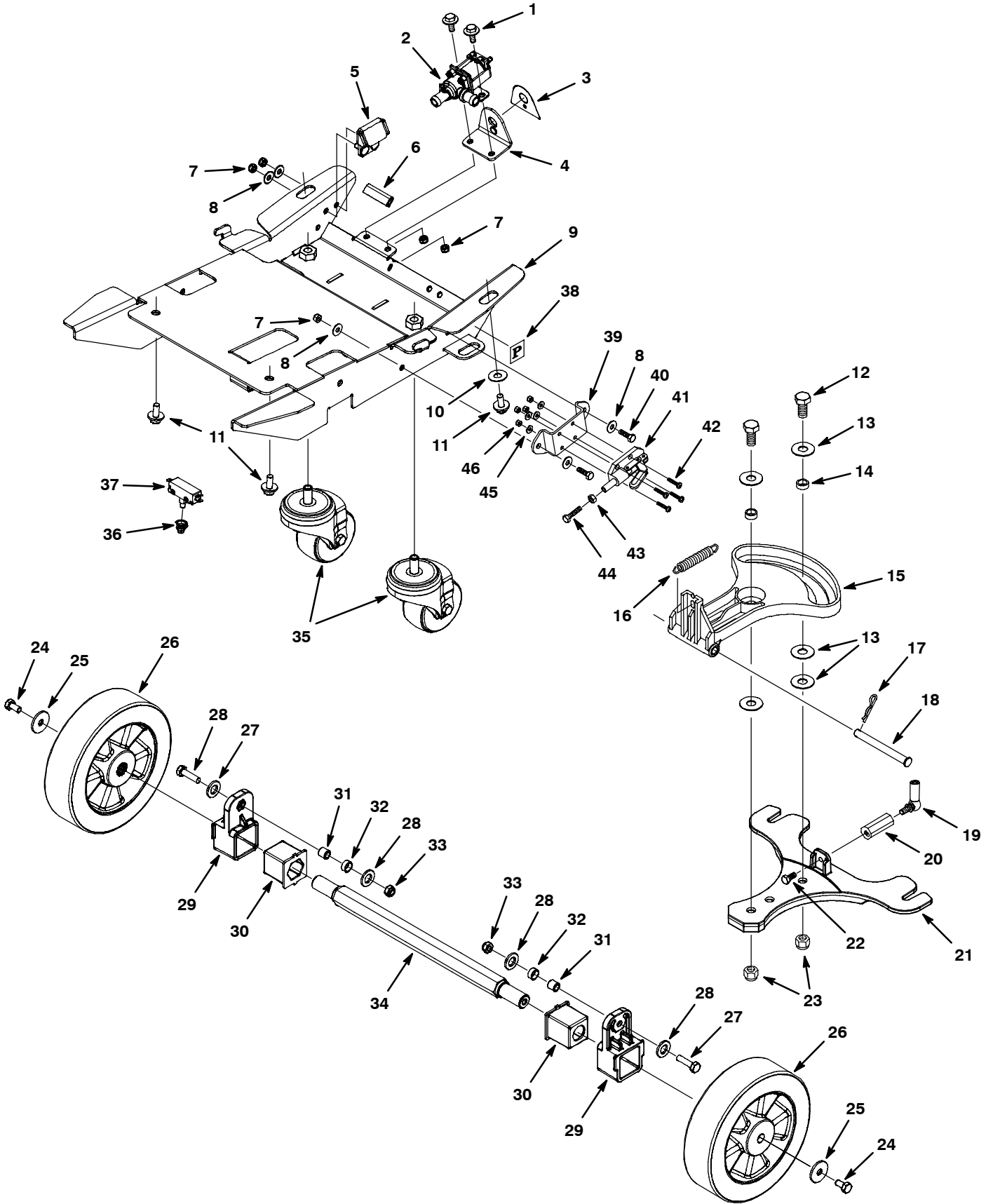
▽ ASSEMBLY

▲ INCLUDED IN ASSEMBLY

● RECOMMENDED STOCK ITEMS

STANDARD PARTS

WHEEL GROUP, SINGLE DISK PUSH MODEL (S/N T3xxx09160-)



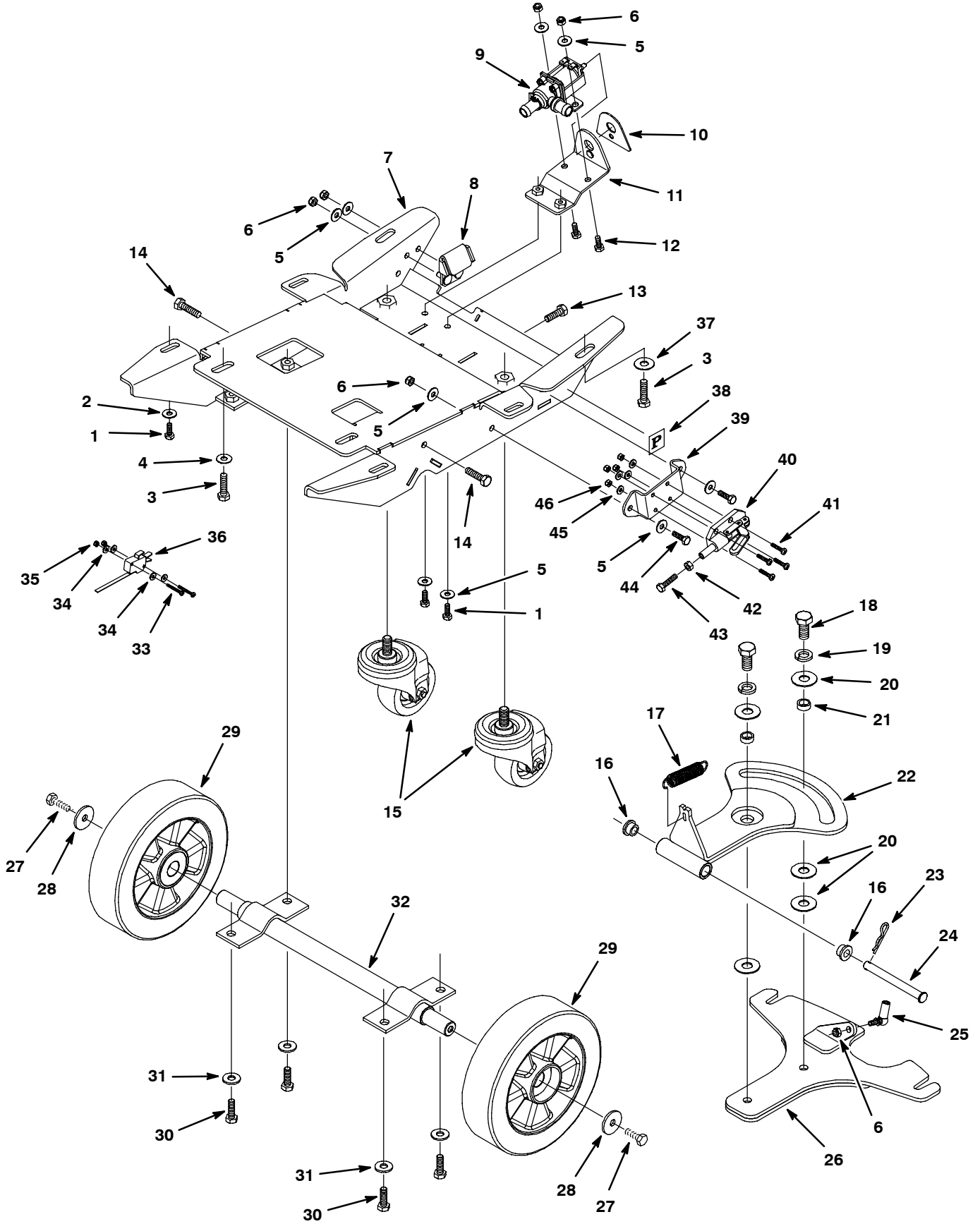
WHEEL GROUP, SINGLE DISK PUSH MODEL (S/N T3xxx09160-)

Ref.	Part No.	Serial Number	Description	Qty.
1	1034731	(T3xxx09160-) Screw, Hex, M6 X 1.00 X 16, Ss, Sems	2
2	1016595	(T3xxx00001-) ● Valve, .25-20 [Liq Dispensing]	1
3	1014156	(T3xxx00001-) Label, Opertnl, Lower, Soltn Flow	1
4	1031714	(T3xxx09160-) Bracket, Mtg, Valve, Soltn [T3]	1
5	1017618	(T3xxx00001-) Bracket, Locking, Pedal, Foot	1
6	1034551	(T3xxx09160-) Trim, Plstc, Edge, .12 X .56 X 1.75	1
7	08712	(T3xxx00001-) Nut, Hex, Lock, M6 X 1.00, Ss, NI	6
8	01684	(T3xxx00001-) Washer, Flat, 0.27b 0.69d .05, Ss	6
9	1023428	(T3xxx09160-) Frame Wldt, Mach, Blk [T3]	2
10	1016331	(T3xxx00001-) Washer, Flat, 0.34b 1.25d .11, Ss	2
11	1020341	(T3xxx09160-) Screw, Hex, M8 X 1.25 X 20, Ss, Sems Sq	4
12	12309	(T3xxx09160-) Screw, Hex, M12 X 1.75 X 30, Ss	2
13	140045	(T3xxx00001-) Washer, Flat, 0.51b 1.25d .06, Ss	5
14	1013662	(T3xxx00001-) Bushing, Sleeve, 12mmb 16mmd 7mml, Pm Yel	2
15	1023389	(T3xxx09160-) Bracket, Sqge, Lift, Mold Blk, Nyl [T3]	1
16	1008721	(T3xxx09160-) Spring, Extn, 0.75od 0.09wir 03.5l	1
17	44906	(T3xxx00001-) Pin, Cotter, Hair, 0.69d .092 Wir	1
18	1017635	(T3xxx00001-) Pin, Clevis, 10mmd X 100mml	1
19	1012747	(T3xxx09160-) ● Balljoint, M06 X 1.0 Fem, M06 X 1.0 Mal	1
20	1002078	(T3xxx09160-) Spacer, .50x X 1.25l, M6 Thread	1
21	1026265	(T3xxx09160-) Bracket, Mtg, Sqge, [T3] Cast, Alm	1
22	11329	(T3xxx09160-) Screw, Hex, M6 X 1.0 X 16, Ss, NI	1
23	09741	(T3xxx09160-) Nut, Hex, Lock, M12 X 1.75, NI, Ss	2
24	49826	(T3xxx00001-) Screw, Hex, M8 X 1.25 X 16, Ss, NI	2
25	1016331	(T3xxx00001-) Washer, Flat, 0.34b 1.25d .11, Ss	2
26	1013248	(T3xxx00001-) ● Wheel, Scrbr, 198.00mm, W/ Brg	2
27	09011	(T3xxx09160-) Screw, Hex, M8 X 1.25 X 30, Ss	2
28	1013936	(T3xxx09160-) Washer, Flat, 0.51b 0.94d .10, Nyl	4
29	1028292	(T3xxx09160-) Adapter, Mtg, Axle, Alm [T3]	2
30	1028381	(T3xxx09160-) Grommet, Axle [Tpu, T3 Push]	2
31	222460	(T3xxx09160-) Sleeve, P/M, 0.31b 0.50d 0.5l [430ss]	2
32	630188	(T3xxx09160-) ● Bearing, Journal, .50id X .25l	2
33	08713	(T3xxx09160-) Nut, Hex, Lock, M8 X 1.25, NI, Ss	2
34	1028382	(T3xxx09160-) ● Axle, Wheel, Hex, Clr Zn [T3 Push]	1
35	1019008	(T3xxx00001-) ● Caster, Swivel, 80mmd, M12 X 25, Clr Pl	2
36	1035711	(T3xxx09160-) ● Boot, Switch, Hex Nut, .38-32 Thd	1
37	606292	(T3xxx09160-) ● Switch, Push, Actuator, 20a	1
38	600624	(T3xxx00001-) Label, Parking Brake, Symbol [Tnv]	1
39	1013840	(T3xxx00001-) Bracket, Brake, Frame	1
40	08716	(T3xxx00001-) Screw, Hex, M6 X 1.0 X 20, Ss	2
41	1013718	(T3xxx00001-) ● Clamp, Brake, Parking [T3]	1
42	12323	(T3xxx00001-) Screw, Pan, M4 X 0.7 X 20, Ss	4
43	07785	(T3xxx00001-) Nut, Hex, Std, M6 X 1.00, A2, Ss	1
44	1017416	(T3xxx00001-) Screw, Weld, M6 X 1.0 X 25, Thru, Ss	1
45	41579	(T3xxx00001-) Washer, Flat, #08, Ss	4
46	33932	(T3xxx00001-) Nut, Hex, Lock, M4 X 0.70, NI, Ss	4

● RECOMMENDED STOCK ITEMS

STANDARD PARTS

WHEEL GROUP, SINGLE DISK PUSH MODEL (S/N T3xxx00001-T3xxx09159)

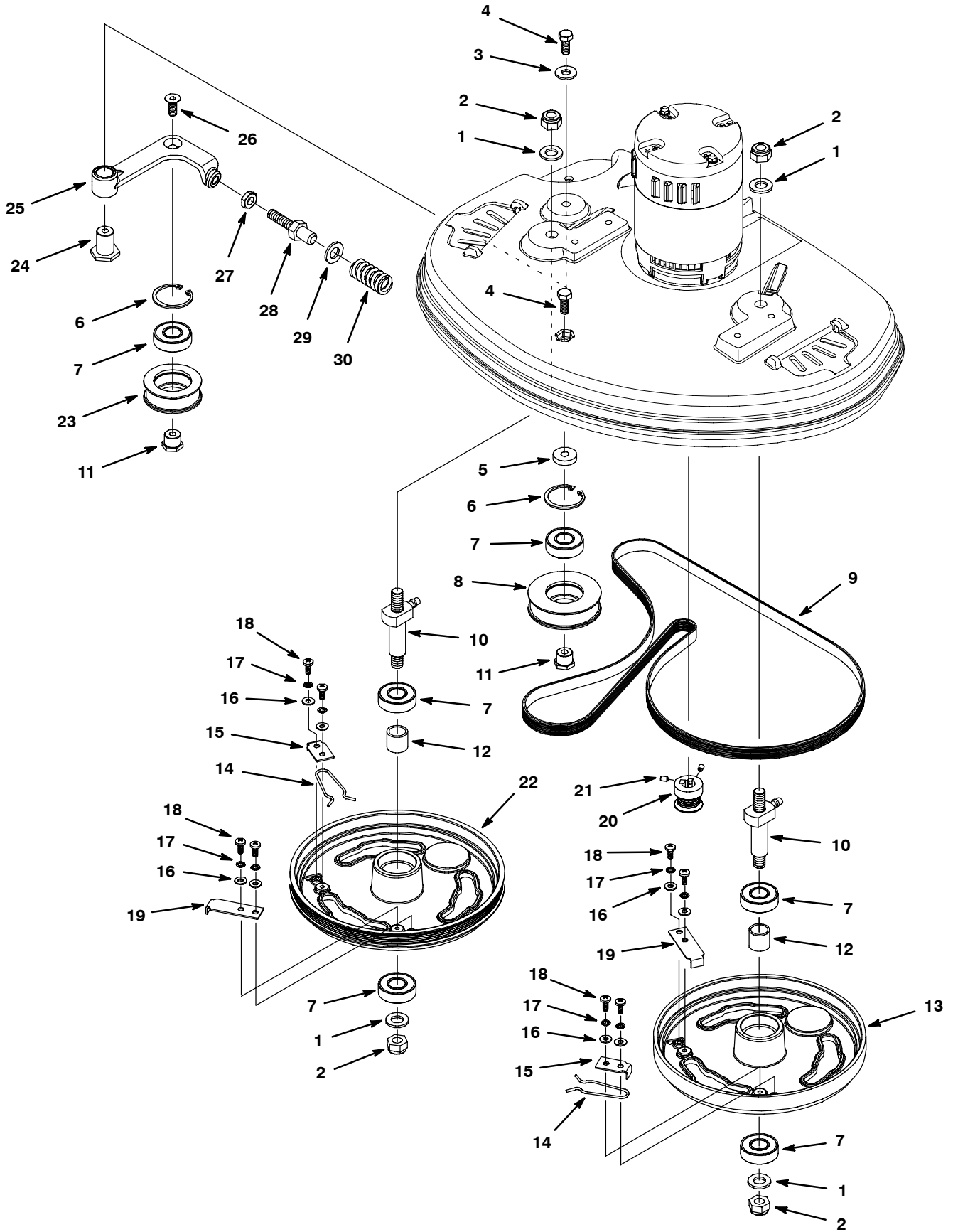


WHEEL GROUP, SINGLE DISK PUSH MODEL (S/N T3xxx00001-T3xxx09159)

Ref.	Part No.	Serial Number	Description	Qty.
1	11329	(T3xxx00001-T3xxx09159) Screw, Hex, M6 X 1.0 X 16, Ss, NI	6
2	01684	(T3xxx00001-T3xxx09159) Washer, Flat, 0.27b 0.69d .05, Ss	4
3	49826	(T3xxx00001-T3xxx09159) Screw, Hex, M8 X 1.25 X 16, Ss, NI	4
4	01685	(T3xxx00001-T3xxx09159) Washer, Flat, 0.38b 0.88d .08, Ss	2
5	01684	(T3xxx00001-) Washer, Flat, 0.27b 0.69d .05, Ss	10
6	08712	(T3xxx00001-) Nut, Hex, Lock, M6 X 1.00, Ss, NI	7
7	1011258	(T3xxx00001-T3xxx09159) Frame Wldt, Mach [T3]	1
8	1017618	(T3xxx00001-) Bracket, Locking, Pedal, Foot	1
9	1016595	(T3xxx00001-) ● Valve, .25-20 [Liq Dispensing]	1
10	1014156	(T3xxx00001-) Label, Opertnl, Lower, Soltn Flow	1
11	1012108	(T3xxx00001-T3xxx09159) Bracket, Mtg, Valve, Soltn	1
12	15678	(T3xxx00001-T3xxx09159) Screw, Hex, M6 X 1.0 X 16, Ss	2
13	1015852	(T3xxx00001-T3xxx09159) Screw, Hex, M8 X 1.25 X 25, Ss, NI, FI	1
14	09011	(T3xxx00001-T3xxx09159) Screw, Hex, M8 X 1.25 X 30, Ss	2
15	1019008	(T3xxx00001-) ● Caster, Swivel, 80mmd, M12 X 25, Clr PI	2
16	1013612	(T3xxx00001-T3xxx09159) Bushing, Flng, 10mmb 20mmd 10mml, Brz	2
17	1014131	(T3xxx00001-T3xxx09159) Spring, Extn, 0.62od 0.06wir 03.0l, PI	1
18	1033003	(T3xxx00001-T3xxx09159) Screw, Hex, M12X1.75X25, Ss W/lt Patch	2
19	140024	(T3xxx00001-T3xxx09159) Washer, Lock, Split, 0.50, Ss	2
20	140045	(T3xxx00001-) Washer, Flat, 0.51b 1.25d .06, Ss	5
21	1013662	(T3xxx00001-) Bushing, Sleeve, 12mmb 16mmd 7mml, Pm Yel	2
22	1017614	(T3xxx00001-T3xxx09159) Bracket Wldt, Sqge, Lift, Front	1
23	44906	(T3xxx00001-) Pin, Cotter, Hair, 0.69d .092 Wir	1
24	1017635	(T3xxx00001-T3xxx09159) Pin, Clevis, 10mmd X 100mml	1
25	1017626	(T3xxx00001-T3xxx09159) ● Balljoint, M6 X 1.0 Fem, M6 X 1.0 Mal	1
26	1017615	(T3xxx00001-T3xxx09159) Bracket Wldt, Sqge, Pivot, Rear	1
27	49826	(T3xxx00001-) Screw, Hex, M8 X 1.25 X 16, Ss, NI	2
28	1016331	(T3xxx00001-) Washer, Flat, 0.34b 1.25d .11, Ss	2
29	1013248	(T3xxx00001-) ● Wheel, Scrbr, 198.00mm, W/ Brg	2
30	12273	(T3xxx00001-T3xxx09159) Screw, Hex, M8 X 1.25 X 20, Ss, NI	4
31	01685	(T3xxx00001-T3xxx09159) Washer, Flat, 0.38b 0.88d .08, Ss	4
32	1013219	(T3xxx00001-T3xxx09159) ● Axle Wldt, Wheel, Blk [T3]	1
33	33933	(T3xxx00001-T3xxx09159) Screw, Pan, M3 X 0.50 X 25	2
34	41578	(T3xxx00001-T3xxx09159) Washer, Flat, #06, Ss	4
35	579211	(T3xxx00001-T3xxx09159) Nut, Hex, Lock, M3 X 0.50, Ss	2
36	1011208	(T3xxx00001-T3xxx09159) ● Switch, Snap, 10a, .25hp	1
37	1016331	(T3xxx00001-) Washer, Flat, 0.34b 1.25d .11, Ss	2
38	600624	(T3xxx00001-) Label, Parking Brake, Symbol [Tnv]	1
39	1013840	(T3xxx00001-) Bracket, Brake, Frame	1
40	1013718	(T3xxx00001-) ● Clamp, Brake, Parking [T3]	1
41	12323	(T3xxx00001-) Screw, Pan, M4 X 0.7 X 20, Ss	4
42	07785	(T3xxx00001-) Nut, Hex, Std, M6 X 1.00, A2, Ss	1
43	1017416	(T3xxx00001-) Screw, Weld, M6 X 1.0 X 25, Thru, Ss	1
44	08716	(T3xxx00001-) Screw, Hex, M6 X 1.0 X 20, Ss	2
45	41579	(T3xxx00001-) Washer, Flat, #08, Ss	4
46	33932	(T3xxx00001-) Nut, Hex, Lock, M4 X 0.70, NI, Ss	4

● RECOMMENDED STOCK ITEMS

SCRUB HEAD GROUP, DUAL DISK 50 cm

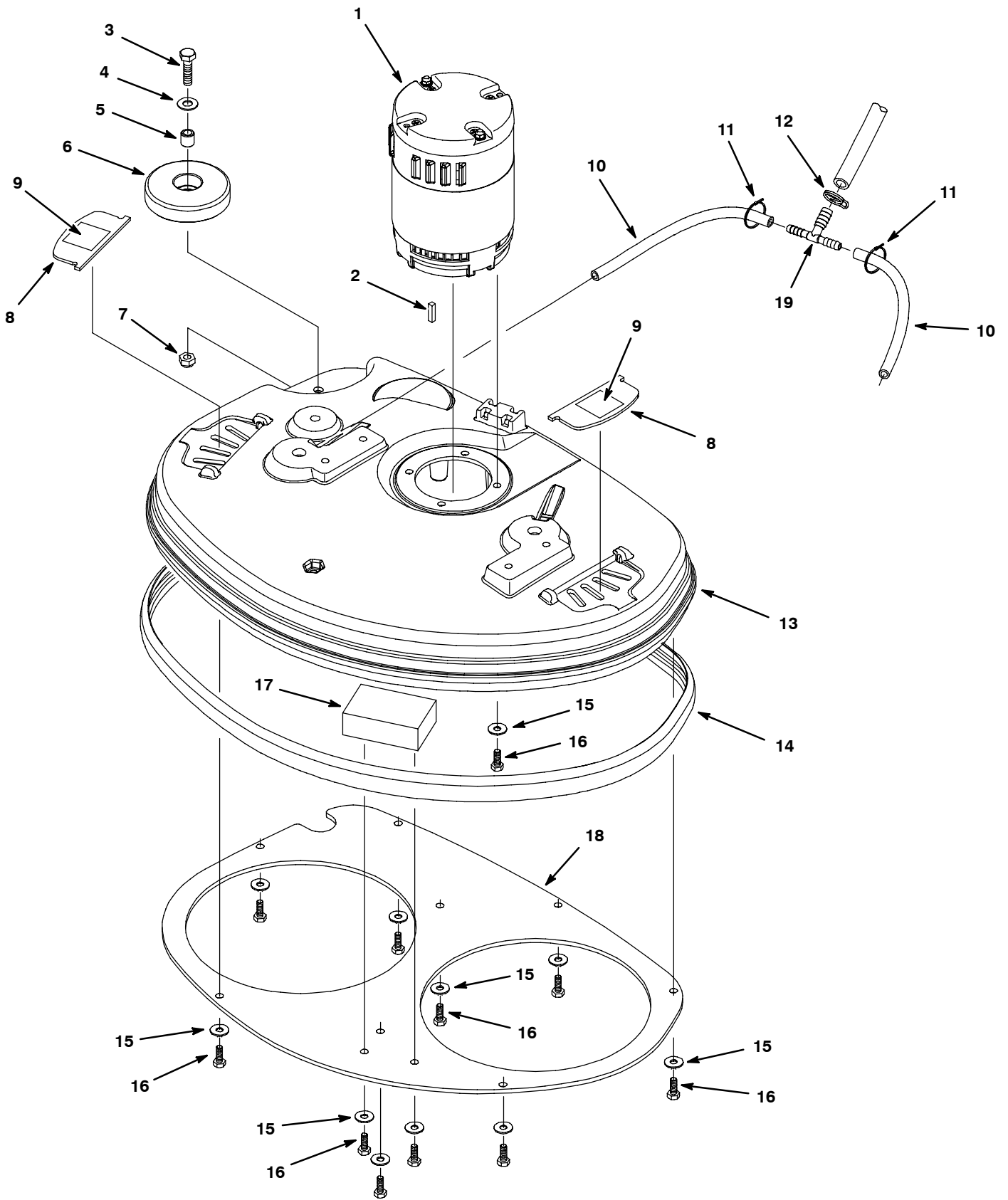


SCRUB HEAD GROUP, DUAL DISK 50 cm

Ref.	Part No.	Serial Number	Description	Qty.
1	33925	(T3xxx00001-) Washer, Flat, M12, Ss	4
2	09741	(T3xxx00001-) Nut, Hex, Lock, M12 X 1.75, NI, Ss	4
3	01685	(T3xxx00001-) Washer, Flat, 0.38b 0.88d .08, Ss	1
4	12273	(T3xxx00001-) Screw, Hex, M8 X 1.25 X 20, Ss, NI	2
5	1011137	(T3xxx00001-) Tube, Rnd, 0.33id 0.98od 00.2l, Stl, PI	1
6	1013884	(T3xxx00001-) Ring, Retaining, Int, 40mm, Ss	2
7	140123	(T3xxx00001-)● Bearing, Ball [1 Pc=1bearing]	6
8	1013476	(T3xxx00001-) Pulley, Idler, Lrg	1
9	1010986	(T3xxx00001-)● Belt, V, Micro, 1550l [J6, Tt]	1
10	1015958	(T3xxx00001-)● Shaft Wldt, Mtg, Pulley	2
11	1011008	(T3xxx00001-) Spacer, Brg, Idler	2
12	1011041	(T3xxx00001-) Tube, Rnd, 0.69id 0.87od 00.8l, Stl, PI	2
13	1010841	(T3xxx00001-)● Pulley, Flat	1
14	1013188	(T3xxx00001-)● Clip, Spring, Drive Plate [T3], Clr Zn	2
15	1011201	(T3xxx00001-)● Plate, Clamp, Brush	2
16	01683	(T3xxx00001-) Washer, Flat, 0.22b 0.50d .05, Ss [#10]	8
17	07514	(T3xxx00001-) Washer, Lock, Int, #10, Ss	8
18	09200	(T3xxx00001-) Screw, Pan, M5 X 0.8 X 12, Ss	8
19	1013592	(T3xxx00001-) Stop, Driver, Release	2
20	1010826	(T3xxx00001-)● Sheave, 06grv, 0.96pd 0.55b, Ss [J6]	1
21	1013995	(T3xxx00001-) Screw, Set, M5 X 0.80 X 8, Ss [Cuppt]	2
22	1010834	(T3xxx00001-)● Pulley, 6grv	1
23	1010902	(T3xxx00001-) Pulley, Idler, Belt, 55d X 15w, Stl, PI	1
24	1011026	(T3xxx00001-) Shaft, Mtg, Idler	1
25	1022523	(T3xxx00001-) Plate, Idler, 50cm Dual Disk, Mach [T3]	1
26	79246	(T3xxx00001-) Screw, Flt, M8 X 1.25 X 20, Ss 18-8	1
27	32716	(T3xxx00001-) Nut, Hex, Jam, M10 X 1.5, Ss	1
28	1011073	(T3xxx00001-) Shaft, Spring, Tens	1
29	1013936	(T3xxx00001-) Washer, Flat, 0.51b 0.94d .10, Nyl	1
30	1011068	(T3xxx00001-) Spring, Cmpr, 0.90od .14wir 01.8l	1

● RECOMMENDED STOCK ITEMS

SCRUB HEAD GROUP, DUAL DISK 50 cm - CONT'D



SCRUB HEAD GROUP, DUAL DISK 50 cm - CONT'D

Ref.	Part No.	Serial Number	Description	Qty.
▽	1	1010811	(T3xxx00001 - T3xxx09929) ● Motor, Ele, 24vdc 2600rpm 0.34hp 12.0a	1
▲	1	1017240	(T3xxx00001 - T3xxx09929) ● Brush, Replmt [Carbon]	4
	2	1014328	(T3xxx00001 -) ● Key, Sq, 05mm X 05mm, 25mml	1
	3	09011	(T3xxx00001 -) Screw, Hex, M8 X 1.25 X 30, Ss	1
	4	140027	(T3xxx00001 -) Washer, Flat, 0.35b 0.75d .04, Ss	1
	5	222460	(T3xxx00001 -) Sleeve, P/M, 0.31b 0.50d 0.5l [430ss]	1
	6	1010560	(T3xxx00001 -) ● Wheel, Bmpr, 80d X 25w, Non-Marking	1
	7	08713	(T3xxx00001 -) Nut, Hex, Lock, M8 X 1.25, NI, Ss	1
	8	1013565	(T3xxx00001 -) ● Cover, Pulley [Viewing]	2
	9	578769	(T3xxx00001 -) Label, Moving Parts	2
	10	C460126	(T3xxx00001 -) Hose, Pvc, Clr, 0.25id 0.38od, Bulk	1.5ft
	11	130040	(T3xxx00001 -) Tie, Cable, Nyl, 06.0l .12w	2
	12	607775	(T3xxx00001 -) Clamp, Hose, Wir, .63 - .66, Blk	1
	13	1010970	(T3xxx00001 -) Housing, Head, 50cm, Dual Disk	1
	14	1010966	(T3xxx00001 -) ● Bumper, Head, Dual Disk	1
	15	01684	(T3xxx00001 -) Washer, Flat, 0.27b 0.69d .05, Ss	14
	16	11329	(T3xxx00001 -) Screw, Hex, M6 X 1.0 X 16, Ss, NI	14
	17	1013858	(T3xxx00001 -) Weight, Head, Dual Disk	1
	18	1010953	(T3xxx00001 -) Cover, Belt, Disk, Dual	1
	19	1015639	(T3xxx00001 -) Fitting, Plstc, Tee, Spcl	1

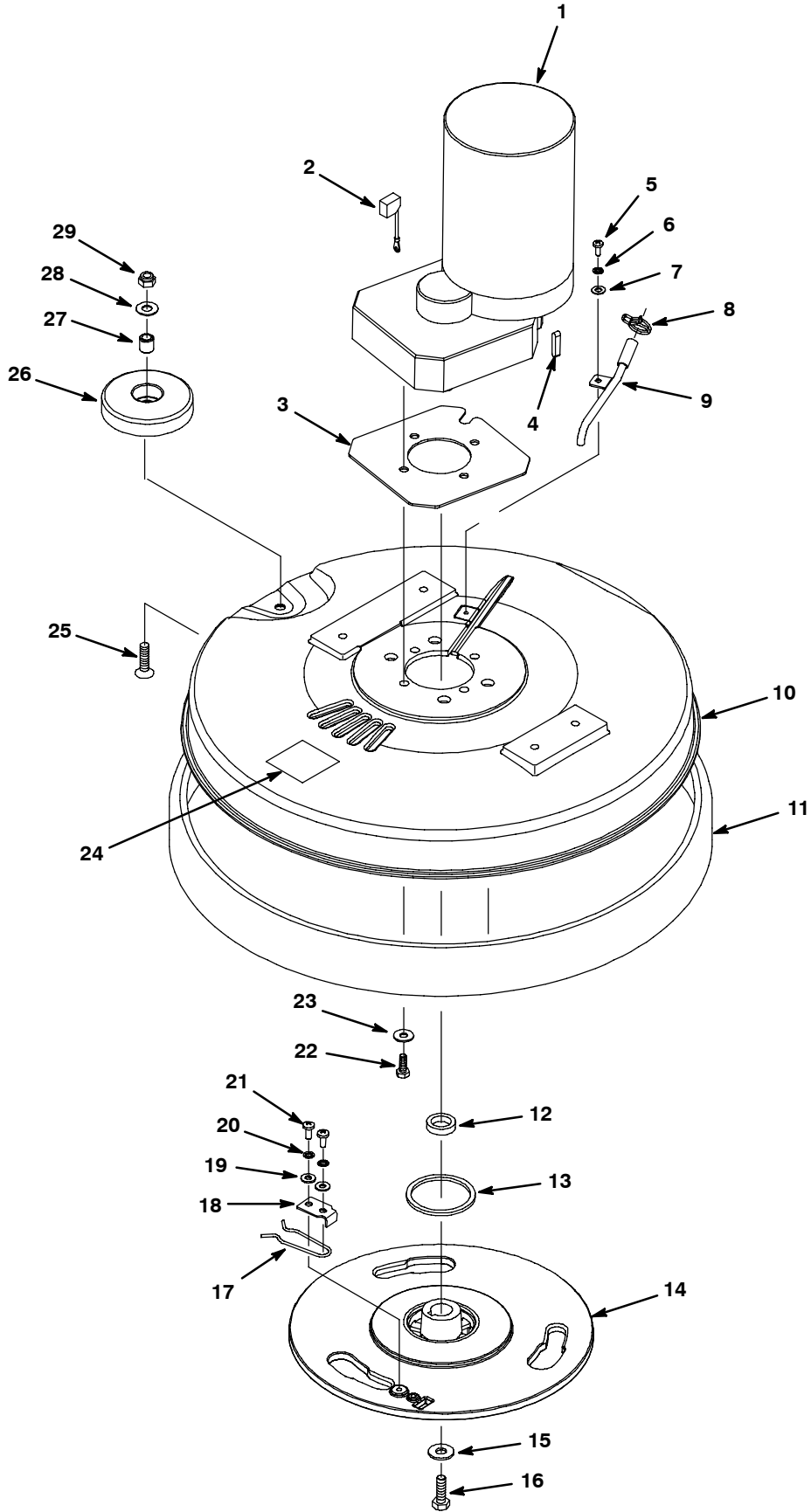
▽ ASSEMBLY

▲ INCLUDED IN ASSEMBLY

● RECOMMENDED STOCK ITEMS

- 1 1036680 Motor, Ele, 224vdc 2600rpm 0.34hp 12.0a (T3xxx09930 -) 1
- 1 1037115 Brush, Replmt [Carbon] (T3xxx09930 -) 4

SCRUB HEAD GROUP, SINGLE DISK 43 cm



SCRUB HEAD GROUP, SINGLE DISK 43 cm

Ref.	Part No.	Serial Number	Description	Qty.
▽	1	1023071	(T3xxx04135-) ● Motor, Ele, 24vdc 0220rpm 0.75hp 28.0a	1
▲	2	1028585	(T3xxx04135-) ● Brush, Carbon, Motor, Replmt [T3, 43cm] (4/Pk For Motor #1023071)	4
▽	1	9001845	(T3xxx00001-T3xxx04134) ● Motor Kit [Added Propel, T3 - 43cm Push]	1
▲	2	1017240	(T3xxx00001-T3xxx04134) ● Brush, Replmt [Carbon] (4/Pk For Motor #9001845)	1
	3	1014824	(T3xxx00001-) Spacer, Motor, 2mm Th, Ss [T3]	1
	4	1014328	(T3xxx00001-) ● Key, Sq, 05mm X 05mm, 25mml	1
	5	1020234	(T3xxx00001-) Screw, Hex, M4 X 0.7 X 10, Ss	1
	6	02938	(T3xxx00001-) Washer, Lock, Int, #08, Ss	1
	7	1009168	(T3xxx00001-) Washer, Flat, 0.17b 0.75d .04, Ss	1
	8	607775	(T3xxx00001-) Clamp, Hose, Wir, .63 - .66, Blk	1
	9	1016155	(T3xxx00001-) Tube Wldt, Supply, Water	1
	10	1011305	(T3xxx00001-) Housing, Head, 43cm, Mach Alm Casting	1
	11	1011368	(T3xxx00001-) ● Bumper, Head, 43cm, W/ Bristle Skirt	1
	12	1012587	(T3xxx00001-) Spacer, 17.3mmb 25.0mmd 6.0mml, Ss	1
	13	1016426	(T3xxx00001-) Ring, Water, Containment	1
	14	1015875	(T3xxx00001-) Driver, Pad, 3-Lug, Alm, 17.0b [T3]	1
	15	1017218	(T3xxx00001-) Washer, Flat, 0.32b 1.00d .12, Ss	1
	16	12333	(T3xxx00001-) Screw, Hex, M8 X 1.25 X 25, Ss, NI	1
	17	1013188	(T3xxx00001-) ● Clip, Spring, Drive Plate [T3], Clr Zn	1
	18	1011201	(T3xxx00001-) ● Plate, Clamp, Brush	1
	19	01683	(T3xxx00001-) Washer, Flat, 0.22b 0.50d .05, Ss [#10]	2
	20	07514	(T3xxx00001-) Washer, Lock, Int, #10, Ss	2
	21	09200	(T3xxx00001-) Screw, Pan, M5 X 0.8 X 12, Ss	2
	22	11329	(T3xxx00001-) Screw, Hex, M6 X 1.0 X 16, Ss, NI	4
	23	01684	(T3xxx00001-) Washer, Flat, 0.27b 0.69d .05, Ss	4
	24	578769	(T3xxx00001-) Label, Moving Parts	1
	25	79506	(T3xxx00001-) Screw, Fit, M8 X 1.25 X 30, Ss	1
	26	1010560	(T3xxx00001-) ● Wheel, Bmpr, 80d X 25w, Non-Marking	1
	27	222460	(T3xxx00001-) Sleeve, P/M, 0.31b 0.50d 0.5l [430ss]	1
	28	140027	(T3xxx00001-) Washer, Flat, 0.35b 0.75d .04, Ss	1
	29	08713	(T3xxx00001-) Nut, Hex, Lock, M8 X 1.25, NI, Ss	1

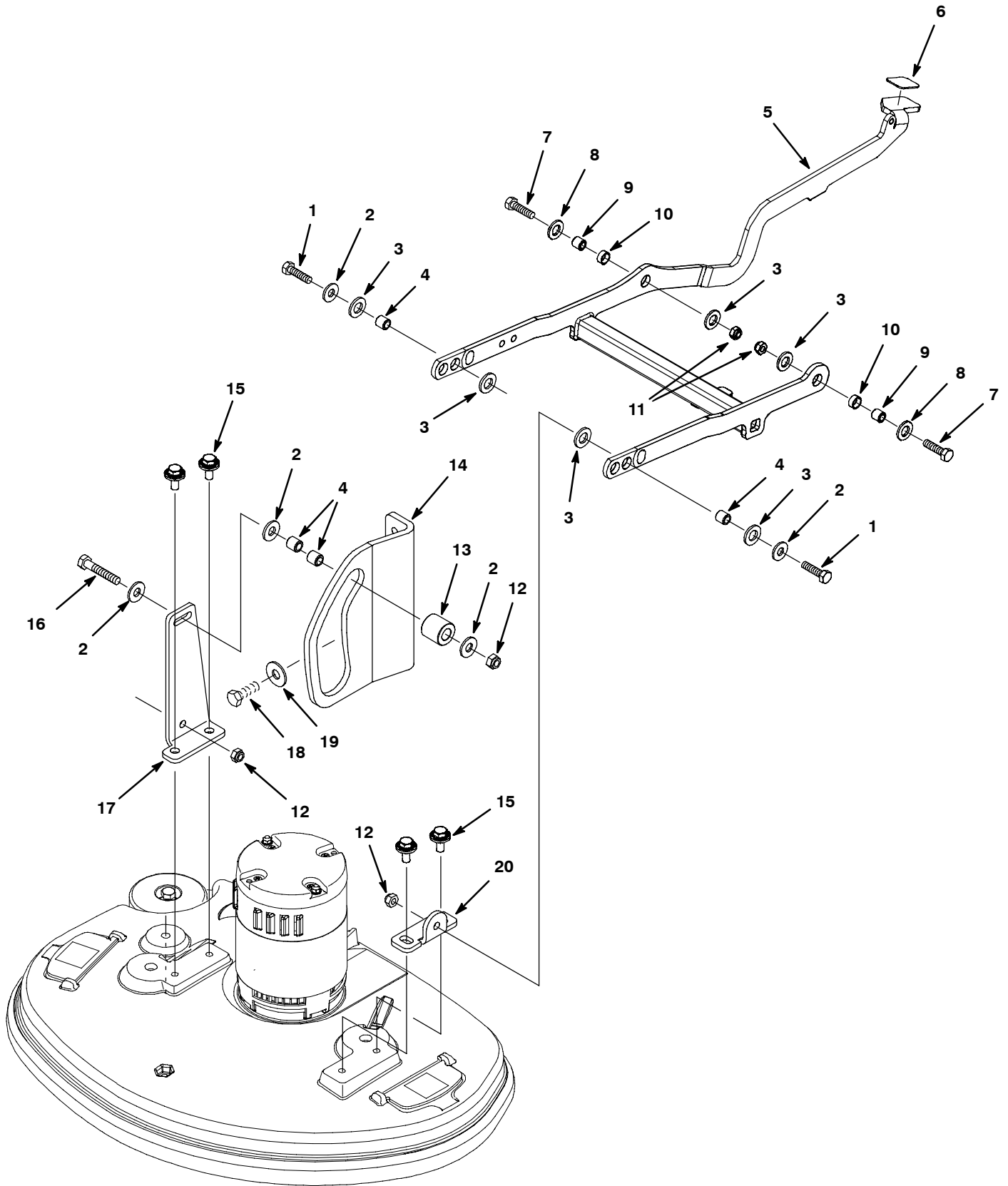
▽ ASSEMBLY

▲ INCLUDED IN ASSEMBLY

● RECOMMENDED STOCK ITEMS

STANDARD PARTS

SCRUB HEAD LIFT GROUP, DUAL DISK (S/N T3xxx09160-)



SCRUB HEAD LIFT GROUP, DUAL DISK (S/N T3xxx09160-)

Ref.	Part No.	Serial Number	Description	Qty.	
1	09011	(T3xxx00001-) Screw, Hex, M8 X 1.25 X 30, Ss	2	
2	01685	(T3xxx00001-) Washer, Flat, 0.38b 0.88d .08, Ss	5	
3	1013936	(T3xxx00001-) Washer, Flat, 0.51b 0.94d .10, Nyl	4	
4	222460	(T3xxx00001-) Sleeve, P/M, 0.31b 0.50d 0.5l	4	
▽	5	1037310	(T3xxx09160-) Lift Assy, Head, Dual Disk, Aftmkt [T3]	1
▲	6	1014283	(T3xxx00001-)● Pad, Adh, 28mm X 36mm, Blk [Non-Slip]	1
▲	7	09011	(T3xxx00001-) Screw, Hex, M8 X 1.25 X 30, Ss	2
▲	8	1013936	(T3xxx00001-) Washer, Flat, 0.51b 0.94d .10, Nyl	4
▲	9	222460	(T3xxx00001-) Sleeve, P/M, 0.31b 0.50d 0.5l [430ss]	2
▲	10	630188	(T3xxx00001-) Bearing, Journal, .50id X .25l	2
▲	11	08713	(T3xxx00001-) Nut, Hex, Lock, M8 X 1.25, NI, Ss	2
	12	08713	(T3xxx00001-) Nut, Hex, Lock, M8 X 1.25, NI, Ss	3
	13	1014020	(T3xxx00001-)● Roller, Lift, Dual Disk Head	1
	14	1011462	(T3xxx00001-) Bracket, Guide, Head	1
	15	1020341	(T3xxx09160-) Screw, Hex, M8 X 1.25 X 20, Ss, Sems Sq	4
	16	222505	(T3xxx00001-) Screw, Hex, M8 X 1.25 X 45, Ss	1
	17	1011432	(T3xxx00001-) Bracket, Mtg, Head, Rh	1
	18	11329	(T3xxx00001-) Screw, Hex, M6 X 1.0 X 16, Ss, NI	2
	19	01684	(T3xxx00001-) Washer, Flat, 0.27b 0.69d .05, Ss	2
	20	1011417	(T3xxx00001-) Bracket, Mtg, Head	1

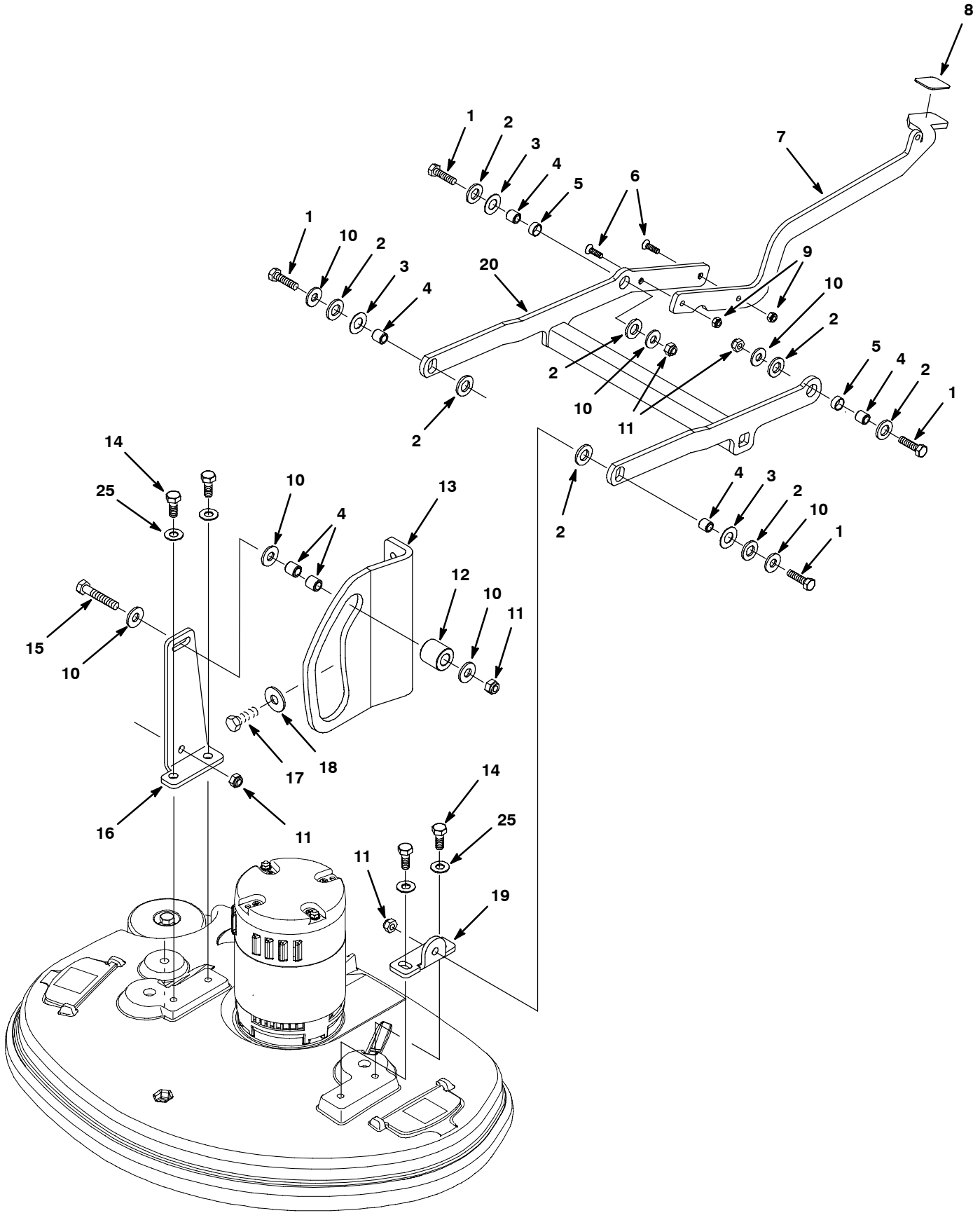
▽ ASSEMBLY

▲ INCLUDED IN ASSEMBLY

● RECOMMENDED STOCK ITEMS

STANDARD PARTS

SCRUB HEAD LIFT GROUP, DUAL DISK (S/N T3xxx00001-T3xxx09159)



SCRUB HEAD LIFT GROUP, DUAL DISK (S/N T3xxx00001-T3xxx09159)

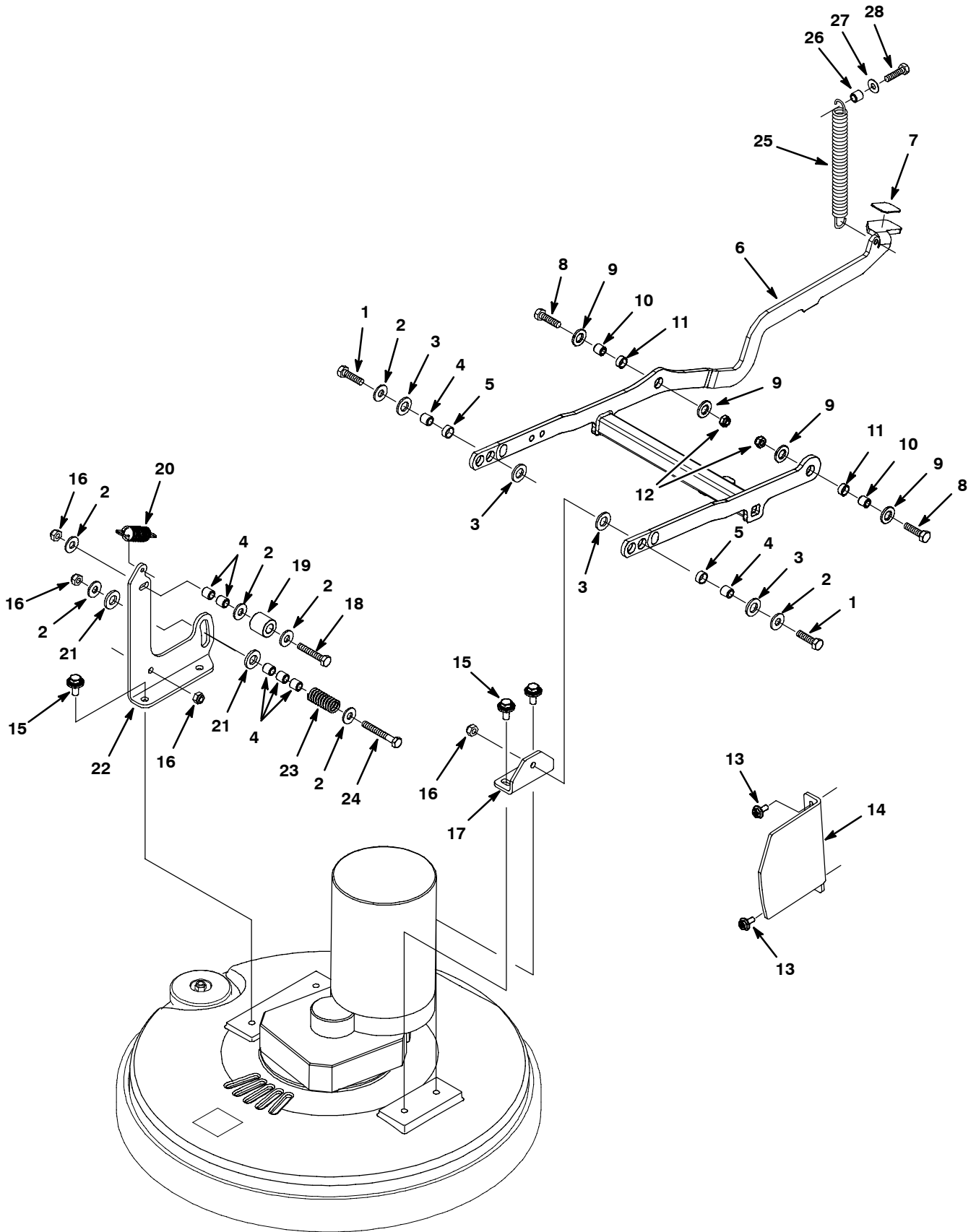
Ref.	Part No.	Serial Number	Description	Qty.
1	09011	(T3xxx00001-) Screw, Hex, M8 X 1.25 X 30, Ss	4
2	1013936	(T3xxx00001-) Washer, Flat, 0.51b 0.94d .10, Nyl	8
3	20536-2	(T3xxx00001-T3xxx09159) Washer, Flat, 0.47b 1.19d .03, Nyl	3
4	222460	(T3xxx00001-) Sleeve, P/M, 0.31b 0.50d 0.5l [430ss]	6
5	630188	(T3xxx00001-) Bearing, Journal, .50id X .25l	2
6	1016421	(T3xxx00001-T3xxx09159) Screw, Flt, M6 X 1.0 X 20, Ss	2
7	1017610	(T3xxx00001-T3xxx09159) Pedal, Foot, Lift, Head [T3]	1
8	1014283	(T3xxx00001-)● Pad, Adh, 28mm X 36mm, Blk [Non-Slip]	1
9	08712	(T3xxx00001-T3xxx09159) Nut, Hex, Lock, M6 X 1.00, Ss, NI	2
10	01685	(T3xxx00001-) Washer, Flat, 0.38b 0.88d .08, Ss	7
11	08713	(T3xxx00001-) Nut, Hex, Lock, M8 X 1.25, NI, Ss	5
12	1014020	(T3xxx00001-)● Roller, Lift, Dual Disk Head	1
13	1011462	(T3xxx00001-) Bracket, Guide, Head	1
14	12273	(T3xxx00001-T3xxx09159) Screw, Hex, M8 X 1.25 X 20, Ss, NI	4
15	222505	(T3xxx00001-) Screw, Hex, M8 X 1.25 X 45, Ss	1
16	1011432	(T3xxx00001-) Bracket, Mtg, Head, Rh	1
17	11329	(T3xxx00001-) Screw, Hex, M6 X 1.0 X 16, Ss, NI	2
18	01684	(T3xxx00001-) Washer, Flat, 0.27b 0.69d .05, Ss	2
19	1011417	(T3xxx00001-) Bracket, Mtg, Head	1
20	1011433	(T3xxx00001-T3xxx09159) Lift Wldt, Head, Sgl Disk [T3]	1

● RECOMMENDED STOCK ITEMS

STANDARD PARTS

SCRUB HEAD LIFT GROUP, SINGLE DISK (S/N T3xxx09160-

)



SCRUB HEAD LIFT GROUP, SINGLE DISK (S/N T3xxx09160-)

Ref.	Part No.	Serial Number	Description	Qty.	
1	09011	(T3xxx00001-) Screw, Hex, M8 X 1.25 X 30, Ss	2	
2	01685	(T3xxx00001-) Washer, Flat, 0.38b 0.88d .08, Ss	7	
3	1013936	(T3xxx00001-) Washer, Flat, 0.51b 0.94d .10, Nyl	4	
4	222460	(T3xxx00001-) Sleeve, P/M, 0.31b 0.50d 0.5l [430ss]	7	
5	630188	(T3xxx00001-) Bearing, Journal, .50id X .25l	2	
▽	6	1037297	(T3xxx09160-) Lift Assy, Head, Sngl Disk, Aftmkt [T3]	1
▲	7	1014283	(T3xxx00001-)● Pad, Adh, 28mm X 36mm, Blk [Non-Slip]	1
▲	8	09011	(T3xxx00001-) Screw, Hex, M8 X 1.25 X 30, Ss	2
▲	9	1013936	(T3xxx00001-) Washer, Flat, 0.51b 0.94d .10, Nyl	4
▲	10	222460	(T3xxx00001-) Sleeve, P/M, 0.31b 0.50d 0.5l [430ss]	2
▲	11	630188	(T3xxx00001-) Bearing, Journal, .50id X .25l	2
▲	12	08713	(T3xxx00001-) Nut, Hex, Lock, M8 X 1.25, NI, Ss	2
	13	1034731	(T3xxx09160-) Screw, Hex, M6 X 1.00 X 16, Ss, Sems	2
	14	1019572	(T3xxx00001-) Bracket, Guide, Head, [T3-50cm]	1
	15	1020341	(T3xxx09160-) Screw, Hex, M8 X 1.25 X 20, Ss, Sems Sq	4
	16	08713	(T3xxx00001-) Nut, Hex, Lock, M8 X 1.25, NI, Ss	4
	17	1019573	(T3xxx00001-) Bracket, Mtg, Head	1
	18	222505	(T3xxx00001-) Screw, Hex, M8 X 1.25 X 45, Ss	1
	19	1014020	(T3xxx00001-)● Roller, Lift, Dual Disk Head	1
	20	1024747	(T3xxx00001-) Spring, Extn, 0.62od 0.07wir 03.0l	1
	21	140127	(T3xxx00001-) Bearing, Thrust, 0.51b 1.00d 0.12w, Brz	2
	22	1019571	(T3xxx00001-) Bracket, Mtg, Head, Rh	1
	23	140430	(T3xxx00001-) Spring, Cmpr, 0.70od .10wir 01.7l	1
	24	1014163	(T3xxx00001-) Screw, Hex, M8 X 1.25 X 60, FI, Ss	1
	25	1013545	(T3xxx04134-) Spring, Extn, 1.00od 0.10wir 06.0l	1
	26	222460	(T3xxx04134-) Sleeve, P/M, 0.31b 0.50d 0.5l [430ss]	1
	27	140027	(T3xxx04134-) Washer, Flat, 0.35b 0.75d .04, Ss	1
	28	12333	(T3xxx04134-) Screw, Hex, M8 X 1.25 X 25, Ss, NI	1

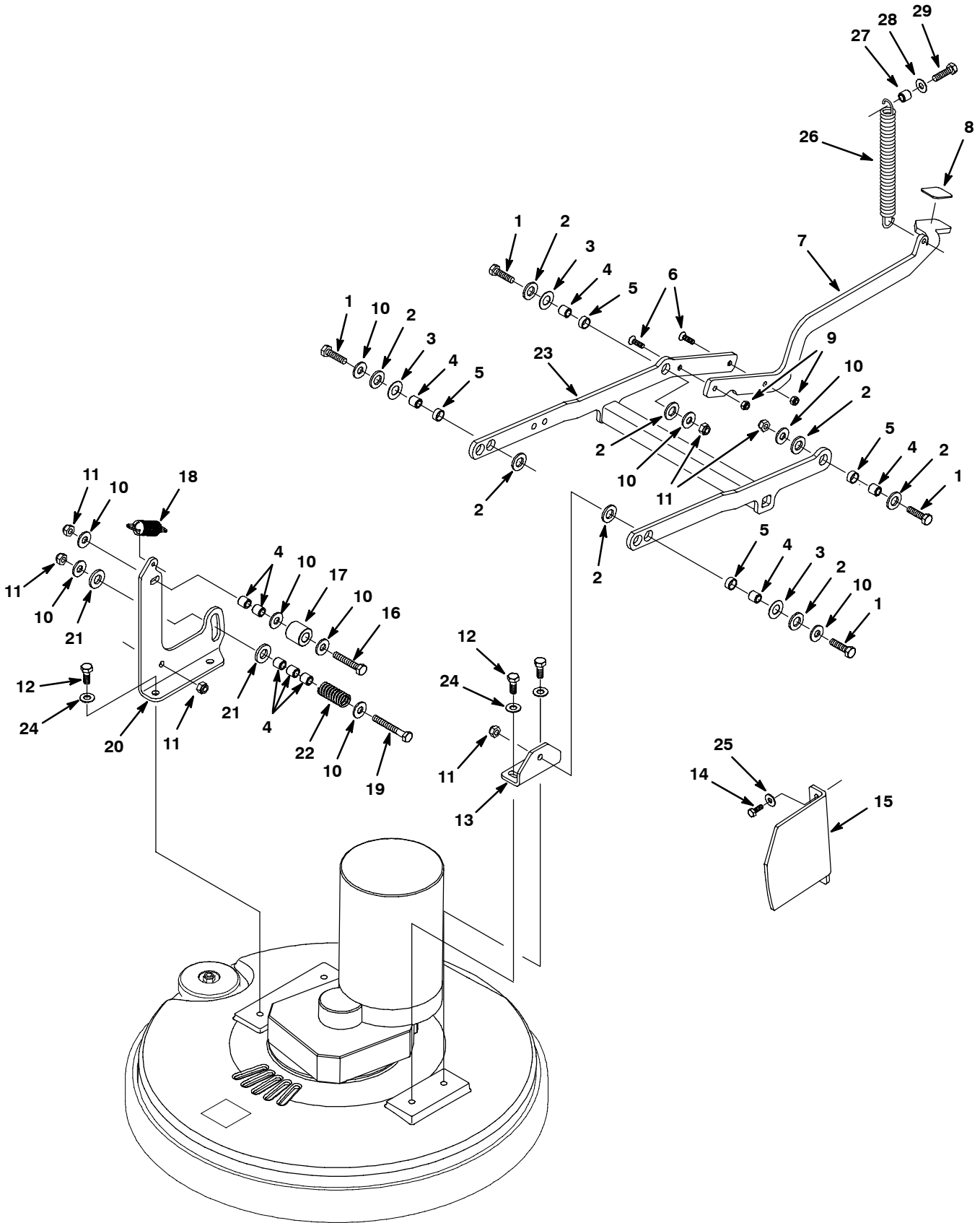
▽ ASSEMBLY

▲ INCLUDED IN ASSEMBLY

● RECOMMENDED STOCK ITEMS

STANDARD PARTS

SCRUB HEAD LIFT GROUP, SINGLE DISK (S/N T3xxx00001 - T3xxx09159)

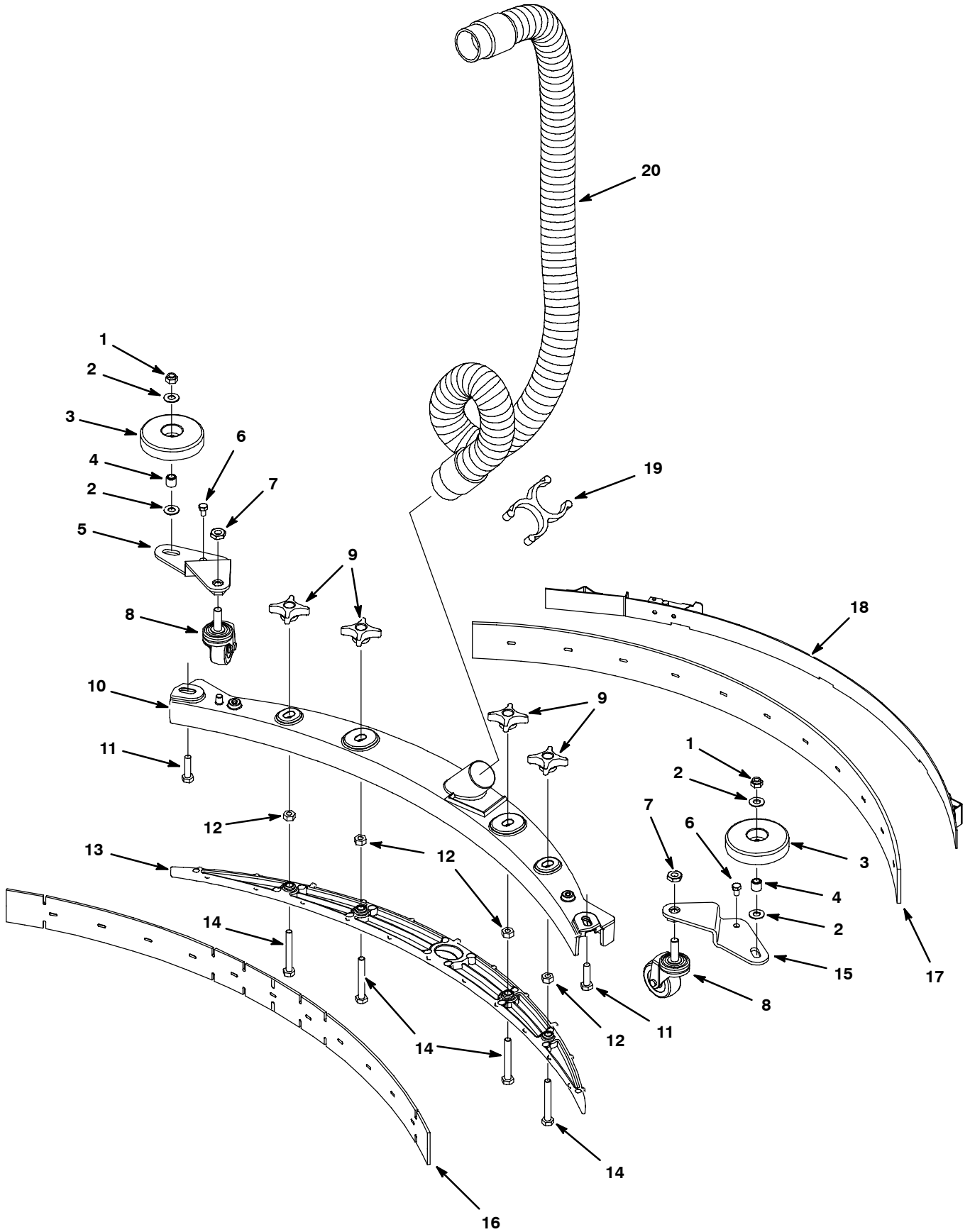


SCRUB HEAD LIFT GROUP, SINGLE DISK (S/N T3xxx00001-T3xxx09159)

Ref.	Part No.	Serial Number	Description	Qty.
1	09011	(T3xxx00001-) Screw, Hex, M8 X 1.25 X 30, Ss	4
2	1013936	(T3xxx00001-) Washer, Flat, 0.51b 0.94d .10, Nyl	8
3	20536-2	(T3xxx00001-T3xxx09159) Washer, Flat, 0.47b 1.19d .03, Nyl	3
4	222460	(T3xxx00001-) Sleeve, P/M, 0.31b 0.50d 0.5l [430ss]	9
5	630188	(T3xxx00001-) Bearing, Journal, .50id X .25l	4
6	1016421	(T3xxx00001-T3xxx09159) Screw, Flt, M6 X 1.0 X 20, Ss	2
7	1017610	(T3xxx00001-T3xxx09159) Pedal, Foot, Lift, Head [T3]	1
8	1014283	(T3xxx00001-)● Pad, Adh, 28mm X 36mm, Blk [Non-Slip]	1
9	08712	(T3xxx00001-T3xxx09159) Nut, Hex, Lock, M6 X 1.00, Ss, NI	2
10	01685	(T3xxx00001-) Washer, Flat, 0.38b 0.88d .08, Ss	9
11	08713	(T3xxx00001-) Nut, Hex, Lock, M8 X 1.25, NI, Ss	5
12	12273	(T3xxx00001-T3xxx09159) Screw, Hex, M8 X 1.25 X 20, Ss, NI	4
13	1019573	(T3xxx00001-) Bracket, Mtg, Head	1
14	11329	(T3xxx00001-T3xxx09159) Screw, Hex, M6 X 1.0 X 16, Ss, NI	2
15	1019572	(T3xxx00001-) Bracket, Guide, Head, [T3-50cm]	1
16	222505	(T3xxx00001-) Screw, Hex, M8 X 1.25 X 45, Ss	1
17	1014020	(T3xxx00001-)● Roller, Lift, Dual Disk Head	1
18	1024747	(T3xxx04135-) Spring, Extn, 0.62od 0.07wir 03.0l	1
18	1014131	(T3xxx00001-T3xxx04134) Spring, Extn, 0.62od 0.06wir 03.0l, PI	1
19	1014163	(T3xxx00001-) Screw, Hex, M8 X 1.25 X 60, Fl, Ss	1
20	1019571	(T3xxx00001-) Bracket, Mtg, Head, Rh	1
21	140127	(T3xxx00001-) Bearing, Thrust, 0.51b 1.00d 0.12w, Brz	2
22	140430	(T3xxx00001-) Spring, Cmpr, 0.70od .10wir 01.7l	1
23	1019570	(T3xxx00001-T3xxx09159) Lift Wldt, Head, Sgl Disk [T3]	1
24	140027	(T3xxx00001-T3xxx09159) Washer, Flat, 0.35b 0.75d .04, Ss	4
25	01684	(T3xxx00001-T3xxx09159) Washer, Flat, 0.27b 0.69d .05, Ss	2
26	1013545	(T3xxx04134-) Spring, Extn, 1.00od 0.10wir 06.0l	1
27	222460	(T3xxx04134-) Sleeve, P/M, 0.31b 0.50d 0.5l [430ss]	1
28	140027	(T3xxx04134-) Washer, Flat, 0.35b 0.75d .04, Ss	1
29	12333	(T3xxx04134-) Screw, Hex, M8 X 1.25 X 25, Ss, NI	1

● RECOMMENDED STOCK ITEMS

SQUEEGEE GROUP



SQUEEGEE GROUP

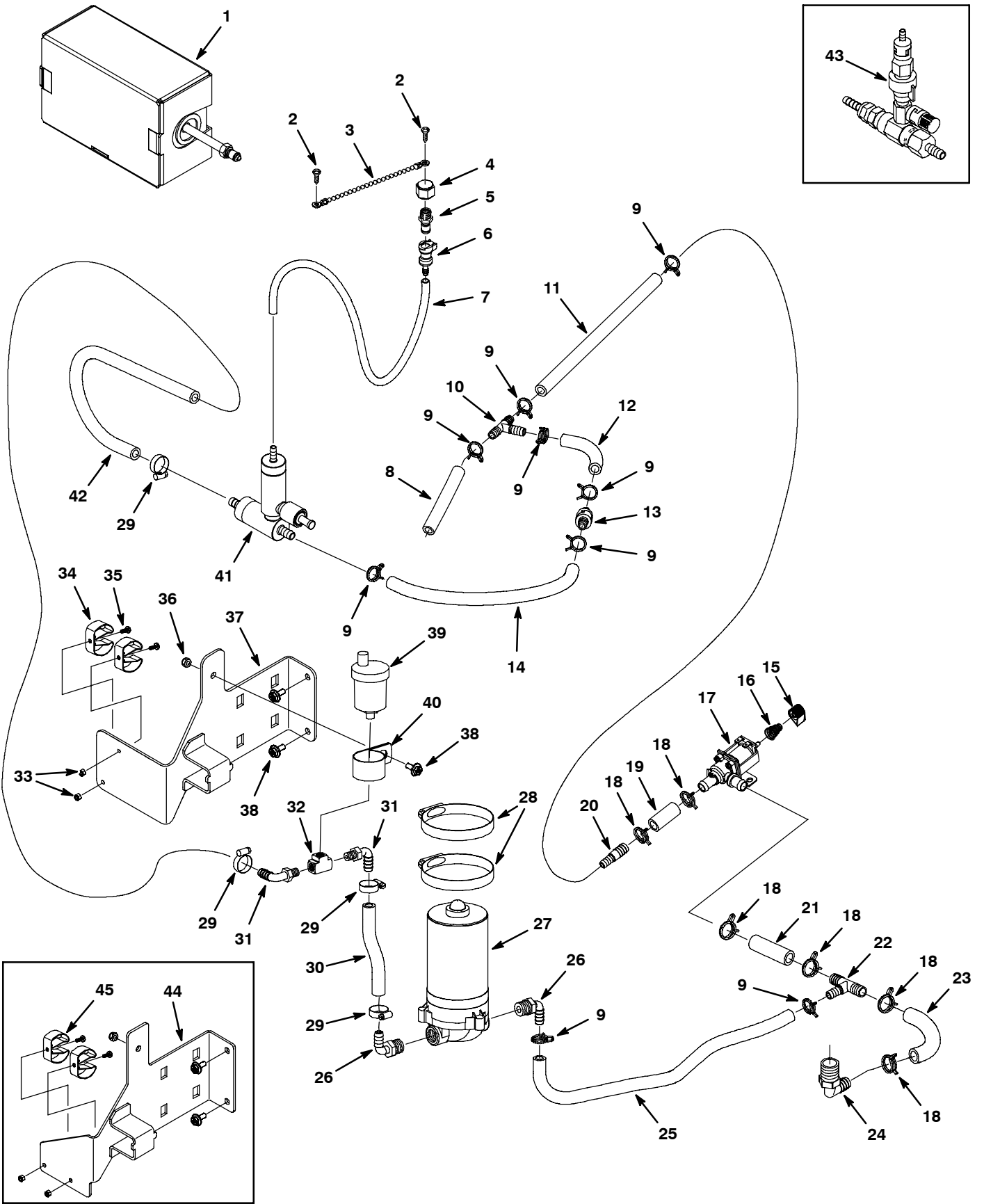
Ref.	Part No.	Serial Number	Description	Qty.
▽	994765	(T3xxx00001-) Squeegee Assy, 50cm, Tnv [T3]	1
▲	1 08713	(T3xxx00001-) Nut, Hex, Lock, M8 X 1.25, NI, Ss	2
▲	2 140027	(T3xxx00001-) Washer, Flat, 0.35b 0.75d .04, Ss	4
▲	3 1010560	(T3xxx00001-)● Wheel, Bmpr, 80d X 25w, Non-Marking	2
▲	4 222460	(T3xxx00001-) Sleeve, P/M, 0.31b 0.50d 0.5l [430ss]	2
▲	5 1017609	(T3xxx00001-) Plate, Mtg, Caster, Sqge, Lh	1
▲	6 74455	(T3xxx00001-) Screw, Hex, M6 X 1.0 X 12, Fmg	2
▲	7 32716	(T3xxx00001-) Nut, Hex, Jam, M10 X 1.5, Ss	2
▲	8 1017624	(T3xxx00001-)● Caster, Swivel, 50mmd, M10 X 30 Stem, PI	2
▲	9 1010558	(T3xxx00001-)● Knob, Star, 2.00d 4ear 0.7l M8x1.25,Thru	4
▲	10 1011163	(T3xxx00001-) Frame, Sqge, 74cm, Die Cast [50cm - T3]	1
▲	11 09011	(T3xxx00001-) Screw, Hex, M8 X 1.25 X 30, Ss	2
▲	12 07786	(T3xxx00001-) Nut, Hex, Std, M8 X 1.25, Ss	4
▲	13 1010844	(T3xxx00001-) Plate, Retainer, 500mm, Sqge Blade	1
▲	14 1014163	(T3xxx00001-) Screw, Hex, M8 X 1.25 X 60, Fl, Ss	4
▲	15 1017611	(T3xxx00001-) Plate, Mtg, Caster, Sqge, Rh, 500mm	1
▲	16 1011232	(T3xxx00001-)● Blade, Sqge, Front, 784mml [500mm] (Standard)	1
	16 1014091	(T3xxx00001-)● Blade, Sqge, Front, 784mml Gum [500mm] (Optional)	1
	16 1014092	(T3xxx00001-)● Blade, Sqge, Front, 784mml Oil-Rstn (Optional)	1
▲	17 1011456	(T3xxx00001-)● Blade, Sqge, Rear, 32.68l Linatex[500mm] (Standard)	1
	17 1014093	(T3xxx00001-)● Blade, Sqge, Rear, 32.68l Gum [500mm] (Optional)	1
	17 1014094	(T3xxx00001-)● Blade, Sqge, Rear, 32.68l Pyu [500mm] (Optional)	1
▲	18 994850	(T3xxx00001-) Retainer Assy, Blade, Sqge, 500mm	1
	19 1014079	(T3xxx00001-)● Clip, Grip, Hose, 1.50id, Dbl, Blk Pyp	1
	20 1014026	(T3xxx00001-)● Hose, Vacuum, 1.50id X 057.0l, 2cuff	1

▽ ASSEMBLY

▲ INCLUDED IN ASSEMBLY

● RECOMMENDED STOCK ITEMS

SOLUTION GROUP, FaST MODEL



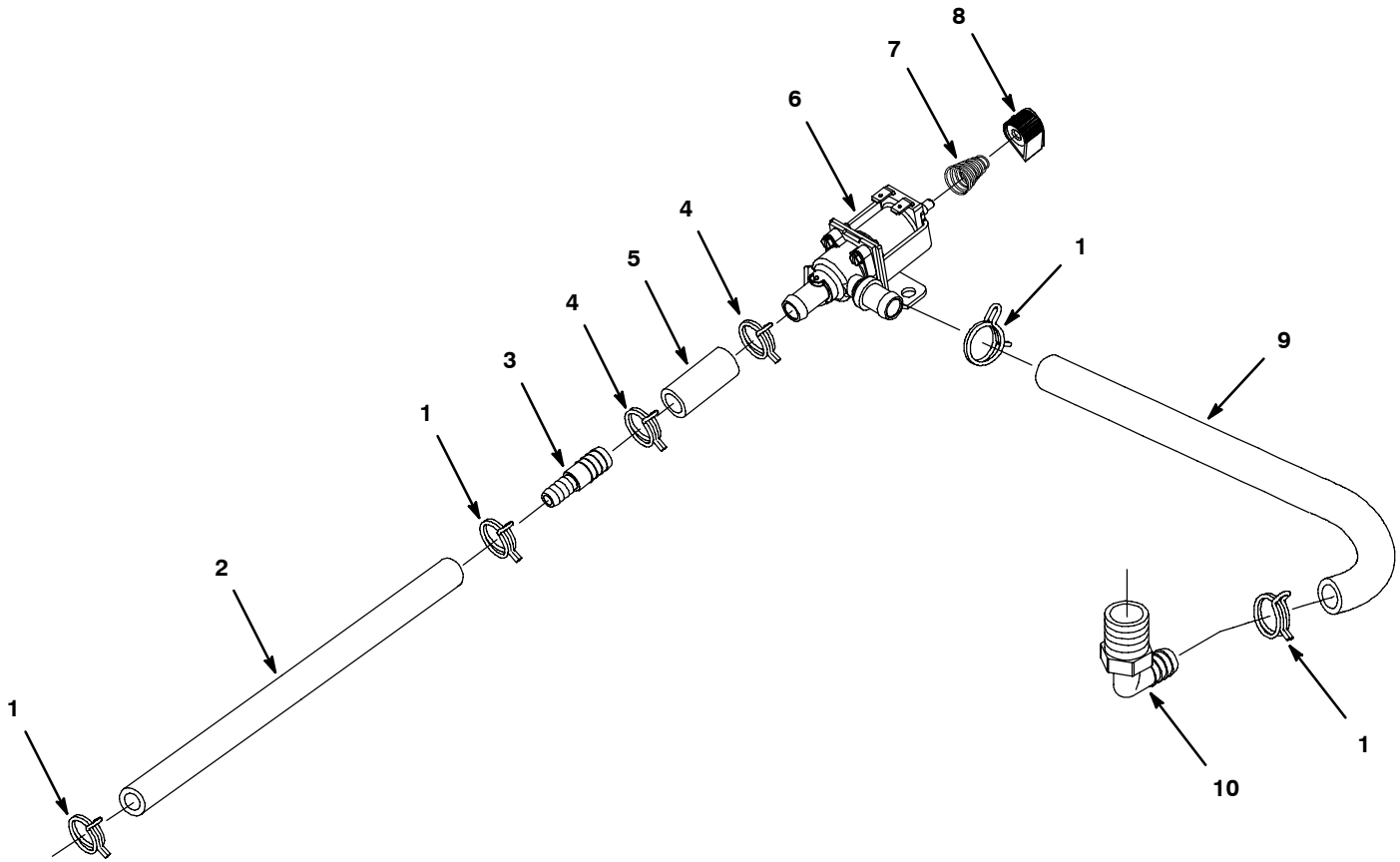
SOLUTION GROUP, FaST MODEL

Ref.	Part No.	Serial Number	Description	Qty.
1	999005	(T3xxx00001-) ● Cleaner, Floor, Neutral [365 Fast 2x2l]	1
2	1018155	(T3xxx00001-) Screw, Pan, M5 X 0.8 X16, Ss, Tcut	2
3	621443	(T3xxx00001-) Chain, Ball, #10, 157mml, Ss	1
4	1005435	(T3xxx00001-) ● Fitting, Plstc, Pipe, Cap, Pf04	1
5	1002899	(T3xxx00001-) ● Fitting, Plstc, Str, Pm04, Cplg, Mal	1
6	1002898	(T3xxx00001-) ● Fitting, Plstc, Str, Bm04, Cplg, Fem	1
7	C460126	(T3xxx00001-) Hose, Pvc, Clr, 0.25id 0.38od, Bulk	2.0ft
8	611254	(T3xxx00001-) Hose, Pyu, Clr, 0.38id 0.62od, Bulk	.58ft
9	607775	(T3xxx00001-) Clamp, Hose, Wir, .63 - .66, Blk	8
10	160310	(T3xxx00001-) Fitting, Plstc, Tee, Bm06/Bm06/Bm06	1
11	611254	(T3xxx00001-) Hose, Pyu, Clr, 0.38id 0.62od, Bulk	.94ft
12	611254	(T3xxx00001-) Hose, Pyu, Clr, 0.38id 0.62od, Bulk	.5ft
13	1015455	(T3xxx00001-) ● Valve, Check, 0005psi Bm06/Bm06	1
14	611254	(T3xxx00001-) Hose, Pyu, Clr, 0.38id 0.62od, Bulk	1.2ft
15	1013442	(T3xxx00001-) ● Knob, Valve, Indicator, Blk	1
16	1017630	(T3xxx00001-) ● Spring, Cmpr, 0.48od .04wir 00.8l	1
17	1016595	(T3xxx00001-) ● Valve, .25-20 [Liq Dispensing]	1
18	607776	(T3xxx00001-) Clamp, Hose, Wir, .73 - .77, Silver	6
19	1015071	(T3xxx00001-) Hose, Afrmkt, Pvc, Clr, 0.50id, 01ft	1
20	612774	(T3xxx00001-) Fitting, Plstc, Str, Bm06/Bm08	1
21	611259	(T3xxx00001-) Hose, Pvc, Clr, 0.50id 0.75od, Bulk	.19ft
22	630372	(T3xxx00001-) Fitting, Plstc, Tee, Bm06/Bm08/Bm08, Br	1
23	611259	(T3xxx00001-) Hose, Pvc, Clr, 0.50id 0.75od, Bulk	.43ft
24	1013505	(T3xxx00001-) Fitting, Plstc, E90, Bm08/Pm08, Nyl	1
25	611254	(T3xxx00001-) Hose, Pyu, Clr, 0.38id 0.62od, Bulk	2.0ft
26	1005630	(T3xxx00001-) Fitting, Plstc, E90, Bm06/Pm06, Nyl	2
27	1010809	(T3xxx00001-) ● Pump, Soltn, Ele, 24vdc, 60psi[Amp Conn]	1
28	43555	(T3xxx00001-) Clamp, Hose, Wormdrive, 2.50-3.50d, .50w	2
29	54333	(T3xxx00001-) Clamp, Hose, Wormdrive, 0.31-0.88d, .31w	4
30	376720	(T3xxx00001-) Hose, Pvc, Brd, 0.38id 0.60od, Bulk, Clr	.5ft
31	1005564	(T3xxx00001-) Fitting, Plstc, E90, Bm06/Pm02, Nyl	2
32	150705	(T3xxx00001-) Fitting, Brs, Tee, Pf02/Pf02/Pf02	1
33	33932	(T3xxx00001-) Nut, Hex, Lock, M4 X 0.70, NI, Ss	2
34	573073	(T3xxx10510-) Clip, Grip, Hose, 1.00-1.38, Zn	2
35	49697	(T3xxx00001-) Screw, Pan, M4 X 0.7 X 10, Ss	2
36	08712	(T3xxx00001-) Nut, Hex, Lock, M6 X 1.00, Ss, NI	1
37	1037242	(T3xxx10510-) Bracket, Wldt, Mtg, Pump [Fast II+]	1
38	1034731	(T3xxx09160-) Screw, Hex, M6 X 1.00 X 16, Ss, Sems	3
39	1017386	(T3xxx00001-) ● Valve, Vent, Air, Float Type	1
40	53466	(T3xxx00001-) Clamp, Cable, Stl, 1.50d X 1.00w, 1hole	1
41	9003906	(T3xxx10510-) ● FaST Kit, Injector, Ci [T3/Ss3 FaST II+] (See Break Down)	1
42	376720	(T3xxx00001-) Hose, Pvc, Brd, 0.38id 0.60od, Bulk, Clr	1.5ft
43	9003801	(T3xxx00001-T3xxx10509) ● Fast Kit, Conv, Ci [T3/Ss3 Fast II+] (See Break Down)	1
44	1019743	(T3xxx00001-T3xxx10509) Bracket, Mtg, Pump [Fast]	1
45	1014295	(T3xxx00001-T3xxx10509) Clip, Spring, Holder, Blk Vyl	2

● RECOMMENDED STOCK ITEMS

STANDARD PARTS

SOLUTION GROUP, STANDARD MODEL

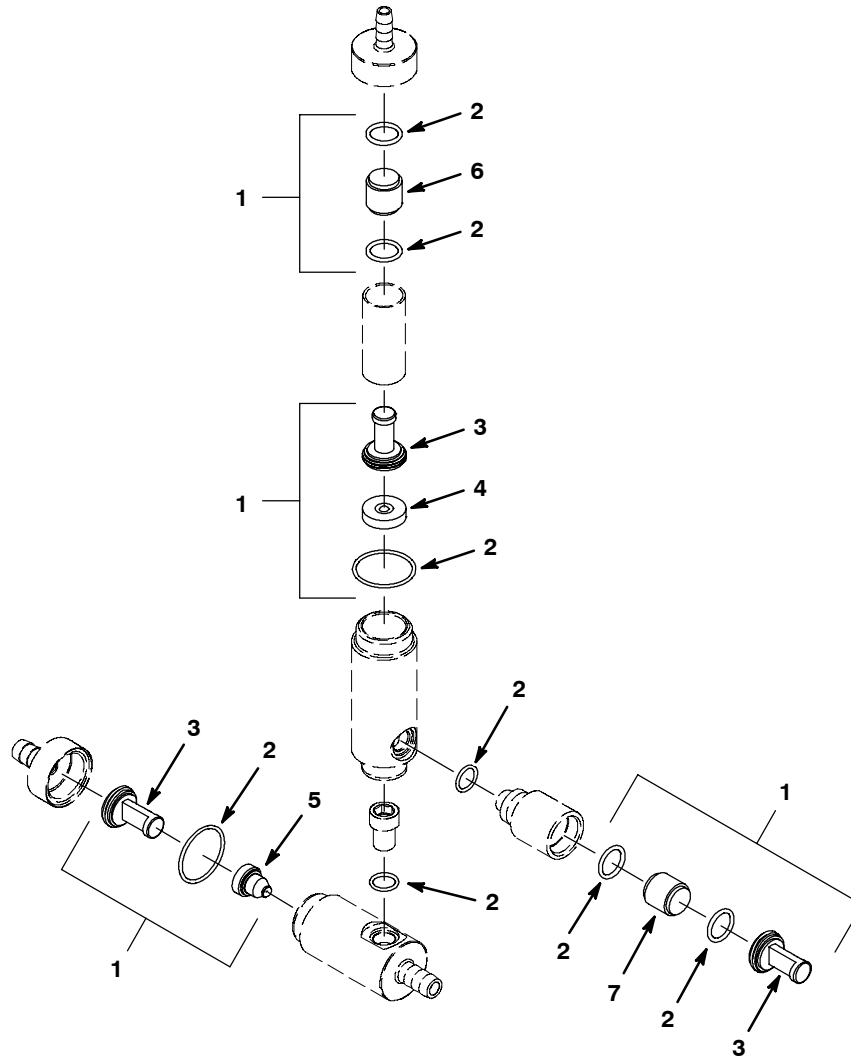


Ref.	Part No.	Serial Number	Description	Qty.
1	607775	(T3xxx00001-) Clamp, Hose, Wir, .63 - .66, Blk	4
2	611254	(T3xxx00001-) Hose, Pyu, Clr, 0.38id 0.62od, Bulk	1.8ft
3	612774	(T3xxx00001-) Fitting, Plstc, Str, Bm06/Bm08	1
4	607776	(T3xxx00001-) Clamp, Hose, Wir, .73 - .77, Silver	2
5	611259	(T3xxx00001-) Hose, Pvc, Clr, 0.50id 0.75od, Bulk	.14ft
6	1016595	(T3xxx00001-) ● Valve, .25-20 [Liq Dispensing]	1
7	1017630	(T3xxx00001-) ● Spring, Cmpr, 0.48od .04wir 00.8l	1
8	1013442	(T3xxx00001-) ● Knob, Valve, Indicator, Blk	1
9	611259	(T3xxx00001-) Hose, Pvc, Clr, 0.50id 0.75od, Bulk	1.8ft
10	1013505	(T3xxx00001-) Fitting, Plstc, E90, Bm08/Pm08, Nyl	1

● RECOMMENDED STOCK ITEMS

9003906 FAST INJECTOR ASSEMBLY BREAKDOWN (S/N T3xxx10510-

)



Ref.	Part No.	Serial Number	Description	Qty.
▽	1	9003802	(T3xxx10510-) ● FaST Kit, Ci, Injector Rebuild [FaST II+]	1
▲	2	9003008	(T3xxx10510-) ● FaST Kit, Ci, Injector Seals [FaST II+]	1
▲	3	9003009	(T3xxx10510-) ● FaST Kit, Ci, Injector Filters [FaST II+]	1
▲	4	1039974	(T3xxx10510-) Plate Assy, Orifice, 0.0065ld, Blk	1
▲	5	1039988	(T3xxx10510-) Orifice, Plug, .027	1
▲	6	1030444	(T3xxx10510-) Valve, Check, 0002psi, White, [FaST II+]	1
▲	7	1030441	(T3xxx10510-) Valve, Check, 0005psi, Brown, [FaST II+]	1

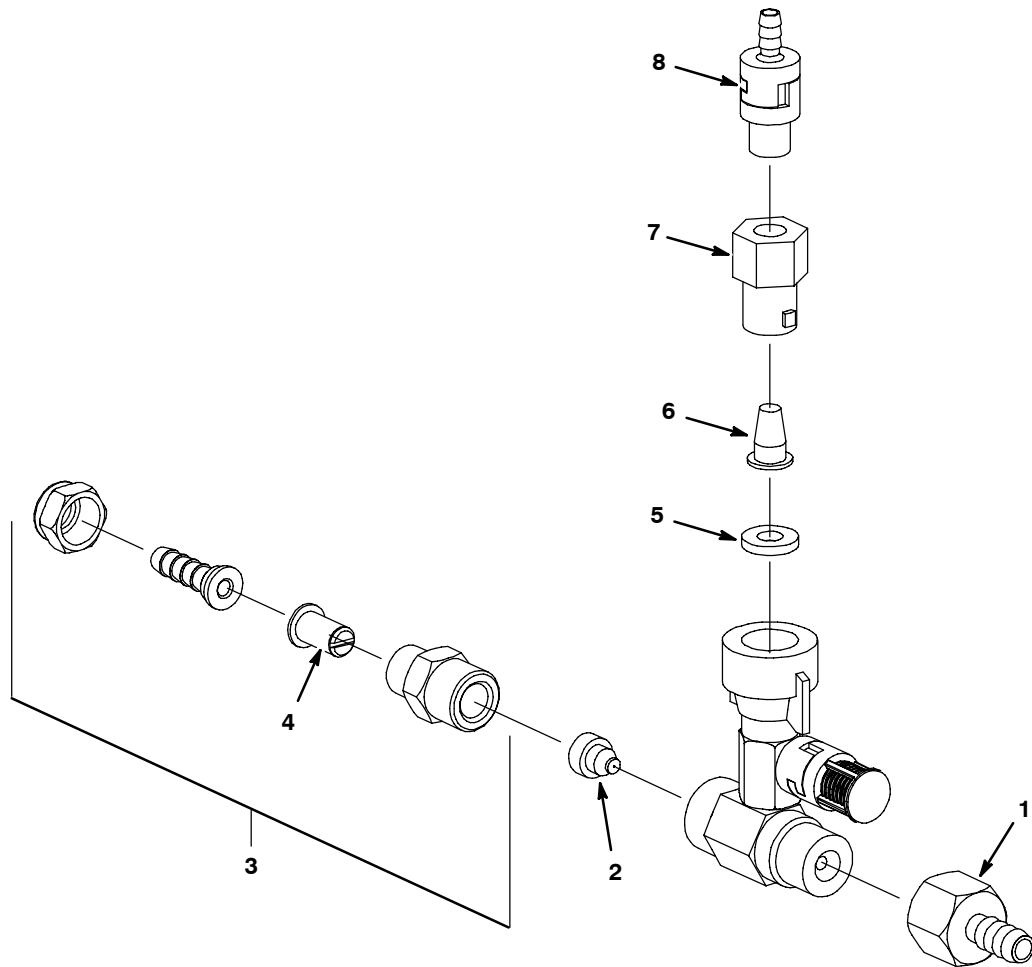
▽ ASSEMBLY

▲ INCLUDED IN ASSEMBLY

● RECOMMENDED STOCK ITEMS

STANDARD PARTS

9003801 FAST INJECTOR ASSEMBLY BREAKDOWN (S/N T3xxx00001-T3xxx10509)



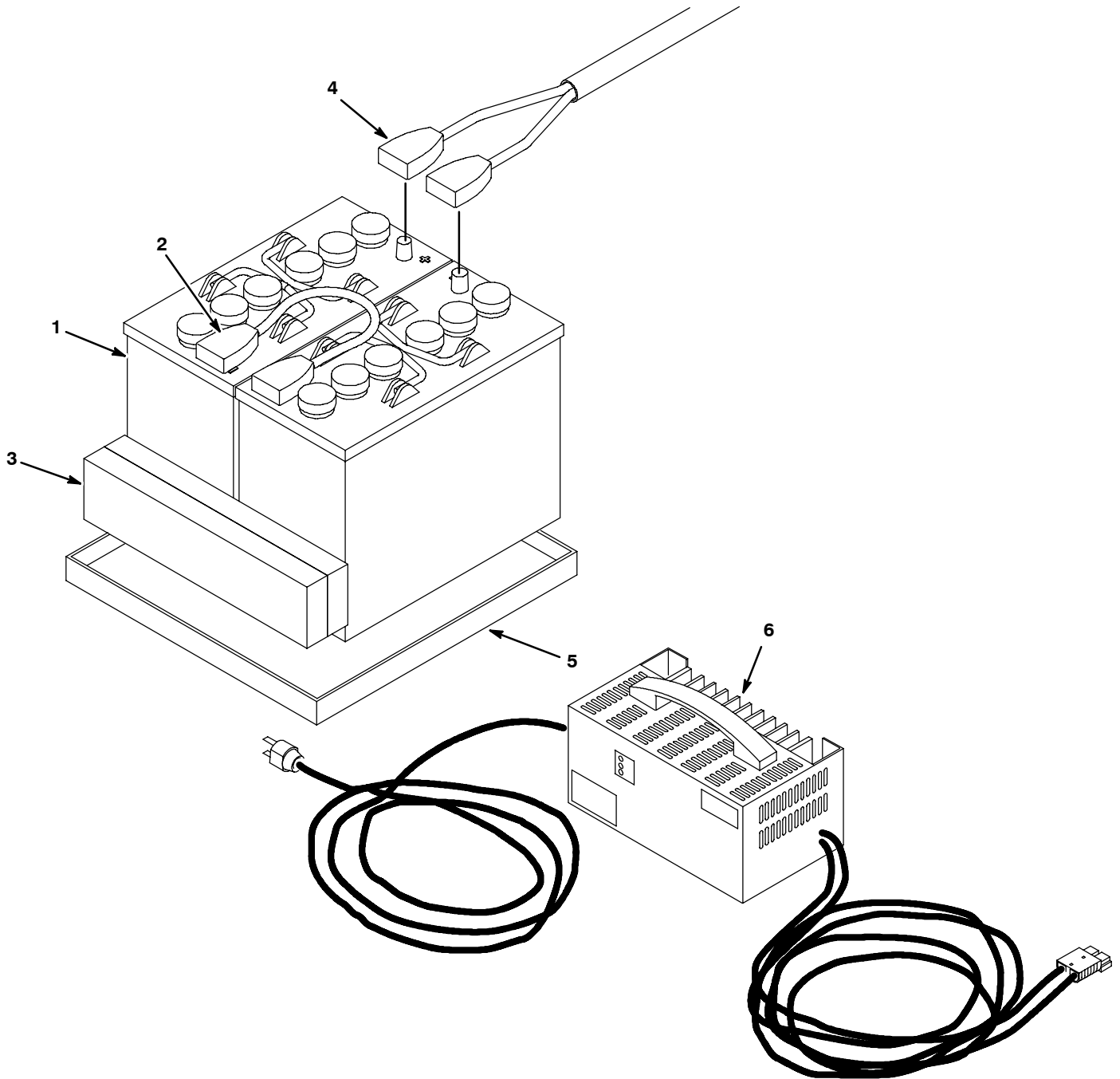
Ref.	Part No.	Serial Number	Description	Qty.	
1	1014276	(T3xxx00001-T3xxx10509) Fitting, Brs, Str, Bm06/Pf08	1	
2	1014470	(T3xxx00001-T3xxx10509)● Plug, Orifice, 0.022	1	
▽	3	1013411	(T3xxx00001-T3xxx10509)● Filter Assy, 50 Mesh	1
▲	4	1006447	(T3xxx00001-T3xxx10509)● Vr, Filter, Screen, 050 Mesh .59D .8L Ss	1
	5	1039974	(T3xxx00001-T3xxx10509)● Plate Assy, Orifice, 0.0065ld, Blk	1
	6	1029355	(T3xxx00001-T3xxx10509)● Vr, Filter, Screen, 200 Mesh .59D .8L Ss	1
	7	1005507	(T3xxx00001-T3xxx10509) Fitting, Plstc, Body, Spray, Pf04	1
	8	1014254	(T3xxx00001-T3xxx10509)● Valve, Check, 0002psi Bm04/Pm04	1

▽ ASSEMBLY

▲ INCLUDED IN ASSEMBLY

● RECOMMENDED STOCK ITEMS

BATTERY GROUP, MAINTENANCE FREE 12V/105Ah

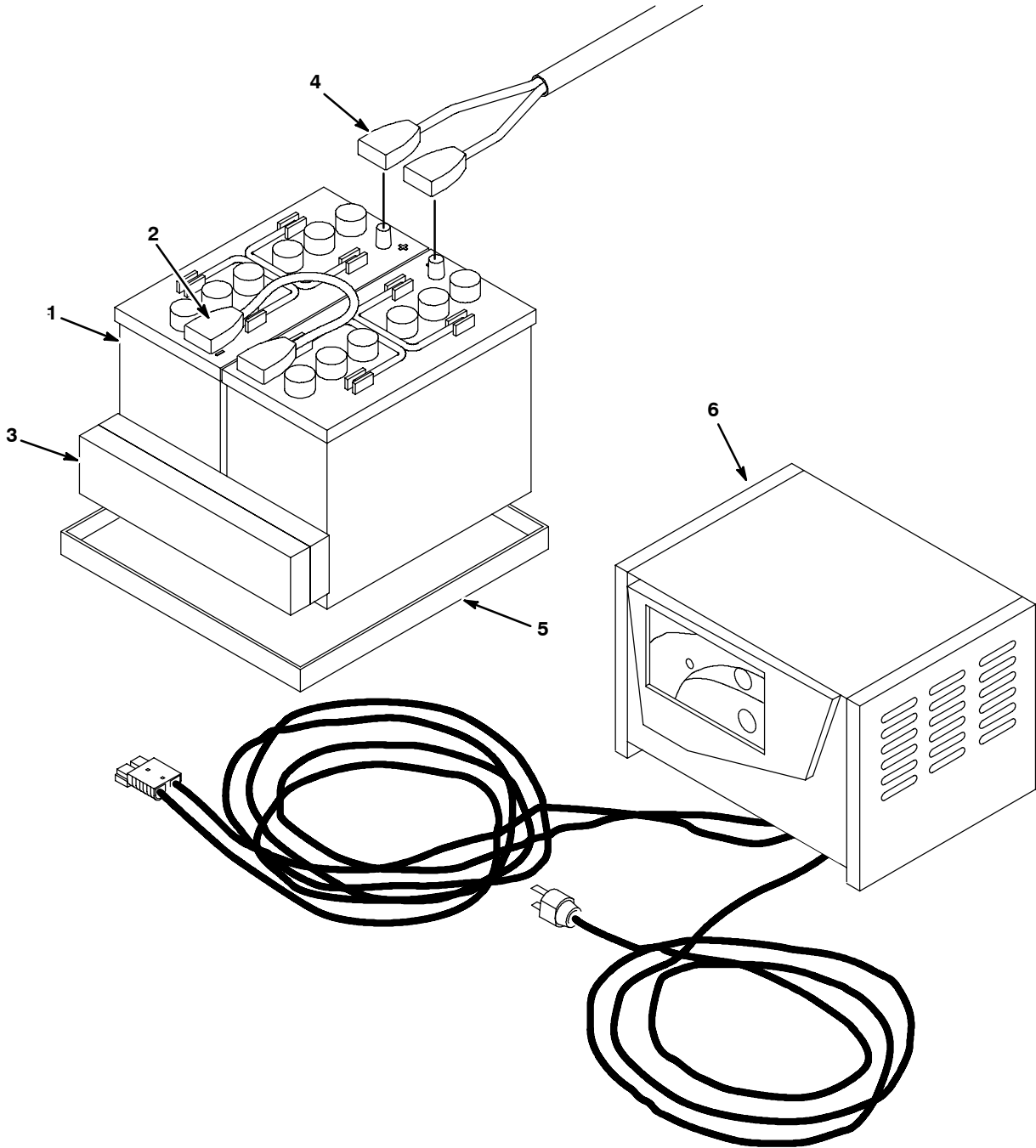


Ref.	Part No.	Serial Number	Description	Qty.
1	994201	(T3xxx00001-)● Battery, 12vdc 0105ah [5h, Gf12105]	2
99343	1011749	(T3xxx00001-)● Cable, Battery, 10mm X 380mmI,Blk,Ce[Tt]	1
3	630375	(T3xxx00001-)● Spacer, Battery, 1.25 X 3.3 X 13.7, Foam	2
4	1011703	(T3xxx00001-) Harness, Battery, Ce [Tt]	1
5	1012994	(T3xxx00001-)● Tray, Battery [T3]	1
6	1041690	(T3xxx00001-)● Charger, Bc5 24v12a Mf Sb50r	1
N/S	1041716	(T3xxx00001-)● Cable, Charger Uk, Bc5 Bc7	1

● RECOMMENDED STOCK ITEMS

STANDARD PARTS

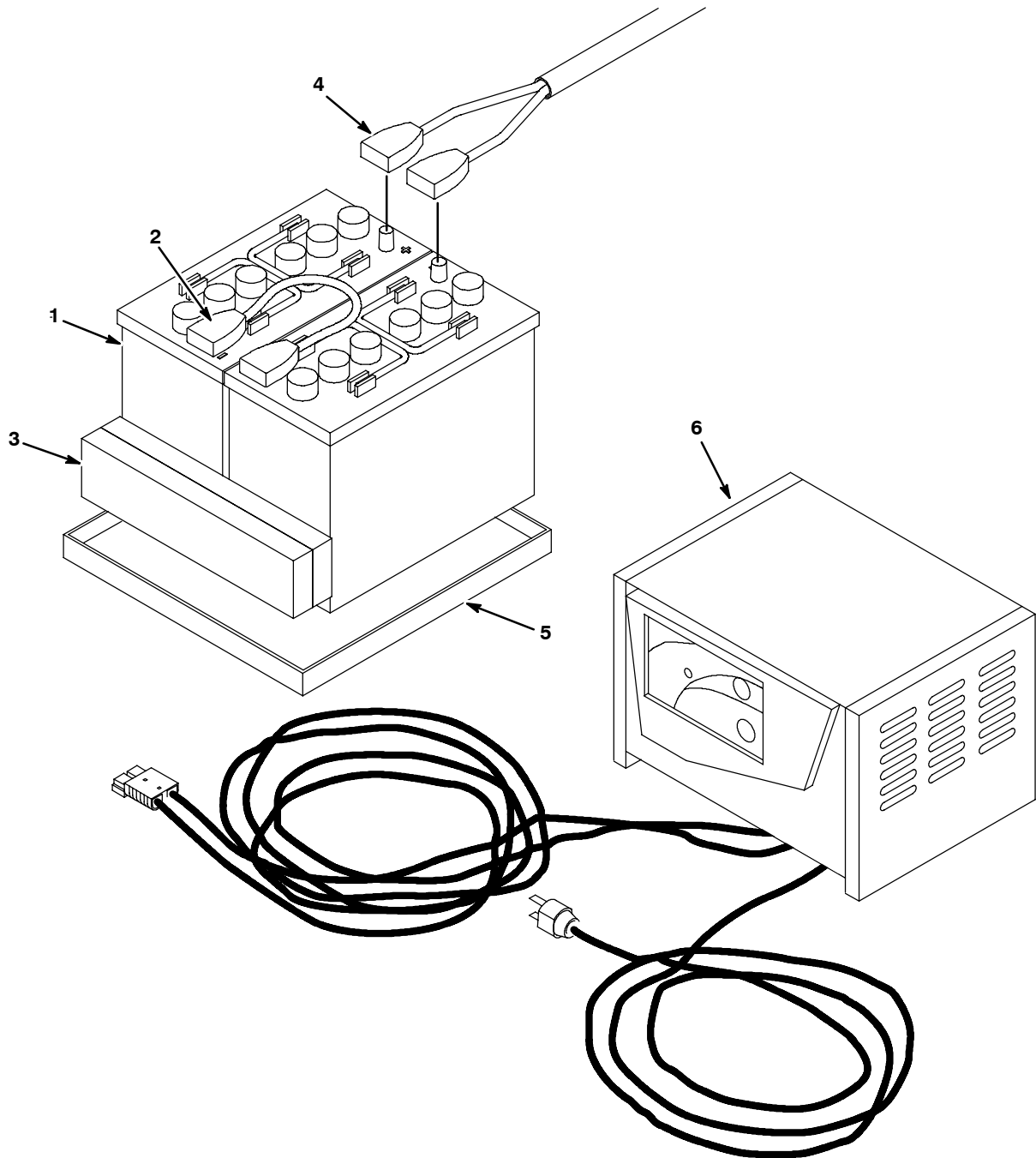
BATTERY GROUP, TRACTION 12V/110Ah



Ref.	Part No.	Serial Number	Description	Qty.
	1	1041459	(T3xxx00001-)● Battery, 12Vdc 0110Ah [5H, 12Tp110]	2
99343	2	1011749	(T3xxx00001-)● Cable, Battery, 10mm X 380mm,Blk,Ce[Tt]	1
	3	630375	(T3xxx00001-)● Spacer, Battery, 1.25 X 3.3 X 13.7, Foam	2
	4	1011703	(T3xxx00001-) Harness, Battery, Ce [Tt]	1
	5	1012994	(T3xxx00001-)● Tray, Battery [T3]	1
	6	1041700	(T3xxx00001-)● Charger, Bc5 24V12a Wet Sb50r	1
	N/S	1041716	(T3xxx00001-)● Cable, Charger Uk, Bc5 Bc7	1

● RECOMMENDED STOCK ITEMS

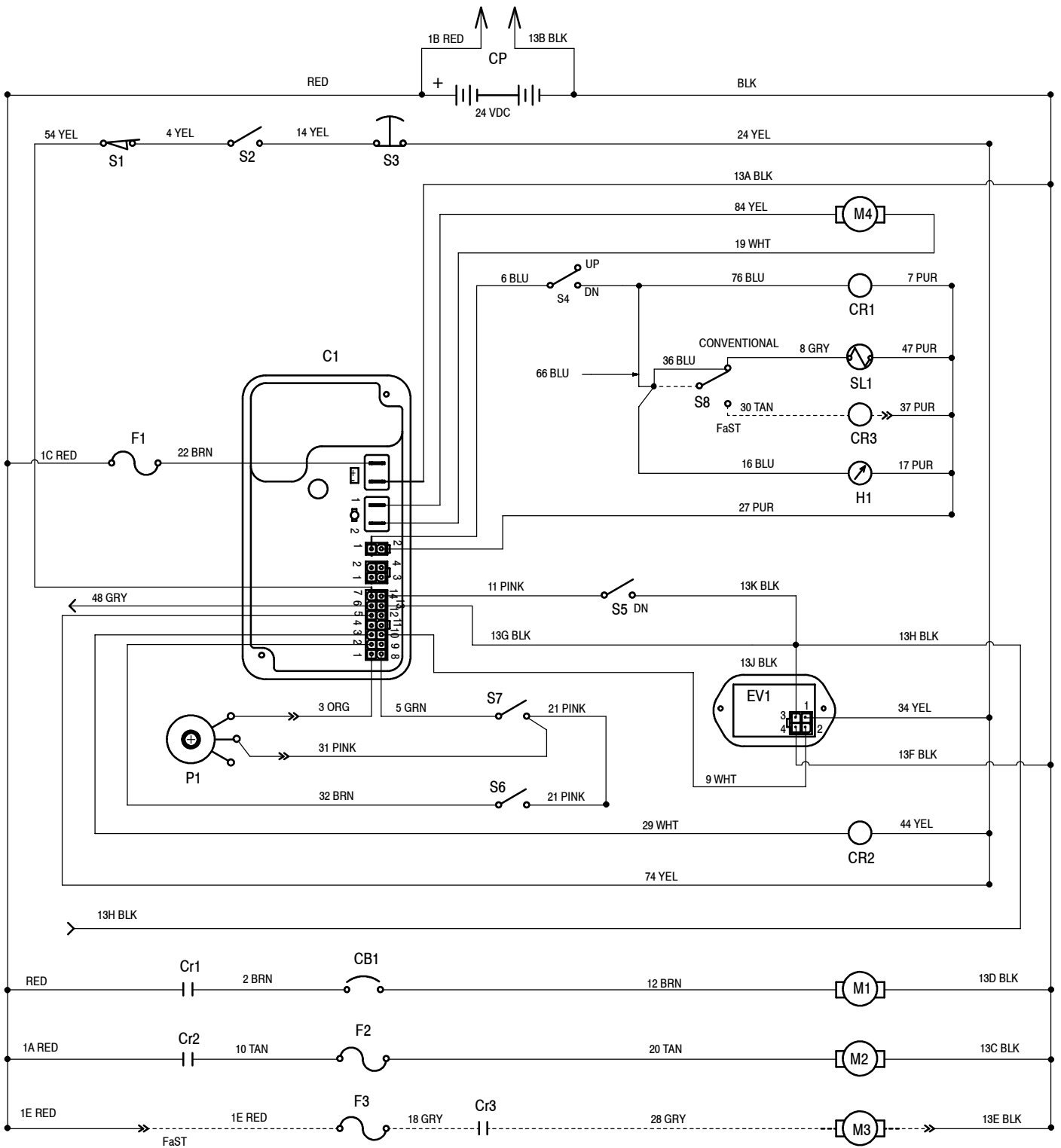
BATTERY GROUP, SEMI TRACTION 12V/100Ah



Ref.	Part No.	Serial Number	Description	Qty.
	1	1041455	(T3xxx00001-) ● Battery, 12v/125ah5h [J150eaps]	2
99343	2	1011749	(T3xxx00001-) ● Cable, Battery, 10mm X 380mm,Blk,Ce[Tt]	1
	3	630375	(T3xxx00001-) ● Spacer, Battery, 1.25 X 3.3 X 13.7, Foam	2
	4	1011703	(T3xxx00001-)) Harness, Battery, Ce [Tt]	1
	5	1012994	(T3xxx00001-) ● Tray, Battery [T3]	1
	6	1041700	(T3xxx00001-) ● Charger, Bc5 24V12a Wet Sb50r	1
	N/S	1041716	(T3xxx00001-) ● Cable, Charger Uk, Bc5 Bc7	1

● RECOMMENDED STOCK ITEMS

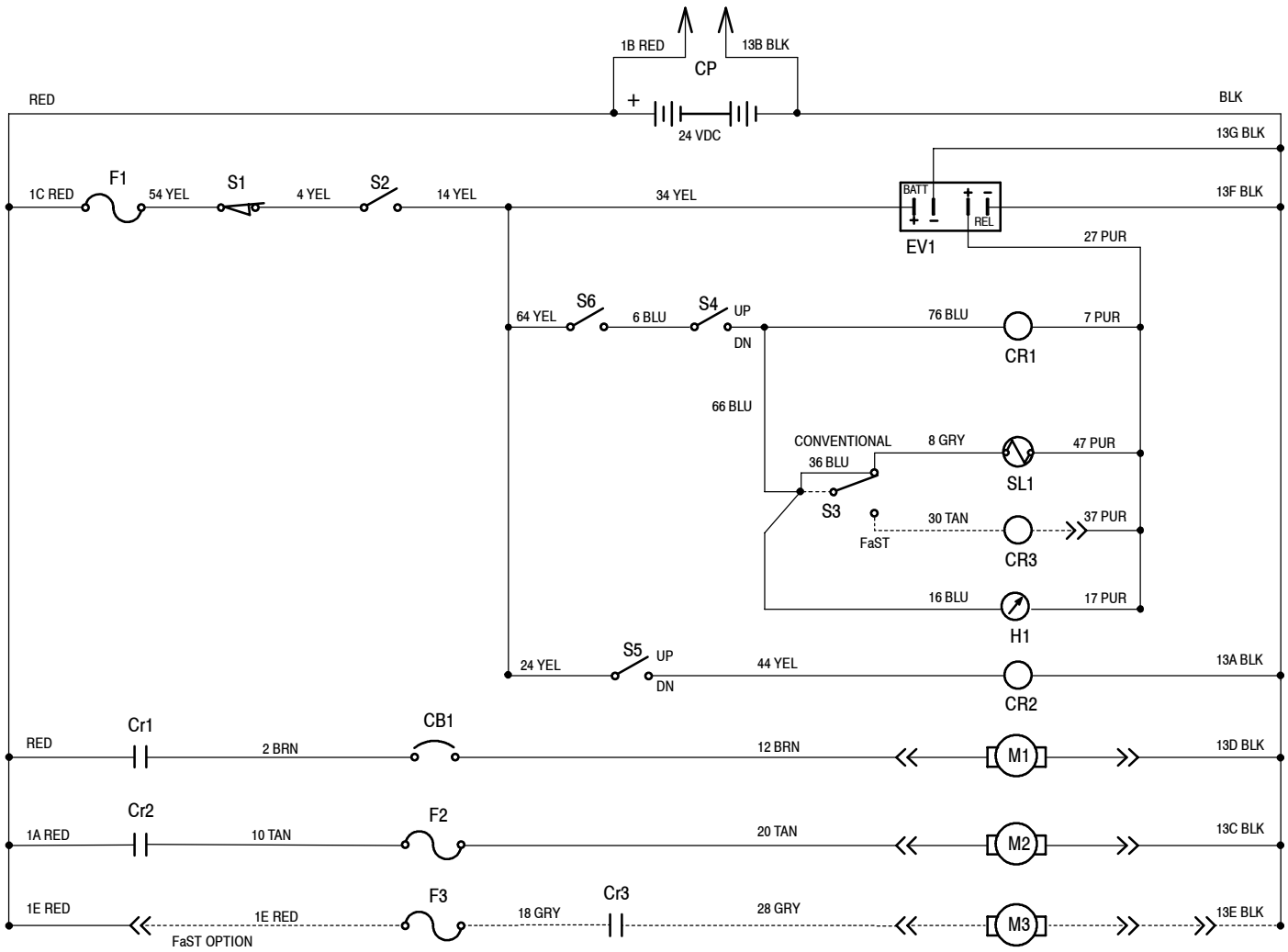
ELECTRICAL DIAGRAM, DUAL DISK 50 cm



ELECTRICAL DIAGRAM, DUAL DISK 50 cm**LEGEND**

RED = RED	C1 = CONTROL BOARD #1010905	M3 = MOTOR FAST PUMP
ORG = ORANGE	CR1 = RELAY BRUSH #1011086	M4 = MOTOR DRIVE
GRN = GREEN	CR2 = RELAY VACUUM FAN #1012216	P1 = POTENTIOMETER 50K #1013567
GRY = GRAY	CR3 = RELAY FAST #1012216	S1 = SWITCH SAFETY CHARGER #611005
BLK = BLACK	Cr1 = CONTACT RELAY #1011086	S2 = SWITCH KEY #1011402
BRN = BROWN	Cr2 = CONTACT RELAY #1012216	S3 = SWITCH E-STOP #1011735
BLU = BLUE	Cr3 = CONTACT RELAY #1012216	S4 = SWITCH SCRUB/TRANS #606292
WHT = WHITE	EV1 = ELECTRONIC VOLTMETER #392894	S5 = SWITCH VACUUM #1012568
TAN = TAN	F1 = FUSE 30A MAIN #1016041	S6 = SWITCH FOWARD #1012568
PNK = PINK	F2 = FUSE 25A VAC FAN #1016040	S7 = SWITCH REVERSE #1012568
YEL = YELLOW	F3 = FUSE 7.5A PUMP #1016039	S8 = SWITCH FAST #130787
PUR = PURPLE	H1 = METER HOUR #1014572	SL1 = SOLUTION SOLENOID #1016595
CB1 = CIRCUIT BREAKER 15A #1013766	M1 = MOTOR BRUSH	
CP = CHARGER PLUG #605387	M2 = MOTOR VACUUM FAN	

ELECTRICAL DIAGRAM, SINGLE DISK 43 cm



LEGEND

- | | | |
|------------------------------------|-------------------------------------|------------------------------------|
| RED = RED | CR2 = RELAY VACUUM FAN #1012216 | M2 = MOTOR VACUUM FAN |
| GRY = GRAY | CR3 = RELAY FAST #1012216 | M3 = MOTOR FAST PUMP |
| BLK = BLACK | Cr1 = CONTACT RELAY #1011086 | S1 = SWITCH SAFETY CHARGER #611005 |
| BRN = BROWN | Cr2 = CONTACT RELAY #1012216 | S2 = SWITCH KEY #1011402 |
| BLU = BLUE | Cr3 = CONTACT RELAY #1012216 | S3 = SWITCH FAST #130787 |
| TAN = TAN | EV1 = ELECTRONIC VOLTMETER #1011625 | S4 = SWITCH SCRUB/TRANS #606292 |
| YEL = YELLOW | F1 = FUSE 5A MAIN #1016029 | S5 = SWITCH VACUUM #1012568 |
| PUR = PURPLE | F2 = FUSE 25A VAC FAN #1016040 | S6 = SWITCH SCRUB #1012568 |
| CB1 = CIRCUIT BREAKER 20A #1016708 | F3 = FUSE 7.5A PUMP #1016039 | SL1 = SOLUTION SOLENOID #1016595 |
| CP = CHARGER PLUG #605387 | H1 = METER HOUR #1014572 | |
| CR1 = RELAY BRUSH #1011086 | M1 = MOTOR BRUSH | |