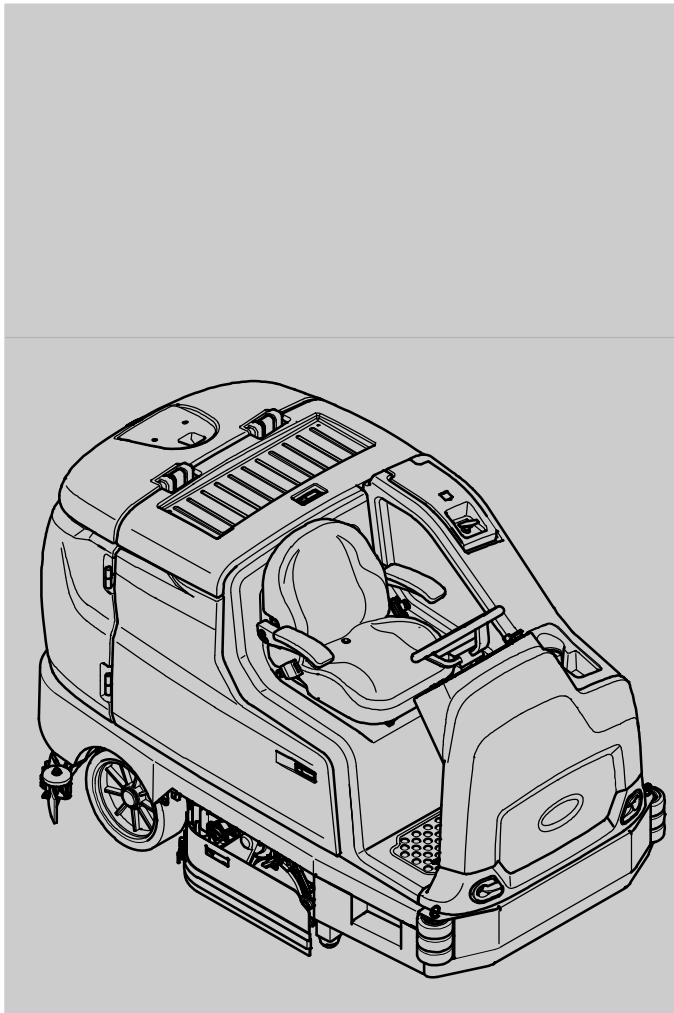




Clemas

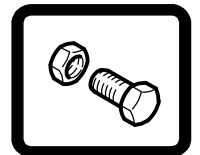
CLEANING MACHINES



T17

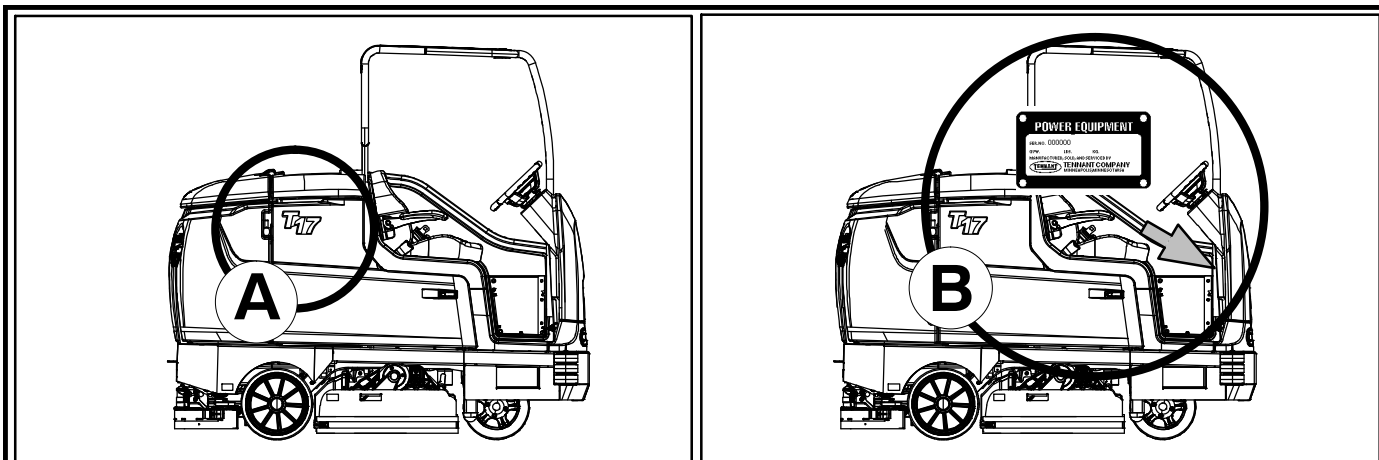
(Battery)

Rider Scrubber Parts Manual



ES[®] Extended Scrub System
TennantTrue[®] Parts
IRIS[®] a Tennant Technology
Insta-Fit[™] Adapter





Ref	Part No.	Serial Number	Description	Qty.
1	82681	(000000—)	Bracket Wldt, Lpg Mount	1
2	63810	(000000—)	Latch Assy, Lpg Tank Mtg, W/Nut	4
3	51839	(000000—)	Nut Adjustable, Lpg Tank Mtg	2
4	49263	(000000—)	Tie, Cable	3
5	82556	(000000—001039)	Bracket, Vaporizer	1
6	54930	(000000—)	Vaporizer, LPG	1

HOW TO ORDER PARTS – See diagram above

Only use TENNANT Company supplied or equivalent parts. Parts and supplies may be ordered online, by phone, by fax or by mail.

Follow the steps below to ensure prompt delivery.

1. **(A)** Identify the machine model.
2. **(B)** Identify the machine serial number from the data plate.
3. **(C)** Ensure the proper serial number is used from the parts list.
4. Identify the part number and quantity.
Do not order by page or reference numbers.
5. Provide your name, company name, customer ID number, billing and shipping address, phone number and purchase order number.
6. Provide detail shipping instructions.

(D) ▽ – Identifies an assembly
▲ – Identifies parts included in assembly

EN

Please fill out at time of installation for future reference.

Model No. – _____

Serial No. – _____

Machine Options – _____

Sales Rep. – _____

Sales Rep. phone no. – _____

Customer ID Number – _____

Installation Date – _____

Touch–N–Go, 1–STEP, Dura–Track, SmartRelease, Duramer, Insta–Fit are trademarks of Tennant Company.

Specifications and parts are subject to change without notice.

CN	<p>如何订购部件 - 参见下表</p> <p>仅使用 TENNANT 公司提供的或同等部件。部件和供应可以在线订购，通过电话、传真或邮件订购。请遵循下面的步骤确保及时交付。</p> <ol style="list-style-type: none"> 1. (A) 确定机器型号。 2. (B) 从数据标签确定机器序列号。 3. (C) 确保使用部件列表中的正确序列号。 4. 确定部件号和数量。 不要按页面或参考编号订购。 5. 提供您的姓名、公司名称、客户 ID 号、付帐和送货地址、电话号码和采购单编号。 6. 提供详细的送货说明。 <hr/> <p>(D) ▽ - 确定组件 ▲ - 确定组件中包含的组件</p>	<p>请在安装时填写供未来参考。</p> <p>型号 - _____</p> <p>序列号 - _____</p> <p>机器选项 - _____</p> <p>销售代表 - _____</p> <p>销售代表电话号码 - _____</p> <p>客户 ID 编号 - _____</p> <p>安装日期 - _____</p>
-----------	--------------------------------------------------------------------------------------------------------------------------------------------------------------------------------------------------------------------------------------------------------------------------------------------------------------------------------------------------------------------------------------------------------------------------------	------------------------------------------------------------------------------------------------------------------------------------------------------------------------------

ES	<p>CÓMO SOLICITAR PIEZAS - Consulte el diagrama anterior.</p> <p>Utilice sólo las piezas suministradas por TENNANT Company o piezas equivalentes. Puede solicitar las piezas a través de internet, por teléfono, por fax o por correo.</p> <p>Siga los siguientes pasos para que la entrega sea rápida.</p> <ol style="list-style-type: none"> 1. (A) Indique el modelo de máquina. 2. (B) Indique el número de serie de la etiqueta de datos. 3. (C) Asegúrese de que indica el número de serie correcto de la lista de piezas. 4. Indique la cantidad y el número de la pieza. No realice el pedido indicando el número de página o el de referencia. 5. Incluya su nombre, el nombre de la empresa, el ID de cliente, las direcciones de envío y facturación, el número de teléfono y el número del pedido de compra. 6. Facilite instrucciones de envío. <hr/> <p>(D) ▽ - identifica un conjunto ▲ - identifica piezas de un conjunto</p>	<p>Rellene estos datos cuando realice la instalación para utilizarlos como referencia en el futuro.</p> <p>Nº modelo - _____</p> <p>Nº serie - _____</p> <p>Opciones de la máquina - _____</p> <p>Vendedor - _____</p> <p>Nº teléfono vendedor - _____</p> <p>Nº cliente - _____</p> <p>Fecha de instalación - _____</p>
-----------	------------------------------------------------------------------------------------------------------------------------------------------------------------------------------------------------------------------------------------------------------------------------------------------------------------------------------------------------------------------------------------------------------------------------------------------------------------------------------------------------------------------------------------------------------------------------------------------------------------------------------------------------------------------------------------------------------------------------------------------------------------------------------------------------------------------------------------------------------------------------------------------------------------------------------------------------------------------------------------------------------------------------------------------------------	---------------------------------------------------------------------------------------------------------------------------------------------------------------------------------------------------------------------------------------------------------------------------------------------------------------------------------

FR	<p>COMMENT COMMANDER DES PIÈCES DÉTACHÉES - Voir le schéma ci-dessus.</p> <p>Utilisez uniquement des pièces fournies par la société TENNANT ou équivalentes. Les pièces et fournitures peuvent être commandées en ligne, par téléphone, fax, ou par courrier.</p> <p>Suivez les étapes ci-dessous pour assurer une livraison rapide.</p> <ol style="list-style-type: none"> 1. (A) Identifiez le modèle de la machine. 2. (B) Identifiez le numéro de série de la machine, à partir de l'étiquette signalétique. 3. (C) Assurez-vous que le numéro de série correct est utilisé à partir de la liste de pièces détachées. 4. Identifiez le numéro de pièce et la quantité. Ne commandez pas par page ou numéros de référence. 5. Fournissez votre nom, le nom de votre société, votre numéro d'identification de client, l'adresse de facturation et d'expédition, le numéro de téléphone et le numéro du bon de commande. 6. Fournissez des instructions d'expédition détaillées. <hr/> <p>(D) ▽ - identifie un assemblage ▲ - identifie les pièces composant l'assemblage</p>	<p>A remplir au moment de l'installation à titre de référence.</p> <p>Nº du modèle - _____</p> <p>Nº de série - _____</p> <p>Options de la machine - _____</p> <p>Agent commercial - _____</p> <p>Nº tél. de l'agent commercial - _____</p> <p>Numéro d'identification client - _____</p> <p>Date d'installation - _____</p>
-----------	------------------------------------------------------------------------------------------------------------------------------------------------------------------------------------------------------------------------------------------------------------------------------------------------------------------------------------------------------------------------------------------------------------------------------------------------------------------------------------------------------------------------------------------------------------------------------------------------------------------------------------------------------------------------------------------------------------------------------------------------------------------------------------------------------------------------------------------------------------------------------------------------------------------------------------------------------------------------------------------------------------------------------------------------------------------------------------------------------------------------------------------------------------------------------------	-------------------------------------------------------------------------------------------------------------------------------------------------------------------------------------------------------------------------------------------------------------------------------------------------------------------------------------

JP	<p>パーツの発注方法 ? 上記の図を参照してください</p> <p>TENNANT社製のパーツまたは同等品のみをお使いください。パーツやサプライ品のご注文は、オンライン、電話、FAX、または手紙でお願いいたします。確実にお届けできるように、以下の情報お知らせください。</p> <ol style="list-style-type: none"> 1. (A) 製品のモデル名をお知らせください。 2. (B) 製品のデータラベルに印刷されているシリアル番号をお知らせください。 3. (C) パーツリストを参照して、シリアル番号が正しいかご確認ください。 4. パーツ番号と数量をお知らせください。マニュアル/カタログのページ番号や参照番号でのご注文はご遠慮ください。 5. お客様のお名前、会社名、顧客ID番号、請求/発送先住所、電話番号、注文書番号をお知らせください。 6. 発送に関するご希望があれば、明記してください。 <hr/> <p>(D) ▽ - アセンブリを示します ▲ - アセンブリに含まれるパーツを示します</p>	<p>後日確認できるように、設置時に記入してください。</p> <p>モデルNo. - _____</p> <p>シリアルNo. - _____</p> <p>製品のオプション - _____</p> <p>販売代理店 - _____</p> <p>販売代理店の電話番号 - _____</p> <p>顧客ID番号 - _____</p> <p>設置日 - _____</p>
-----------	-------------------------------------------------------------------------------------------------------------------------------------------------------------------------------------------------------------------------------------------------------------------------------------------------------------------------------------------------------------------------------------------------------------------------------------------------------------------------------------------------------------------------------------------------------------------------------------------	-----------------------------------------------------------------------------------------------------------------------------------------------------------------------------------------------------

GENERAL RECOMMENDED MAINTENANCE

NA

General Recommended Maintenance Items

Ref.	Part No.	Serial Number	Description	Qty.
▽	9020270	(000000-) Service Kit [T17]	1
▲	1207086	(000000-) Blade, Front Squeegee 56.6l (Linard)	1
▲	1207087	(000000-) Blade, Rear Squeegee 60.6l (Linatex)	1
▲	1213211	(000000-) Blade, Sqge, Side, Linatex	2
▲	1037822	(000000-) Filter, Panl, Dust, 2.0 X 06.1 X 07.6	1
▲	1206370	(000000-) Hose Assy, Drain, 3.0 Id 35 L	1
▲	1207661	(000000-) Hose Assy, Rear Squeegee	1
▲	9020233	(000000-) Caster Assy, Sq, Rear, Afmkt [T17]	2
▽	9020271	(000000-) Squeegee Kit, Rear_Side, Linatex [T17]	1
▲	1207086	(000000-) Blade, Front Squeegee 56.6l (Linard)	1
▲	1207087	(000000-) Blade, Rear Squeegee 60.6l (Linatex)	1
▲	1213211	(000000-) Blade, Sqge, Side, Linatex	2
▽	9020272	(000000-) Squeegee Kit, Rear_Side, Urethane [T17]	1
▲	1208356	(000000-) Blade, Front Squeegee 56.6l (Urethane)	1
▲	1208357	(000000-) Blade, Rear Squeegee 60.6l (Urethane)	1
▲	1213266	(000000-) Blade, Sqge, Side, Ure	2
	1067452	(000000-) Bag, Vacuum, Paper [1pick=1pkg(=10pc)]	1
	16411	(000000-) Off Whites/G Acrylic12.8oz[Acm101-00171]	1
	16412	(000000-) Teal Blue S/G Enamel12.8oz[lcm101-70266]	1
	377540	(000000-) Paint, Airdry, Blk, 12oz	1
	377538	(000000-) Paint, Airdry, Gray, 12oz [Enamel]	1
	377537	(000000-) Iron Gray S/G Enamel12.8oz[lcm101-00517]	1
	361144	(000000-) Key, Ignition, Sgl	1
▽	9020237	(000000-) Belt, Kit, Cyl, Afmkt [T17]	2
▲	1204640	(000000-) Belt, Drive	1
▲	1212849	(000000-) Tool, Installation, Belt	1
	9020747*	(000000-) Oil Kit, Drive, Afmkt [M17]	1

* Requires Tennant *True* service or an authorized Tennant service provider.

SECTION 2

Contents	Page
Fig. 1 – Replacement Brushes, Scrub Head	2-2
Fig. 2 – Replacement Brushes, Side Brush and Pre-Sweep	2-4
Fig. 3 – Main Frame Group	2-6
Fig. 4 – Front Covers Group	2-8
Fig. 5 – Steering Group	2-10
Fig. 6 – Brake and Directional Pedals Group . . .	2-14
Fig. 7 – Instrument Panel Group	2-16
Fig. 8 – Seat Group	2-18
Fig. 9 – Deluxe Seat Kit	2-20
Fig. 10 – Drive Wheel Group (000000–010999) .	2-22
Fig. 11 – Drive Wheel Group (011000–) . .	2-24
Fig. 12 – Drive Wheel Electrical Group (000000–010999)	2-26
Fig. 13 – Drive Wheel Electrical Group (011000–)	2-28
Fig. 14 – Rear Wheels and Brake Group	2-30
Fig. 15 – Scrub Head Lift Group	2-32
Fig. 16 – Scrub Head and Drive Motor Group, Disk	2-34
Fig. 17 – Scrub Head Frame Group, Cylindrical .	2-36
Fig. 18 – Scrub Head Drive Motors Group, Cylindrical	2-38
Fig. 19 – Scrub Head Side Squeegee Group, Right Hand (000000–015134)	2-40
Fig. 20 – Scrub Head Side Squeegee Group, Right Hand (015135–)	2-42
Fig. 21 – Scrub Head Side Squeegee Group, Left Hand (000000–015134)	2-44
Fig. 22 – Scrub Head Side Squeegee Group, Left Hand (015135–)	2-46
Fig. 23 – Solution Tank Group	2-48
Fig. 24 – Solution Supply Group	2-50
Fig. 25 – Recovery Tank Group	2-52
Fig. 26 – Tank Drains Group	2-54
Fig. 27 – Vacuum Fans and Rear Side Door Group	2-56
Fig. 28 – Rear Squeegee Lift Group	2-58
Fig. 29 – Rear Squeegee Linkage Group	2-60
Fig. 30 – Rear Squeegee Group	2-62
Fig. 31 – Right Hand Door and Battery Cover Group	2-64
Fig. 32 – Electrical Box Group	2-66
Fig. 33 – Electrical Box Wires Group	2-68
Fig. 34 – Electrical Schematic (000000–010999)	2-70
Fig. 35 – Electrical Schematic (011000–012999)	2-76
Fig. 36 – Electrical Schematic (013000–013999)	2-82
Fig. 37 – Electrical Schematic (014000–)	2-90
Fig. 38 – Wire Harnesses Group	2-99
Fig. 39 – Label Group	2-107

Fig. 1 – Replacement Brushes, Scrub Head

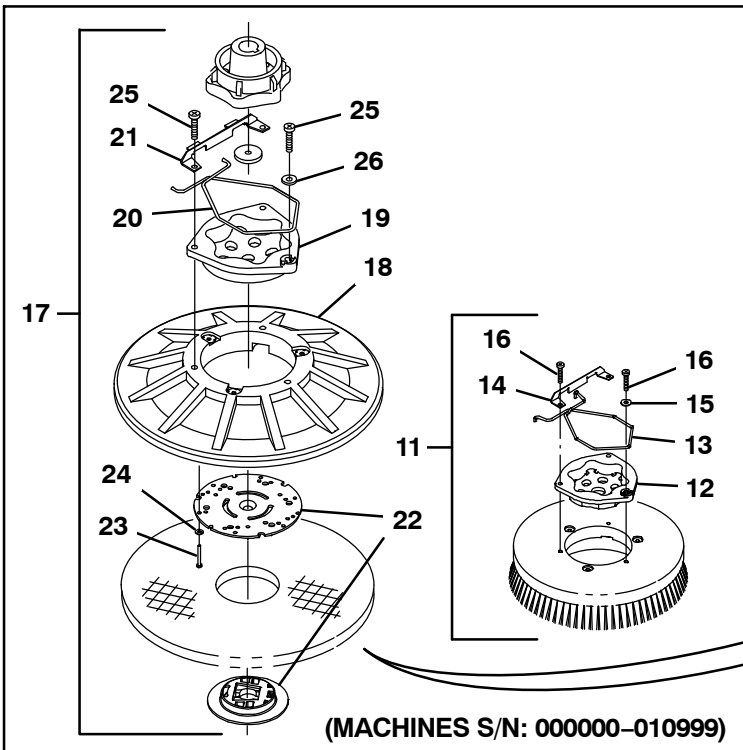
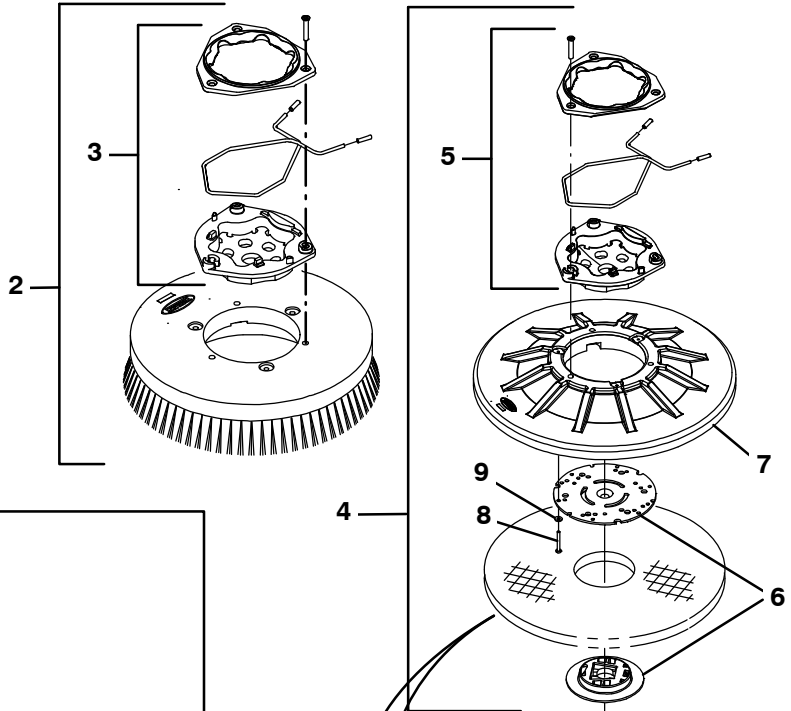
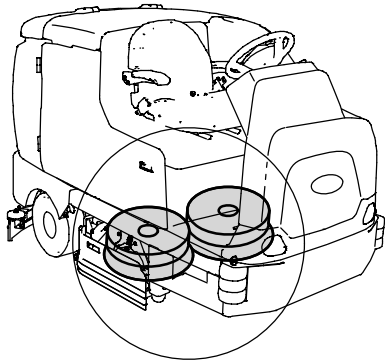
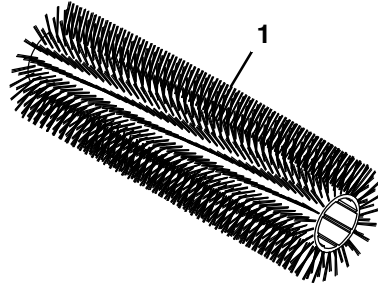



Fig. 1 – Replacement Brushes, Scrub Head

Ref.	Part No.	Serial Number	Description	Qty.
	1	386230	(000000–) Brush, Scrub, 39l, 20sr, Polypropylene, Spiral	2
	1	386240	(000000–) Brush, Scrub, 39l, 20sr, Super Abrasive, Spiral	2
	1	386250	(000000–) Brush, Scrub, 39l, 20sr, Nylon, Spiral	2
▽	2	1220193	(011000–) Brush Assy, Disk, Scb, 20.0d, Nylon	2
▲	3	9014666	(011000–) Brush Kit, Hub Assy, Drive, Ci [Uhmw]	1
▽	2	1220192	(011000–) Brush Assy, Disk, Scb, 20.0d, Polypropylene	2
▲	3	9014666	(011000–) Brush Kit, Hub Assy, Drive, Ci [Uhmw]	1
▽	2	1220194	(011000–) Brush Assy, Disk, Scb, 20.0d, Super Abrasive	2
▲	3	9014666	(011000–) Brush Kit, Hub Assy, Drive, Ci [Uhmw]	1
▽	4	1220201	(011000–) Driver Assy, Pad, 20.0d	2
▲	5	9014666	(011000–) Brush Kit, Hub Assy, Drive, Ci [Uhmw]	1
▲	6	370095	(011000–) Device, Centering, Clip On, TI [Gf Pp]	1
▲	7	397980	(011000–) Disk, Driver, Pad, W/ Face, 20.0d	1
▲	8	09198	(011000–) Screw, Pan, Phl, M4 X 0.70 X 35, Ss	3
▲	9	41579	(011000–) Washer, Flat, 08, Ss	3
	10	17260	(000000–) Pad, Polish, 20.0d, White [1 Pick = 1 Pad]	2
	10	17261	(000000–) Pad, Buff, 20.0d, Red [1 Pick = 1 Pad]	2
	10	17262	(000000–) Pad, Scrub, 20.0d, Blue [1 Pick = 1 Pad]	2
	10	17263	(000000–) Pad, Stripping, 20.0d, Brown [1 Pick = 1 Pad]	2
	10	370094	(000000–) Pad, Stripping, 20.0D, Black [High Prod][1 Pick = 1 Pad]	2
	10	1051030	(000000–) Pad, Surf Prep, 20.0D Maroon, [1Pick=1Pad]	2
▽	11	14967	(000000–010999) Brush Assy, Disk, Scrub, 20.0 D, Nylon	2
▲	12	15539	(000000–010999) Adaptor, Brush	1
▲	13	14838	(000000–010999) Spring, Wir, 0.16d, Brush Retaining	1
▲	14	24299	(000000–010999) Bracket, Retainer, Spring	1
▲	15	01684	(000000–010999) Washer, Flt, .25 Ss	1
▲	16	32746	(000000–010999) Screw, Pan, M06 X 1.0 X 35, Ss	3
▽	11	14953	(000000–010999) Brush Assy, Disk, Scrub, 20.0 D, Polypropylene	2
▲	12	15539	(000000–010999) Adaptor, Brush	1
▲	13	14838	(000000–010999) Spring, Wir, 0.16d, Brush Retaining	1
▲	14	24299	(000000–010999) Bracket, Retainer, Spring	1
▲	15	01684	(000000–010999) Washer, Flt, .25 Ss	1
▲	16	32746	(000000–010999) Screw, Pan, M06 X 1.0 X 35, Ss	3
▽	11	378951	(000000–010999) Brush Assy, Disk, Scrub, 20.0 D, Super Abrasive	2
▲	12	15539	(000000–010999) Adaptor, Brush	1
▲	13	14838	(000000–010999) Spring, Wir, 0.16d, Brush Retaining	1
▲	14	24299	(000000–010999) Bracket, Retainer, Spring	1
▲	15	01684	(000000–010999) Washer, Flt, .25 Ss	1
▲	16	32746	(000000–010999) Screw, Pan, M06 X 1.0 X 35, Ss	3
▽	17	397920	(000000–010999) Driver Assy, Pad, 20.0D	2
▲	18	370080	(000000–010999) Disk, Pad Drive, W/ Face, 20d	1
▲	19	15539	(000000–010999) Adaptor, Brush	1
▲	20	14838	(000000–010999) Spring, Wir, 0.16d, Brush Retaining	1
▲	21	24299	(000000–010999) Bracket, Retainer, Spring	1
▲	22	370090	(000000–010999) Device, Centering	1
▲	23	09198	(000000–010999) Screw, Pan, M04 X 0.7 X 35, Ss	3
▲	24	41579	(000000–010999) Washer, Flt, #08 Ss	3
▲	25	32746	(000000–010999) Screw, Pan, M06 X 1.0 X 35, Ss	3
▲	26	01684	(000000–010999) Washer, Flt, .25 Ss	1

STANDARD PARTS

Fig. 2 – Replacement Brushes, Side Brush and Pre-Sweep

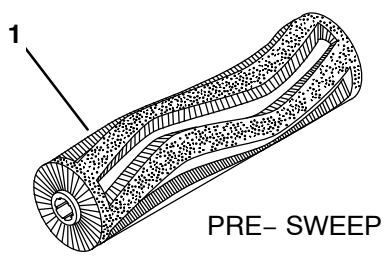
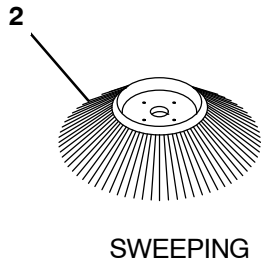

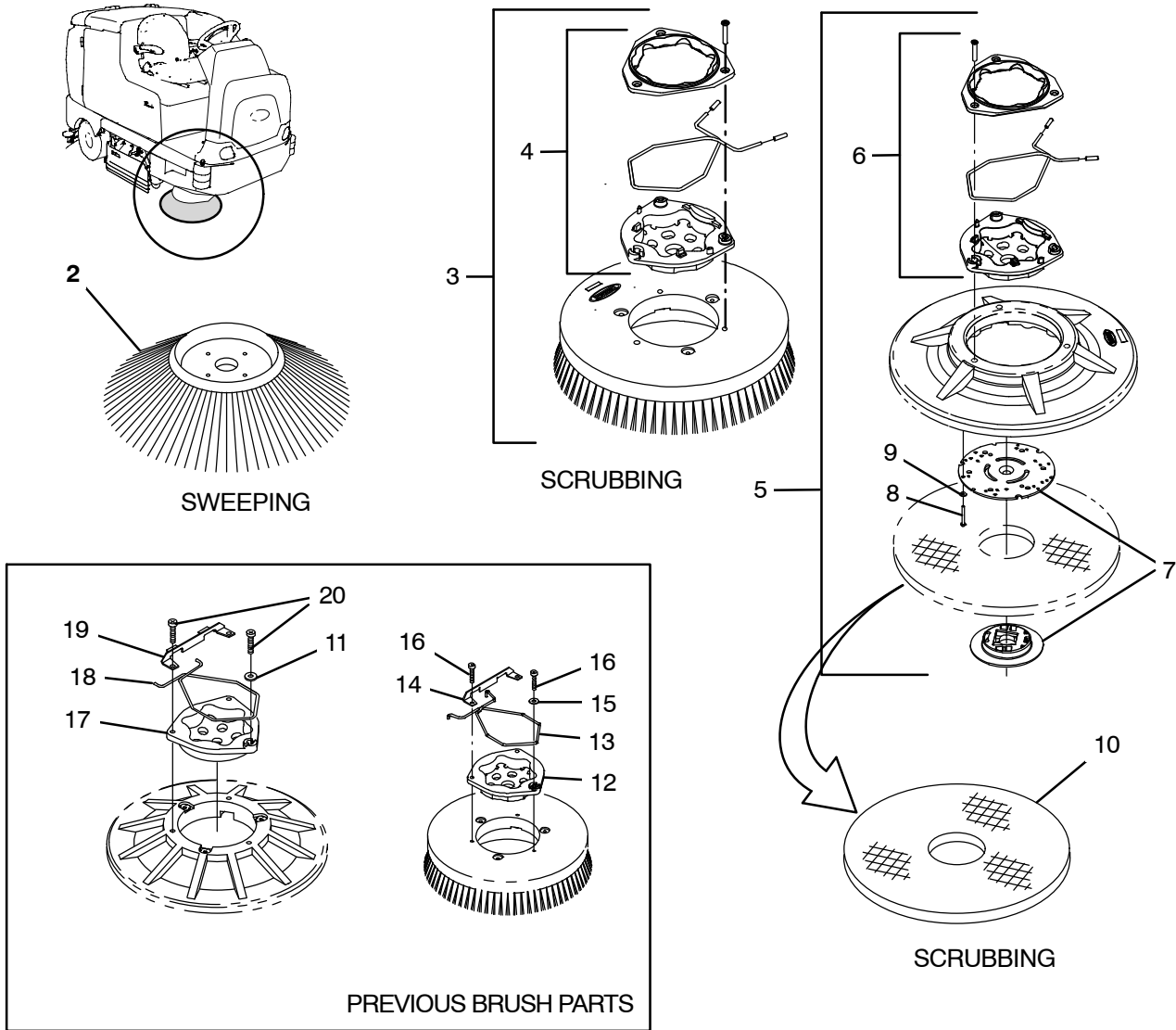
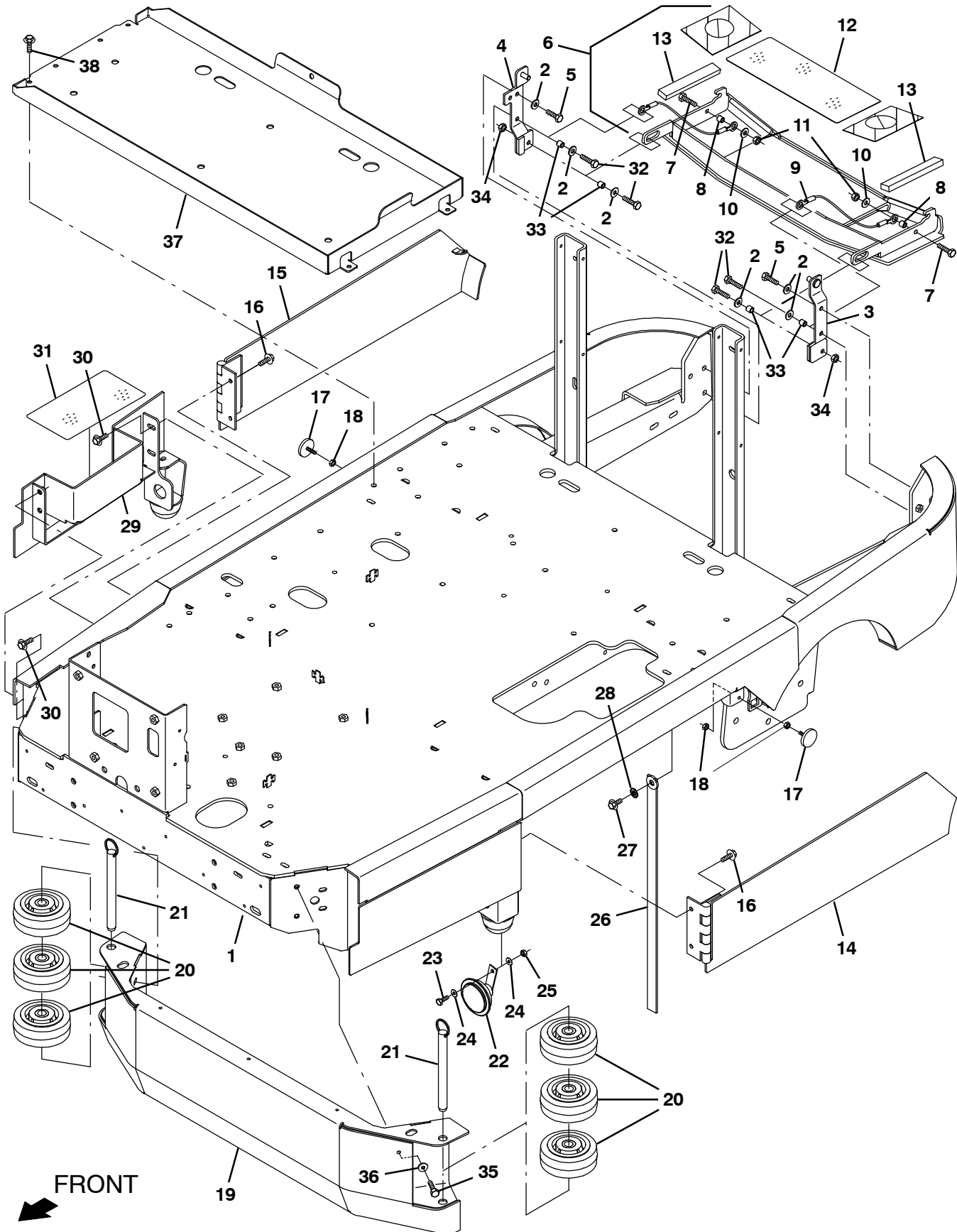


Fig. 2 – Replacement Brushes, Side Brush and Pre-Sweep

Ref.	Part No.	Serial Number	Description	Qty.
	1	1211934	(000000–) Brush, Sweep, 28L, Wedge, Polypropylene, Spiral	1
	2	87419	(000000–) Brush, Disk, Sweep, 19.0D, Polypropylene	2
▽	3	1221543	(000000–) Brush Assy, Disk, Scb, 16.0d, Super Abrasive	1
▲	4	9014662	(000000–) Brush Kit, Hub Assy, Drive, Ci [Hdpe In]	1
▽	3	1220235	(000000–) Brush Assy, Disk, Scb, 16.0d, Nylon	1
▲	4	9014662	(000000–) Brush Kit, Hub Assy, Drive, Ci [Hdpe In]	1
▽	3	1220241	(000000–) Brush Assy, Disk, Scb, 16.0d, Polypropylene	1
▲	4	9014662	(000000–) Brush Kit, Hub Assy, Drive, Ci [Hdpe In]	1
▽	3	1220236	(000000–) Brush Assy, Disk, Scb, 16.0d, Heavy Duty Polypropylene	1
▲	4	9014662	(000000–) Brush Kit, Hub Assy, Drive, Ci [Hdpe In]	1
▽	5	1220244	(000000–) Driver Assy, Pad, 16.0d	1
▲	6	9014664	(000000–) Brush Kit, Hub Assy, Drive, Ci [Hdpe]	1
▲	7	370095	(000000–) Device, Centering, Clip On, TI [Gf Pp]	1
▲	8	09198	(000000–) Screw, Pan, Phl, M4 X 0.70 X 35, Ss	3
▲	9	41579	(000000–) Washer, Flat, 08, Ss	3
	10	63248-1	(000000–) Pad, Stripping, 16.0d, Brown [1 Pick = 1 Pad]	1
	10	63248-2	(000000–) Pad, Scrub, 16.0d, Blue [1 Pick = 1 Pad]	1
	10	63248-3	(000000–) Pad, Buff, 16.0d, Red [1 Pick = 1 Pad]	1
	10	63248-4	(000000–) Pad, Polish, 16.0d, White [1 Pick = 1 Pad]	1
	10	370092	(000000–) Pad, Stripping, 16.0d, Black [High Prod] [1 Pick = 1 Pad]	1
	10	1051027	(000000–) Pad, Surf Prep, 16.0d, Maroon [1pick=1pad]	1
	11	01684	(000000–) Washer, Flt, .25 Ss	1
	12	1017368	(000000–) Hub, Drive, Brush, Disk, 3 Hole 5.8Bc	1
	13	14838	(000000–) Spring, Wir, 0.16d, Brush Retaining	1
	14	24299	(000000–) Bracket, Retainer, Spring	1
	15	01684	(000000–) Washer, Flt, .25 Ss	1
	16	32746	(000000–) Screw, Pan, M06 X 1.0 X 35, Ss	3
	17	15539	(000000–) Adaptor, Brush	1
	18	14838	(000000–) Spring, Wir, 0.16d, Brush Retaining	1
	19	24299	(000000–) Bracket, Retainer, Spring	1
	20	32746	(000000–) Screw, Pan, M06 X 1.0 X 35, Ss	3
		1042504	(000000–) Brush Assy, Disk, Scrub, 16.0D, Super Abrasive (Replaced by 1221543)	1
		1042499	(000000–) Brush Assy, Disk, Scrub, 16.0D, Nylon (Replaced by 1220235)	1
		30241	(000000–) Brush Assy, Disk, Scrub, 16.0 D, Polypropylene (Replaced by 1220241)	1
		1042500	(000000–) Brush Assy, Disk, Scrub, 16.0D, Heavy Duty Polypropylene (Replaced by 1220236)	1
		397916	(000000–) Driver Assy, Pad, 16D (Replaced by 1220199)	1

Fig. 3 - Main Frame Group



FRONT
➔

Fig. 3 – Main Frame Group

Ref.	Part No.	Serial Number	Description	Qty.	
1	1205154	(000000–010999)	Frame Wldt, Main [T17]	1	
1	1221285	(011000–012999)	Frame Wldt, Main [T17]	1	
1	1239252	(013000–)	Frame Wldt, Main [T17]	1	
2	01685	(000000–)	Washer, Flat, 0.38b 0.88d .08, Ss	8	
3	1208363	(000000–)	Bracket Wldt, Lh, Mtg, Door	1	
4	1208364	(000000–)	Bracket Wldt, Rh, Mtg, Door	1	
5	09011	(000000–)	Screw, Hex, M8 X 1.25 X 30, Ss	2	
▽	6	9020273	(000000–)	Bumper Kit, Rear, Afmkt [T17]	1
▲	7	09023	(000000–)	Screw, Hex, M8 X 1.25 X 35, Fl, Ss	2
▲	8	222516	(000000–)	Sleeve, P/m 0.32B 0.50D 0.3L [430Ss]	2
▲	9	87172	(000000–)	Cable, Glv .13d 010.0l .52eye /.52eye	2
▲	10	01685	(000000–)	Washer, Flat, 0.38b 0.88d .08, Ss	2
▲	11	08713	(000000–)	Nut, Hex, Lock, M8 X 1.25, NI, Ss	2
▲	12	1210711	(000000–)	Tread, Non–Skid–Step, 5.5w 13.8l	1
▲	13	1212350	(000000–)	Bumper, Strip. 1.0	2
14	1205863	(000000–)	Door Wldt, Brush, Lh	1	
15	1205864	(000000–)	Door Wldt, Brush, Rh	1	
16	1037346	(000000–)	Screw, Hex, M8 X 1.25 X 25, 9.8, Sems	4	
17	1202779	(000000–)	Magnet, Latch, Brush Door	2	
18	19312	(000000–)	Nut, Hex, Std, .25–20	4	
19	1205257	(000000–)	Channel Wldt, Bumper	1	
20	1052962	(000000–)	Wheel, 05.0d 2.00w 0.75b, Gray, W/ Bshg	6	
21	1206367	(000000–)	Pin, Hitch, .750d X 7.00l, PI	2	
22	1057780	(000000–)	Horn, 36vdc, 110dba	1	
23	08716	(000000–)	Screw, Hex, M6 X 1.00 X 20, Ss	1	
24	01684	(000000–)	Washer, Flat, 0.27b 0.69d .05, Ss	2	
25	08712	(000000–)	Nut, Hex, Lock, M6 X 1.00, NI, Ss	1	
26	71579	(000000–)	Strap, Static, W/Grommet, .19 1.1w 25.0l	1	
27	763045	(000000–)	Screw, Hex, M8 X 1.25 X 20, Fmg	1	
28	41141	(000000–)	Washer, Lock, Int–Ext, 0.31	1	
29	1205048	(000000–010999)	Panel Wldt, Cover, Brush	1	
29	1225506	(011000–)	Panel Wldt, Cover, Brush	1	
30	1020341	(000000–)	Screw, Hex, M8 X 1.25 X 20, Ss, Sems	5	
31	1212248	(000000–)	Tread, Non–Skid–Step, 3.75W 8.5L, Sba	1	
32	09023	(000000–)	Screw, Hex, M8 X 1.25 X 35, Fl, Ss	4	
33	222516	(000000–)	Sleeve, P/m 0.32B 0.50D 0.3L [430Ss]	4	
34	08713	(000000–)	Nut, Hex, Lock, M8 X 1.25, NI, Ss	2	
35	09010	(000000–)	Screw, Hex, M8 X 1.25 X 25, Ss	4	
36	1017218	(000000–)	Washer, flat, 0.32B 1.00D .12, Ss	4	
37	1238848	(013000–)	Tray Wldt, Battery	1	
38	1037354	(013000–)	Screw, Hex, M8 X 1.25 X 30, 9.8, Sems	4	

Fig. 4 - Front Covers Group

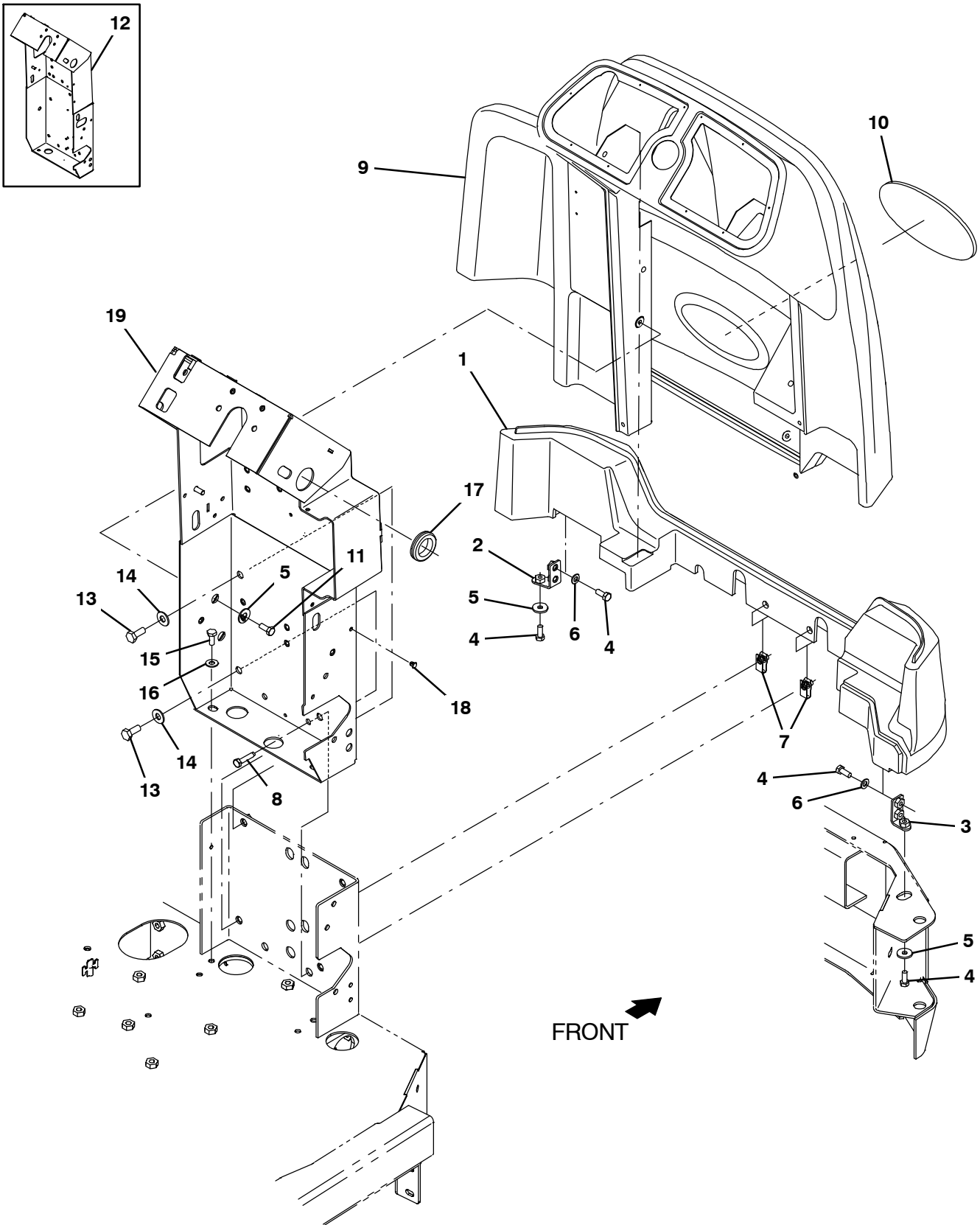


Fig. 4 – Front Covers Group

Ref.	Part No.	Serial Number	Description	Qty.	
1	1204732	(000000–) Platform, Oprtr, Front	1	
2	1208188	(000000–) Bracket Wldt, Mtg, Platform, Front	1	
3	1209246	(000000–) Bracket Wldt, Mtg, Platform, Front, Rh	1	
4	16931	(000000–) Screw, Hex, M8 X 1.25 X 20, 8.8	6	
5	1017218	(000000–) Washer, Flat, 0.32b 1.00d .12, Ss	6	
6	39349	(000000–) Washer, Flat, 0.31, Sae	4	
7	1208045	(000000–) Nut, U, M8 X 1.25 4–7 Thk	2	
8	1037355	(000000–) Screw, Hex, M8 X 1.25 X 35, 9.8, Sems	2	
▽	9	9020216	(000000–) Shroud, Front, Afrmkt [T17]	1
▲	10	1204077	(000000–) Nameplate, Tennant, Domed	1
11	09740	(000000–) Screw, Hex, M8 X 1.25 X 20, Ss	4	
12	1205397	(000000–010999) Channel Wldt, Steering	1	
13	39283	(000000–) Screw, Hex, M10 X 1.50 X 25, 8.8	5	
14	32492	(000000–) Washer, Flat, 0.38, Std	5	
15	09010	(000000–) Screw, Hex, M8 X 1.25 X 25, Ss	1	
16	32485	(000000–) Washer, Flat, 0.38, Sae	2	
17	04051	(000000–) Grommet, Rbr, 1.31id, F/1.6h, .12 Matl	1	
18	1202868	(000000–) Clip, Tie, 0.25d, Plstc	6	
19	1218213	(011000–) Channel Wldt, Sppt, Steering	1	

Fig. 5 - Steering Group

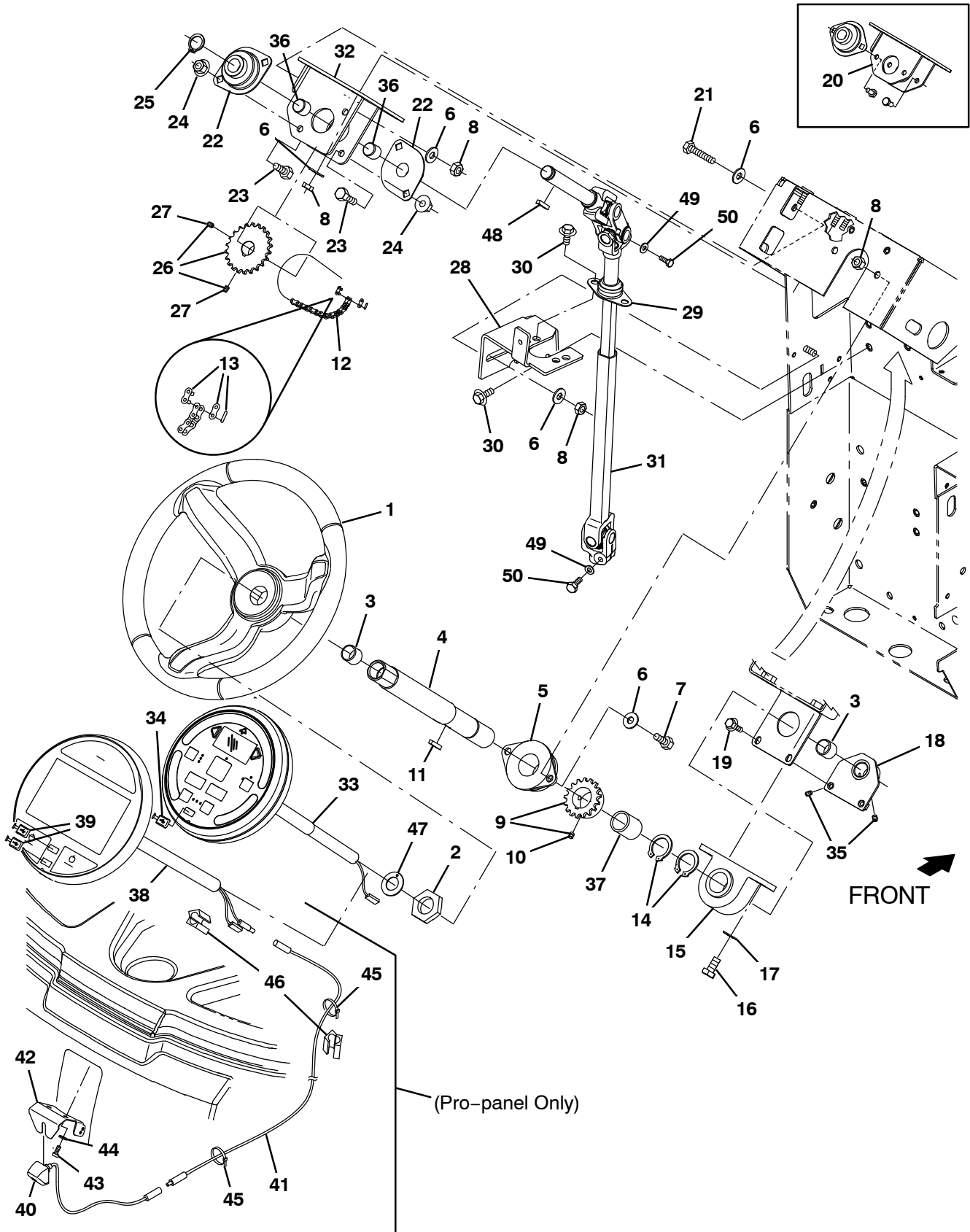


Fig. 5 - Steering Group

Ref.	Part No.	Serial Number	Description	Qty.	
1	1056412	(000000-)	Wheel, Steering, 14.4d	1	
2	1059073	(000000-)	Nut, Hex, Jam, 1.12-12	1	
3	1057785	(000000-)	Bearing, Journal, 0.75b 0.88d 0.75l	2	
4	1208612	(000000-010999)	Tube, Column, Steering	1	
4	1224341	(011000-)	Tube, Column, Steering	1	
5	1057043	(000000-)	Bearing, Flng, 2hole, 1.25b	1	
6	32491	(000000-)	Washer, Flat, 0.31, Std	8	
7	16931	(000000-)	Screw, Hex, M8 X 1.25 X 20, 8.8	8	
8	08709	(000000-)	Nut, Hex, Lock, M8 X 1.25, NI	5	
▽	9010942	(000000-010999)	Sprocket Kit, 1.12B, Afmkt [T12]	1	
▲	9	1053825	(000000-010999)	Sprocket, Steering, 1.12B	1
▲	10	09162	(000000-010999)	Screw, Set, M6 X 1.00 X 8, NI	2
▽	9014999	(011000-)	Sprocket Kit, 1.12B, Afmkt [T17/M17]	1	
▲	9	1224700	(011000-)	Sprocket, Steering, 1.12B	1
▲	10	1224893	(011000-)	Screw, Set, M8 X 1.25 X 8, Lock	1
11	00912	(000000-)	Key, Sq, 0.19 X 0.19, 1.00l	1	
12	1073181	(000000-)	Chain, Rlr, 35 X 41 Pitches	1	
13	14799	(000000-)	Link, Chain, Rlr, 35	1	
14	70651	(000000-010999)	Ring, Retaining, Ext, 1.12d	1	
14	70651	(011000-)	Ring, Retaining, Ext, 1.12d	2	
15	1054654	(000000-)	Bearing, Pillowblock, 1.12b	1	
16	06961	(000000-)	Screw, Hex, M10 X 1.5	2	
17	32485	(000000-)	Washer, Flat, 0.38, Sae	2	
18	1208625	(000000-)	Plate Wldt, Brg	1	
19	1034731	(000000-)	Screw, Hex, M6 X 1.00 X 16, Ss, Sems	2	
20	1057572	(000000-014649)	Plate Wldt, Sppt, Brg (Only used with old Power Steering Motors)	1	
21	222505	(000000-)	Screw, Hex, M8 X 1.25 X 45, Ss	1	
22	1057554	(000000-)	Bearing, Flng, 2hole, 0.75b	2	
23	16735	(000000-)	Screw, Hex, M8 X 1.25 X 16, 8.8	4	
24	07791	(000000-)	Nut, Hex, Flng, M8 X 1.25	4	
25	26428	(000000-)	Ring, Retaining, Ext, 0.75d, Hd	1	
▽	9010943	(000000-010999)	Sprocket Kit, 0.75B, Afmkt [T12]	1	
▲	26	1057171	(000000-010999)	Sprocket, Steering, 0.75B	2
▲	27	09162	(000000-010999)	Screw, Set, M6 X 1.00 X 8, NI	2
▽	9014998	(011000-)	Sprocket Kit, 0.75B, Afmkt [T17/M17]	1	
▲	26	1224699	(011000-)	Sprocket, Steering, 0.75B	2
▲	27	1224893	(011000-)	Screw, Set, M6 X 1.00 X 8, NI	2
28	1205296	(000000-010999)	Bracket, Brg	1	
28	1225503	(011000-)	Bracket, Brg	1	
29	223065	(000000-)	Bearing, Flng, 2hole, 0.75b [Nyl]	1	
30	1020341	(000000-)	Screw, Hex, M8 X 1.25 X 20, Ss, Sems	4	
31	1265160	(000000-)	Shaft Assy, Steering	1	
32	1256311	(014650-)	Bracket Wldt, Mtg, Bearing, Steering	1	
33	9015635	(000000-)	Panel Kit, Pod, Afmkt [Std, T20]	1	
34	1225119	(013000-)	Cap, Usb, Universal	1	
35	09162	(000000-)	Screw, Set, M6 X 1.00 X 8, NI	2	
36	1226141	(011000-)	Sleeve, P/M, 0.75B 0.88D 0.6L [841Brz]	2	
37	1224454	(011000-)	Sleeve, P/M, 1.13B 1.38D 1.0L	1	

Fig. 5 – Steering Group

	Ref.	Part No.	Serial Number	Description	Qty.
▽	38	9015633	(013000–) Panel Kit, Pod, Afmkt [Pro, M20/M30/T20](Pro–panel Only)	1
▲	39	1225119	(013000–) Cap, Usb, Universal (Pro–panel Only)	2
	40	1218851	(013000–) Camera, Color, Fixed (Pro–panel Only)	1
	41	1218852	(013000–) Cable, Camera, 197.0L [Hvs] (Pro–panel Only)	1
	42	1219037	(013000–) Bracket, Mount, Camera (Pro–panel Only)	1
	43	360973	(013000–) Screw, Pan, Phl, 12–16 X 0.50, F/Plstc (Pro–panel Only)	2
	44	19066	(013000–) Washer, flat, 0.25B 0.56D .05, PI, 10 (Pro–panel Only)	2
	45	763114	(013000–) Tie, Cable, 11.3L, 2.75D Max (Pro–panel Only)	6
	46	1040049	(013000–) Inductor, 32.0mml [Ferrite 0–300mhz] (Pro–panel Only)	2
	47	04846	(000000–) Washer, Thrust, 0.79b 1.42d 0.06[Garlok]	1
	48	00912	(000000–010999) Key, Sq, 0.19 X 0.19, 1.00l	1
	48	00911	(011000–) Key, Sq, 0.19 X 0.19, 0.75l	1
	49	39349	(000000–) Washer, Flat, 0.31, Sae	2
	50	39277	(000000–) Screw, Hex, M8 X 1.25 X 25, 8.8	2

Fig. 6 – Brake and Directional Pedals Group

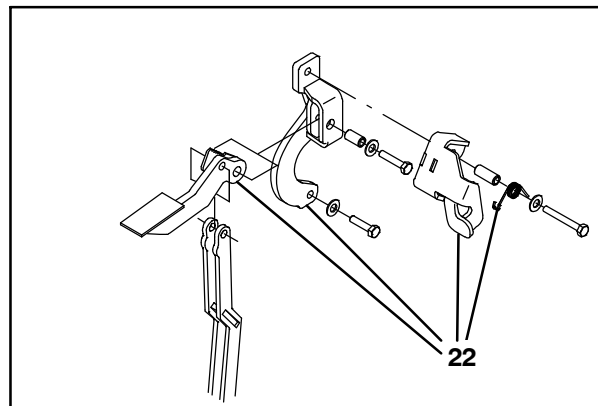
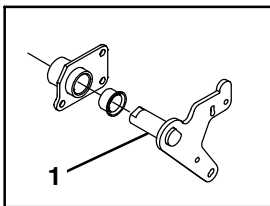
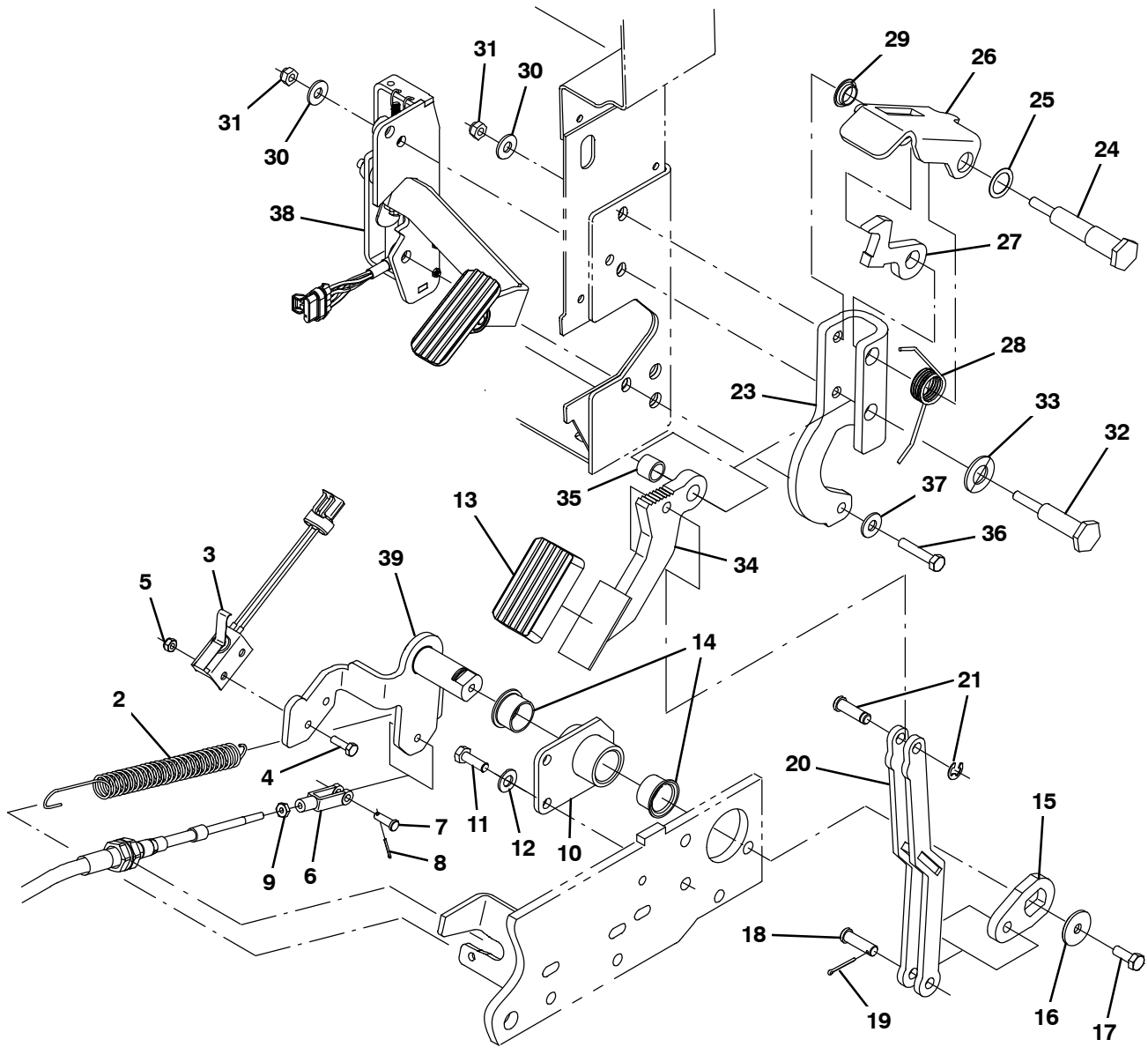


Fig. 6 – Brake and Directional Pedals Group

Ref.	Part No.	Serial Number	Description	Qty.
1	1207177	(000000-010999)	Shaft Wldt, Pivot, Front	1
2	1213461	(000000-)	Spring, Tens, .75Od X .08S 7.0L	1
3	1212400	(000000-)	Switch, Snap, 15a Nc	1
4	15678	(000000-)	Screw, Hex, M6 X 1.00 X 16, Ss	2
5	08712	(000000-)	Nut, Hex, Lock, M6 X 1.00, NI, Ss	2
6	14595-1	(000000-)	Clevis, Adj, 0.25pin, 0.25-28 Rh, PI	1
7	605070	(000000-)	Pin, Clevis, 0.25d X 0.79l	1
8	08178	(000000-)	Pin, Cotter, .062 X 0.75	1
9	32899	(000000-)	Nut, Hex, Jam, .25-28	1
10	1209015	(000000-010999)	Bracket Wldt, Support, Brake	1
10	1218580	(011000-)	Bracket Wldt, Support, Brake	1
11	09010	(000000-010999)	Screw, Hex, M8 X 1.25 X 25, Ss	3
11	09011	(011000-)	Screw, Hex, M8 X 1.25 X 30, Ss	3
12	01685	(000000-)	Washer, Flat, 0.38b 0.88d .08, Ss	3
13	1207654	(000000-)	Pad, Pedal, Brake, 2.79l 1.84w .75t	1
14	56166	(000000-)	Bushing, Flng, 1.00b 1.13d 0.75l	2
15	1207174	(000000-010999)	Bracket, Brake, Front	1
15	1218579	(011000-)	Bracket, Brake, Front	1
16	1016331	(000000-)	Washer, Flat, 0.34b 1.25d .11, Ss	1
17	09740	(000000-)	Screw, Hex, M8 X 1.25 X 20, Ss	1
18	46657	(000000-)	Pin, Clevis, 0.37d X 1.25l	1
19	08179	(000000-)	Pin, Cotter, .094 X 1.00	1
20	1207566	(000000-)	Link Wldt, Brake	1
21	1207981	(000000-)	Pin, Clevis, Grvd, 0.38d X 1.25l	1
22	9016734	(000000-011777)	Brake Kit, Replmt, Afmkt[T17/M17]	1
23	1236066	(011778-)	Bracket, Mtg, Pedal, Painted	1
24	1234792	(011778-)	Pin, Spindle, Spring	1
25	630358	(011778-)	Washer, Flat, 0.75b 1.00d .03, Nyl	1
26	1230885	(011778-)	Pedal, Window	1
27	1230821	(011778-)	Stop, Lock, Pedal	1
28	1234554	(011778-)	Spring, Torsion, Brake	1
29	04843	(011778-)	Bushing, Flng, 0.63b 0.72d 0.25l	1
30	32491	(011778-)	Washer, Flat, 0.31, Std	2
31	08709	(011778-)	Nut, Hex, Lock, M8 X 1.25, NI	2
32	1234789	(011778-)	Pin, Mtg, M8 X 1.25 Thrld	1
33	15331	(011778-)	Washer, Flat, 0.62, Sae	1
34	1229005	(011778-)	Plate Wldt, Shaft, Pedal	1
35	830207	(011778-)	Sleeve, 0.65b 0.87d 0.6l, PI	1
36	09026	(011778-)	Screw, Hex, M8 X 1.25 X 40, Ss	1
37	32491	(011778-)	Washer, Flat, 0.31, Std	1
38	1209411	(000000-)	Pedal Assy, Accelerator, W/O Brake [T17]	1
39	1217475	(000000-)	Shaft Wldt, Pivot, Front	1

Fig. 7 – Instrument Panel Group

Ref.	Part No.	Serial Number	Description	Qty.	
1	222290	(000000–)	Diode, Ele, Plug	1	
2	1206546	(000000–010999)	Bracket, Ele, Cb	1	
3	1208411	(000000–010999)	Label, Circuit Breaker	1	
4	1052726	(000000–)	Alarm, 9–48vdc, 95 Db(A) [Ec–H20]	1	
5	1020341	(000000–)	Screw, Hex, M8 X 1.25 X 20, Ss, Sems	1	
6	41141	(000000–)	Washer, Lock, Int–Ext, 0.31	1	
7	1201534	(000000–012999)	Panel, Console, Lh	1	
8	1204170	(000000–012999)	Label, Opertnl, Console, Lh	1	
9	1011735	(000000–)	Switch, Safety, Shutoff	1	
10	1058679	(000000–)	Switch, Rocker, Dpdt, On / None / On	1	
▽	11	361076	(000000–)	Switch, Ignition [Merit Gmbh]	1
▲		361144	(000000–)	Key, Ignition, Sgl	1
	12	1075003	(000000–)	Keychain, Rectangle, Parts & Service	1
	13	140825	(000000–)	Screw, Pan, Phl, 06 X 0.50, Fmg/Ab, Blk	10
	14	1208185	(000000–)	Panel, Console, Rh	1
	15	1252251	(000000–)	Label, Opertnl, Console, Rh [2–Switch]	1
	16	398501	(000000–)	Plug, Hole, Rt, Rocker Switch, .87 X 1.7	4
	17	9020225	(000000–)	Panel, Access, Na, Afmkt [T17]	1
	17	9020227	(000000–)	Panel, Access, Tj, Afmkt [T17]	1
	18	1208187	(000000–)	Handle, Panel	1
	19	1045525	(000000–)	Screw, Pan, Phl, M6 X 1.00 X 12, Blk	4
	20	1069322	(000000–)	Washer, Flat, 0.25, Sae, Blk	4
	21	1217573	(011000–)	Bracket, Ele, Circuitbreaker	1
	22	1218920	(011000–)	Label, Circuitbreaker, Steering	1
	23	1236430	(013000–)	Panel, Console, Lh	1
	24	1238870	(013000–)	Label, Opertnl, Console, Lh	1
	25	398501	(013000–)	Plug, Hole, Rt, Rocker Switch, .87 X 1.7	2

Fig. 8 – Seat Group

Ref.	Part No.	Serial Number	Description	Qty.
1	1207922	(000000–) Bracket Wldt, Sppt, Tank	1
2	223163	(000000–) Screw, Hex, M8 X 1.25 X 30, 8.8, NI	2
3	1017218	(000000–) Washer, Flat, 0.32b 1.00d .12, Ss	2
4	1020341	(000000–) Screw, Hex, M8 X 1.25 X 20, Ss, Sems	11
5	1239681	(000000–) Angle, Sppt, Seat	2
6	1206785	(000000–) Plate Wldt, Mtg, Platform	1
7	1212415	(000000–) Platform Set, Oprtr [T17]	1
8	1205073	(000000–) Plate, Mtg	1
9	1037355	(000000–) Screw, Hex, M8 X 1.25 X 35, 9.8, Sems	2
10	1201894	(000000–) Seat, Std [Milsco]	1
11	1077071	(000000–) Track, Locking, 12.5l, No Stud W/Handle	1
12	1077067	(000000–) Track, N–Lkg, Seat, 12.5l, No Stud	1
13	1051052	(000000–) Spacer, Rnd, .38b .88d .38l	4
14	49177	(000000–) Screw, Pan, Phl, .31–18 X 1.00, G2	4
15	1048955	(000000–) Switch, Seat, No [Delta 6440–04]	1
16	01685	(000000–) Washer, Flat, 0.38b 0.88d .08, Ss	4
17	41437	(000000–) Nut, Hex, Lock, .31–18, NI, Ss	4
18	1209194	(000000–) Angle, Latch	1
19	06942	(000000–) Screw, Hex, M6 X 1.00 X 16, 8.8	1
20	32483	(000000–) Washer, Flat, 0.25, Sae	1
21	1077073	(000000–) Nut, Push, Bolt Retention, Stl,5/16 Thrd	4
22	76955	(000000–) Screw, Hex, .31–18 X 1.00, G5	4

Fig. 9 - Deluxe Seat Kit

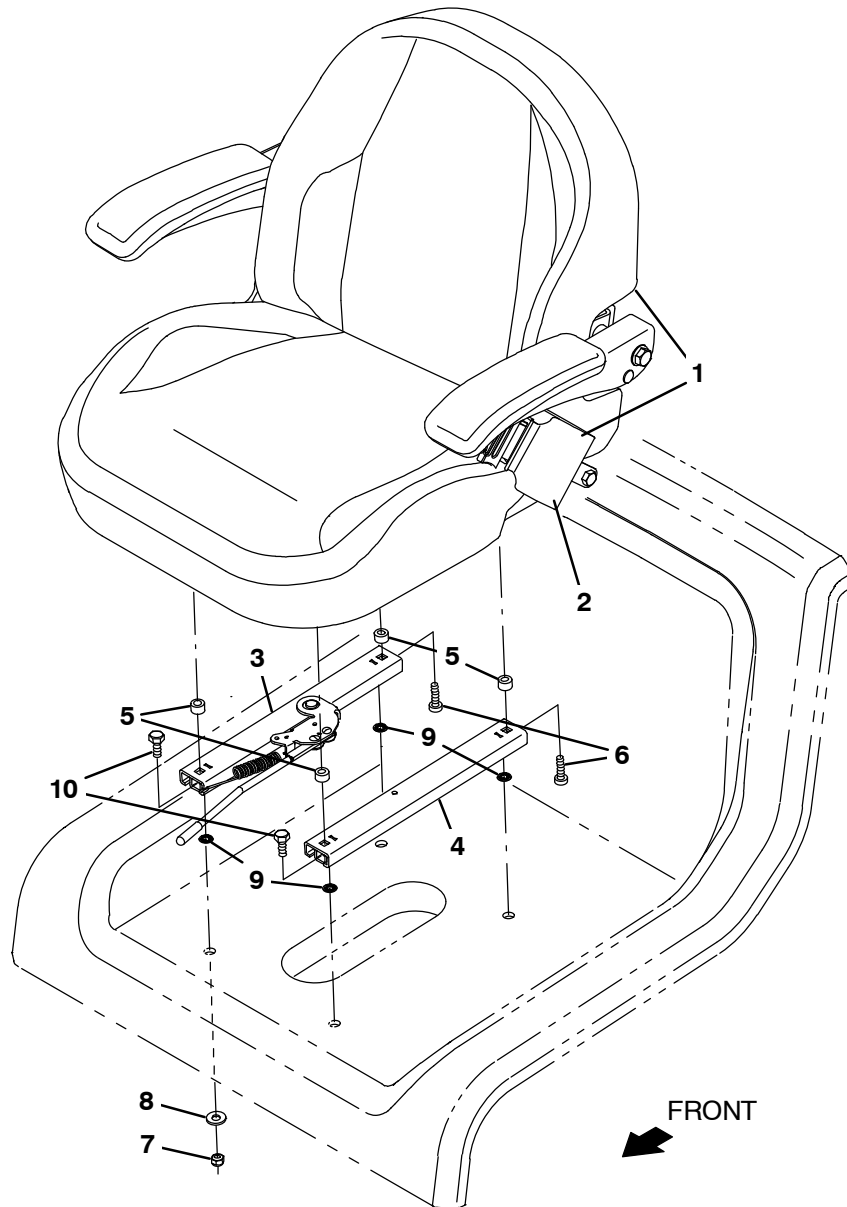


Fig. 9 – Deluxe Seat Kit

	Ref.	Part No.	Serial Number	Description	Qty.
▽		9020103	(000000–) Seat Kit, Deluxe, Ci [T17]	1
▲▽	1	1201428	(000000–) Seat, Dlx, W/ Armrests & Seatbelt	1
▲▲	2	1248442	(000000–) Seatbelt, Orange, Retractable, Afrmkt	1
▲	3	1077071	(000000–) Track, Locking, 12.5l, No Stud W/Handle	1
▲	4	1077067	(000000–) Track, N-Lkg, Seat, 12.5l, No Stud	1
▲	5	1051052	(000000–) Spacer, Rnd, .38b .88d .38l	4
▲	6	49177	(000000–) Screw, Pan, Phl, .31–18X1.00, G2	4
▲	7	41437	(000000–) Nut, Hex, Lock, .31–18, Nl, Ss	4
▲	8	01685	(000000–) Washer, Flat, 0.38b 0.88d .08, Ss	4
▲	9	1077073	(000000–) Nut, Push, Bolt Retention, Stl,5/16 Thrd	4
▲	10	76955	(000000–) Screw, Hex, .31–18 X 1.00, G5	4

Fig. 10 – Drive Wheel Group (000000–010999)

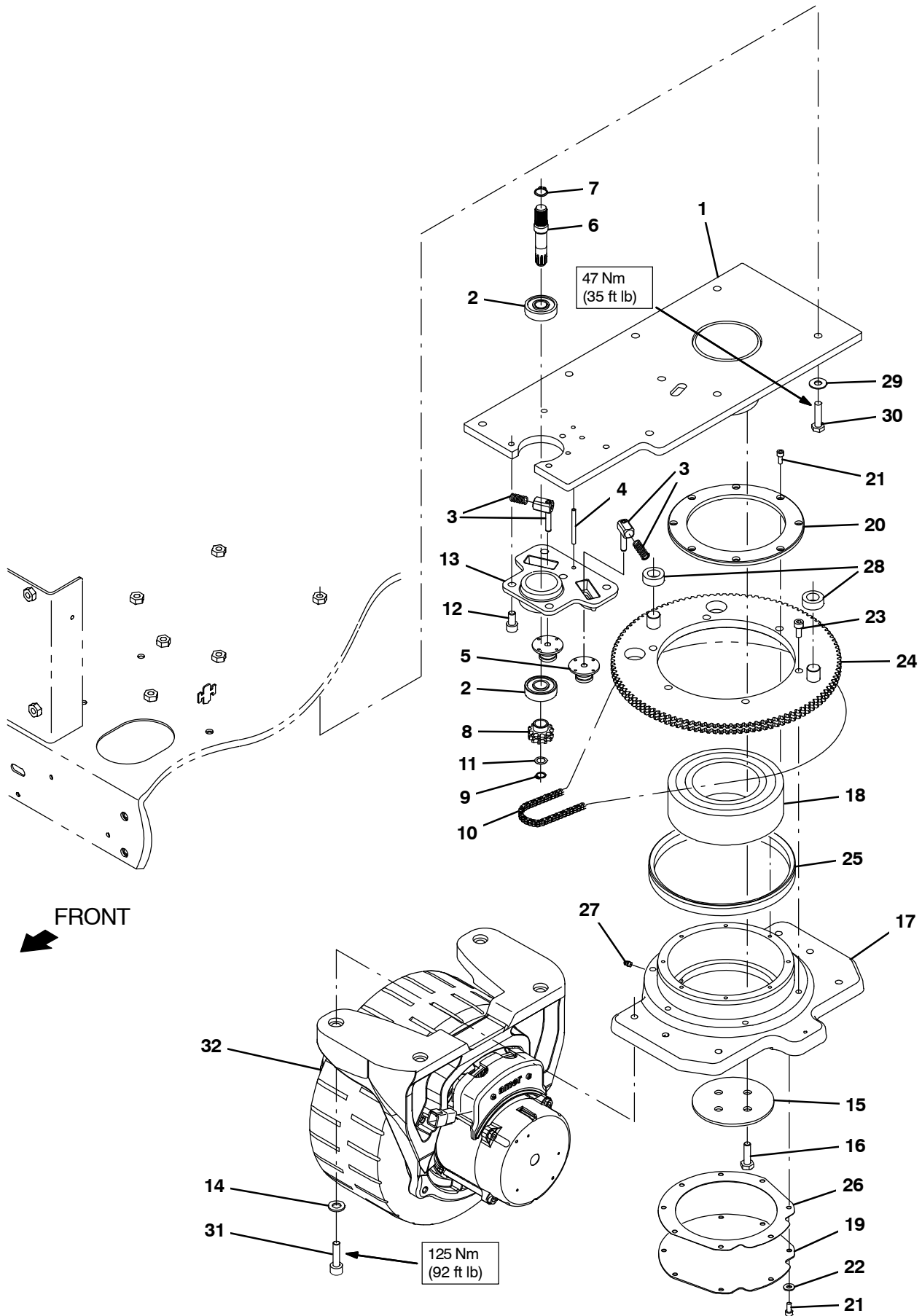


Fig. 10 – Drive Wheel Group (000000–010999)

Ref.	Part No.	Serial Number	Description	Qty.
▽	9013267	(000000–010999)	Transmission Assy, Str, Afmkt [T17]	1
▲	1 1209073	(000000–010999)	Plate Wldt, Attachment, Frame	1
▲	2 1208971	(000000–010999)	Bearing, Ball, 0.67b, 1.85d, 0.55w	2
▲	3 9015632	(000000–010999)	Tensioner Kit, Str Trans, Afmkt [T17/M17]	2
▲	4 26315	(000000–010999)	Pin, Roll, .250X 1.5L, .250/.256	4
▲	5 1208974	(000000–010999)	Tensioner, Chain, Dbl	2
▲	6 1208986	(000000–010999)	Shaft, Input, Transmission	1
▲	7 1208985	(000000–010999)	Ring, Retaining, Ext, 16.2mm Id, Hd	1
▲	8 1208989	(000000–010999)	Sprocket, Dbl	1
▲	9 1208983	(000000–010999)	Ring, Retaining, Ext, 11.5mm Id	1
▲	10 1208987	(000000–010999)	Chain, Double, 3/8 Pitch, Transmission	1
▲	11 1208999	(000000–010999)	Washer, Large, Transmission	1
▲	12 1208977	(000000–010999)	Screw, Soc, M10 X 1.5 X 20, 12.9	5
▲	13 1209052	(000000–010999)	Housing, Input [As Machined]	1
▲	14 33925	(000000–010999)	Washer, Flat, M12	4
▲	15 1209966	(000000–010999)	Retainer, Shaft, Transmission	1
▲	16 368176	(000000–010999)	Screw, Hex, M10 X 1.50 X 35, 10.9	4
▲	17 1210286	(000000–010999)	Housing, Output, Machined	1
▲	18 1209969	(000000–010999)	Bearing, Ball, 3.74b, 6.69d, 2.19w	1
▲	19 1209968	(000000–010999)	Cover, Transmission	1
▲	20 1209965	(000000–010999)	Retainer, Housing, Transmission	1
▲	21 1062386	(000000–010999)	Screw, Soc, M6 X 1.00 X 14, NI	16
▲	22 32483	(000000–010999)	Washer, Flat, 0.25, Sae	8
▲	23 41358	(000000–010999)	Screw, Soc, M10 X 1.50 X 35, 12.9	6
▲	24 1209964	(000000–010999)	Sprocket Wldt, Output, Transmission	1
▲	25 1209995	(000000–010999)	Seal, Axial, Transmission [199 Vs R]	1
▲	26 1209960	(000000–010999)	Gasket, Steering, Transmission	1
▲	27 07259	(000000–010999)	Fitting, Grease, Str Pm04 .47l	1
▲	28 1211952	(000000–010999)	Tube, 0.74id 1.24od 0.47l, Pyu	2
▲	29 32492	(000000–010999)	Washer, Flat, 0.38, Std	7
▲	30 39285	(000000–010999)	Screw, Hex, M10 X 1.50 X 40, 8.8	7
▲	31 16960	(000000–010999)	Screw, Soc, M12 X 1.75 X 40, 12.9	4
▽	32 1206485	(000000–010999)	Wheel Assy, Drive, Ac, W/O Brake	1
▲	9020266	(000000–010999)	Tire, Assy, Front, Std, Red [T17]	1
▽	32 1208899	(000000–010999)	Wheel Assy, Drive, Ac, W/O Brake, White (Optional)	1
▲	9020267	(000000–010999)	Tire Assy, Front, Opt, White [T17] (Optional)	1

Fig. 11 – Drive Wheel Group (011000-)

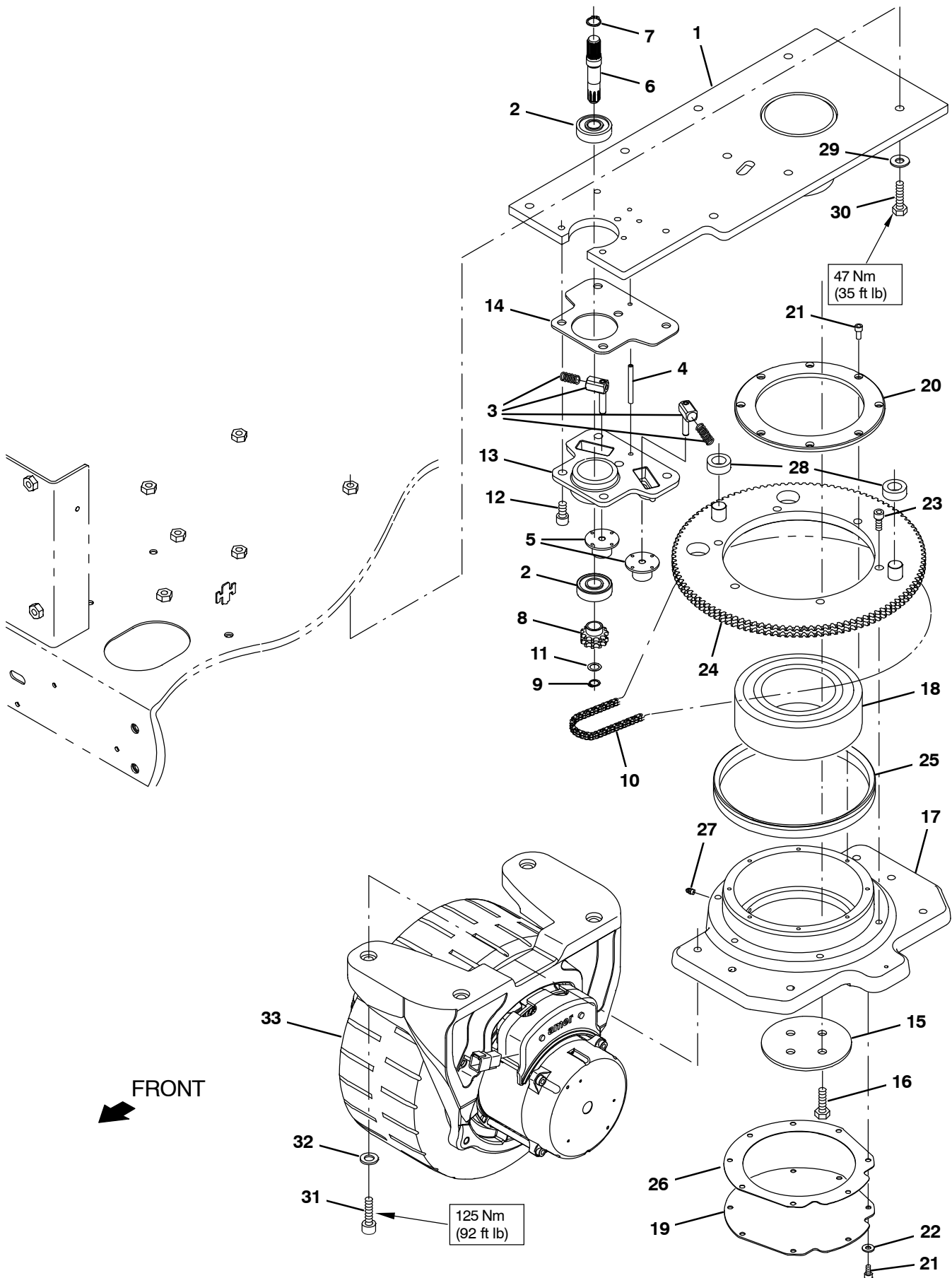


Fig. 11 - Drive Wheel Group (011000-)

Ref.	Part No.	Serial Number	Description	Qty.
▽		9014997	(011000-) Transmission Assy, Str, Afmkt [T17/M17]	1
▲	1	1217322	(011000-) Plate Wldt, Attachment, Frame	1
▲	2	1208971	(011000-) Bearing, Ball, 0.67b, 1.85d, 0.55w	2
▲	3	9015632	(011000-) Tensioner Kit, Str Trans, Afmkt [T17/M17]	1
▲	4	26315	(011000-) Pin, Roll, .250d X 1.50l, .250/.256	
▲	5	1208974	(011000-) Tensioner, Chain, Dbl	2
▲	6	1208986	(011000-) Shaft, Input, Transmission	1
▲	7	1208985	(011000-) Ring, Retaining, Ext, 16.2mm Id, Hd	1
▲	8	1208989	(011000-) Sprocket, Dbl	1
▲	9	1208983	(011000-) Ring, Retaining, Ext, 11.5mm Id	1
▲	10	1208987	(011000-) Chain, Double, 3/8 Pitch, Transmission	1
▲	11	1208999	(011000-) Washer, Flat, 0.50b 0.75d .02, Stl	1
▲	12	1208977	(011000-) Screw, Soc, M10 X 1.5 X 20, 12.9	5
▲	13	1209052	(011000-) Housing, Input [As Machined]	1
▲	14	1225563	(011000-) Shim, Transmission	1
▲	15	1209966	(011000-) Retainer, Shaft, Transmission	1
▲	16	368176	(011000-) Screw, Hex, M10 X 1.50 X 35, 10.9	4
▲	17	1210286	(011000-) Housing, Output, Machined	1
▲	18	1209969	(011000-) Bearing, Ball, 3.74b, 6.69d, 2.19w	1
▲	19	1209968	(011000-) Cover, Transmission	1
▲	20	1209965	(011000-) Retainer, Housing, Transmission	1
▲	21	1062386	(011000-) Screw, Soc, M6 X 1.00 X 14, NI	16
▲	22	32483	(011000-) Washer, Flat, 0.25, Sae	8
▲	23	41358	(011000-) Screw, Soc, M10 X 1.50 X 35, 12.9	6
▲	24	1209964	(011000-) Sprocket Wldt, Output, Transmission	1
▲	25	1209995	(011000-) Seal, Axial, Transmission [199 Vs R]	1
▲	26	1209960	(011000-) Gasket, Steering, Transmission	1
▲	27	07259	(011000-) Fitting, Grease, Str Pm04 .47l	1
▲	28	1211952	(011000-) Tube, 0.74id 1.24od 0.47l, Pyu	2
▲	29	32492	(011000-) Washer, Flat, 0.38, Std	7
▲	30	39285	(011000-) Screw, Hex, M10 X 1.50 X 40, 8.8	7
▲	31	16960	(011000-) Screw, Soc, M12 X 1.75 X 40, 12.9	4
▲	32	33925	(011000-) Washer, Flat, M12, Ss	4
▽	33	1255929	(014726-) Wheel Assy, Drive, Ac, W/O Brake	1
▲		9020266	(014226-) Tire, Assy, Front, Std, Red [T17]	1
▽	33	1255930	(014726-) Wheel Assy, Drive, Ac, W/O Brake, White (Optional)	1
▲		9020267	(014726-) Tire Assy, Front, Opt, White [T17] (Optional)	1
▽	33	1244839	(011000-014725) Wheel Assy, Drive, Ac, W/O Brake	1
▲		9020266	(011000-014725) Tire, Assy, Front, Std, Red [T17]	1
▽	33	1244840	(011000-014725) Wheel Assy, Drive, Ac, W/O Brake, White (Optional)	1
▲		9020267	(011000-014725) Tire Assy, Front, Opt, White [T17] (Optional)	1

Fig. 12 – Drive Wheel Electrical Group (00000–010999)

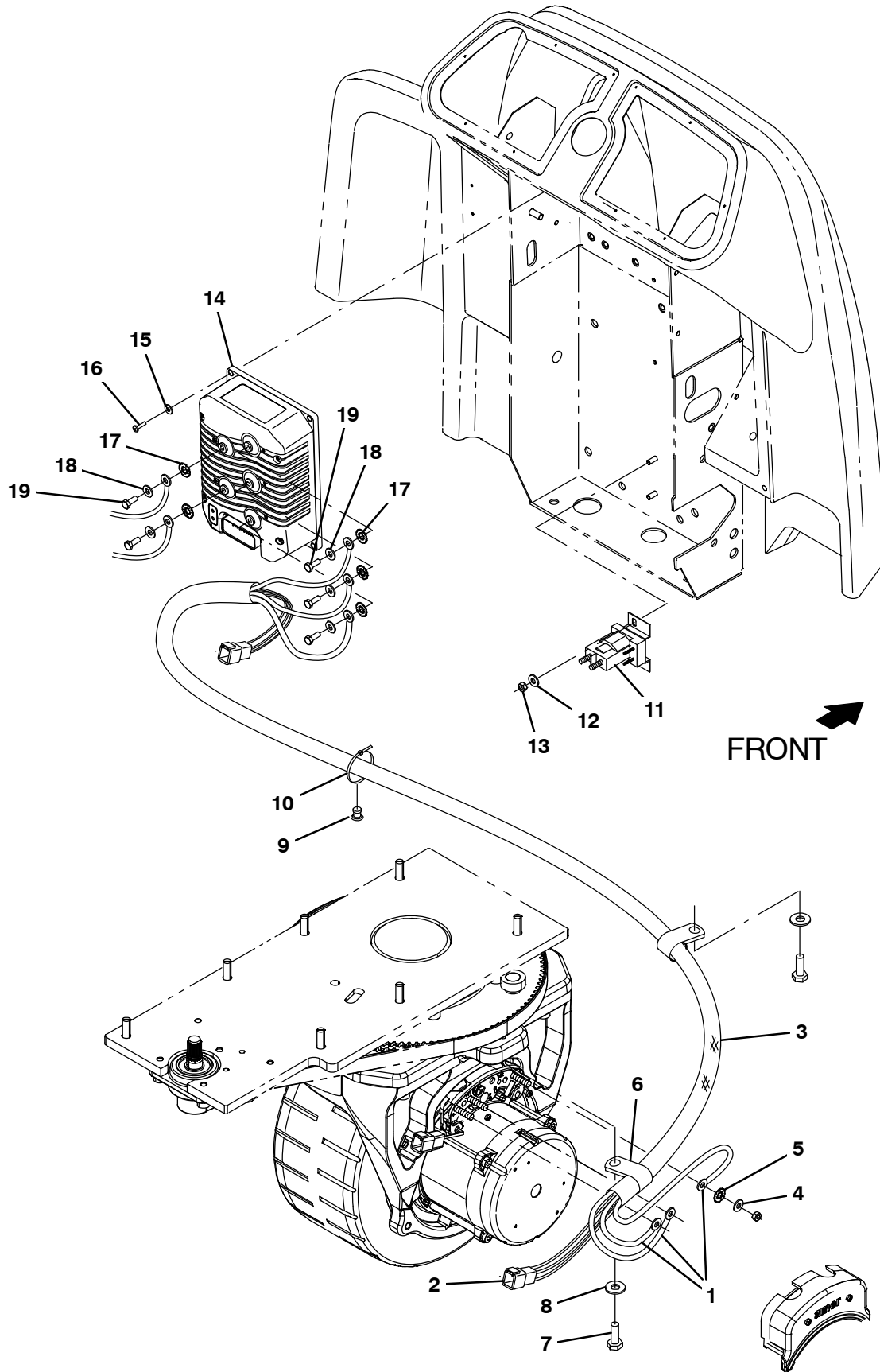


Fig. 12 – Drive Wheel Electrical Group (000000–010999)

Ref.	Part No.	Serial Number	Description	Qty.
1	1072951	(000000–010999)	Harness, Cable, Propel Motor [T17] (Replaced by 9015274)	1
2	1072952	(000000–010999)	Harness, Ele, Propel Motor [T17] (Replaced by 9015274)	1
3	82831	(000000–010999)	Sleeve, Nyl, 1.63id 35.0l	1
4	39349	(000000–010999)	Washer, Flat, 0.31, Sae	3
5	32984	(000000–010999)	Washer, Lock, Int, 0.31	3
6	69234	(000000–010999)	Clamp, Cable, Stl, 1.00d X 0.75w, 1hole	1
7	15678	(000000–010999)	Screw, Hex, M6 X 1.00 X 16, Ss	1
8	01684	(000000–010999)	Washer, Flat, 0.27b 0.69d .05, Ss	1
9	1071085	(000000–010999)	Clip, Tie, 0.25d, Plstc	1
10	763114	(000000–010999)	Tie, Cable, 11.3l, 2.75d Max	1
11	386810	(000000–010999)	Contacto, 36vdc, 100a, Sp, No	2
12	32483	(000000–010999)	Washer, Flat, 0.25, Sae	2
13	41359	(000000–010999)	Nut, Hex, Std, M6 X 1.00, 8	2
14	1207297	(000000–010999)	Controller, Propel [Ac, 36v, 275a]	1
15	01683	(000000–010999)	Washer, Flat, 10, Ss	4
16	24265	(000000–010999)	Screw, Pan, Phi, M4 X 0.70 X 16, Ss	4
17	07515	(000000–010999)	Washer, Lock, Int, 0.25, Ss	5
18	32483	(000000–010999)	Washer, Flat, 0.25, Sae	5
19	06942	(000000–010999)	Screw, Hex, M6 X 1.00 X 16, 8.8	5

Fig. 13 – Drive Wheel Electrical Group (011000-)

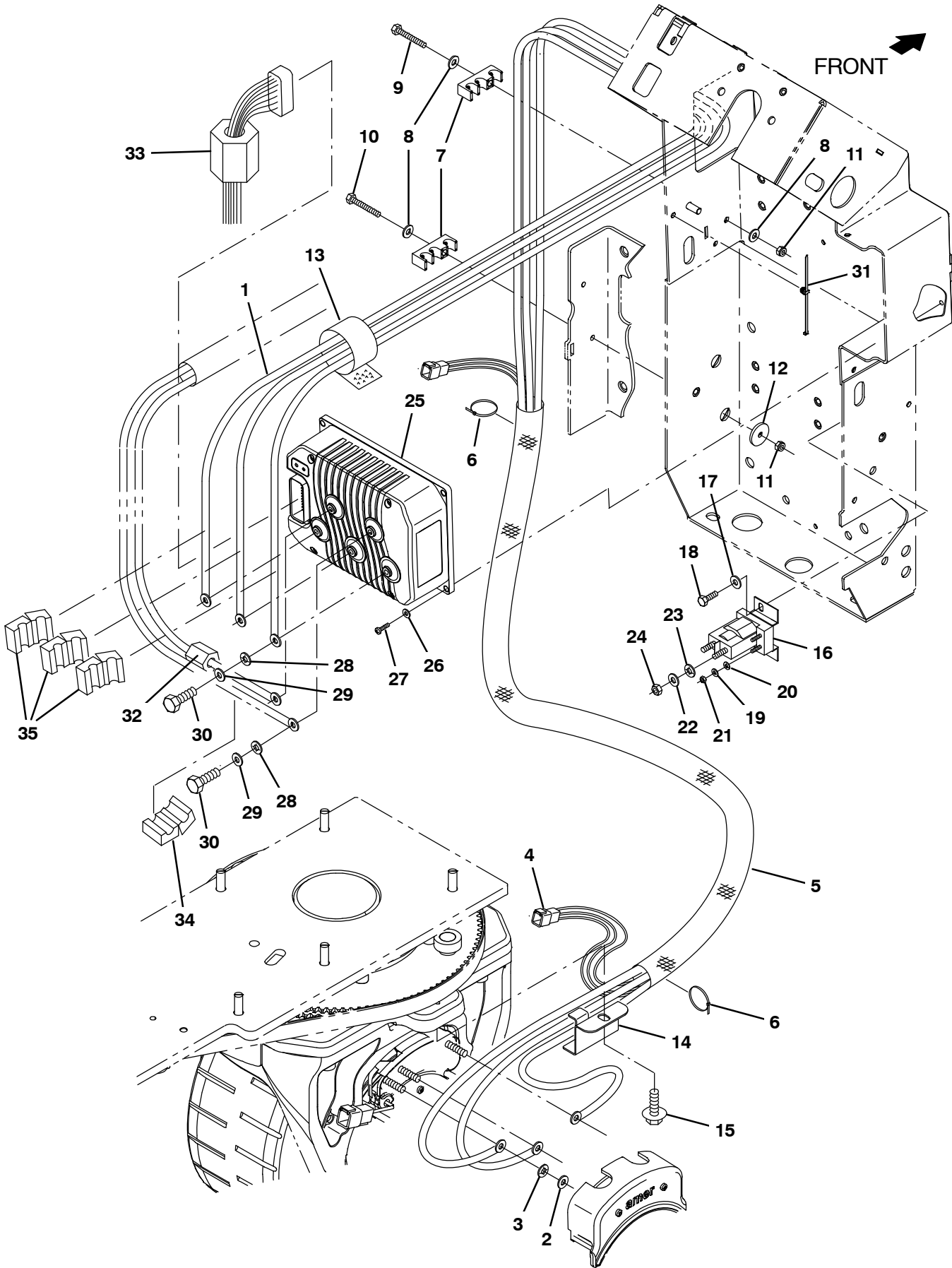


Fig. 13 – Drive Wheel Electrical Group (011000–)

Ref.	Part No.	Serial Number	Description	Qty.
1	1074570	(011000–)	Cable Assy, 02ga [T18/T17, Propel]	1
2	39349	(011000–)	Washer, Flat, 0.31, Sae	3
3	32984	(011000–)	Washer, Lock, Int, 0.31	3
4	1075150	(011000–)	Harness, Ele, Propel Motor [M17, T17]	1
5	13773	(011000–)	Sleeve, Nyl, 1.63id 20.0l	1
6	763114	(011000–)	Tie, Cable, 11.3l, 2.75d Max	2
7	1221794	(011000–)	Clamp, Sppt, Wire	4
8	32483	(011000–)	Washer, Flat, 0.25, Sae	5
9	06946	(011000–)	Screw, Hex, M6 X 1.00 X 35, 8.8	1
10	06948	(011000–)	Screw, Hex, M6 X 1.00 X 45, 8.8	1
11	08708	(011000–)	Nut, Hex, Lock, M6 X 1.00, NI	4
12	386063	(011000–)	Washer, Flat, 0.25b 1.12d .12, Ss	1
13	1209444	(011000–)	Fastener, 11.00l [Hook & Loop]	1
14	1217751	(011000–)	Clamp, Cable	1
15	1040467	(011000–)	Screw, Hex, M6 X 1.00 X 20, 9.8, Sems	1
16	386810	(011000–)	Contact, 36vdc, 100a, Sp, No	1
17	32483	(011000–)	Washer, Flat, 0.25, Sae	2
18	06942	(011000–)	Screw, Hex, M6 X 1.00 X 16, 8.8	2
19	19324	(011000–)	Washer, Flat, 10, Sae	2
20	32980	(011000–)	Washer, Lock, Int, 10	2
21	01713	(011000–)	Nut, Hex, Std, 10–32,	2
22	39349	(011000–)	Washer, Flat, 0.31, Sae	2
23	32984	(011000–)	Washer, Lock, Int, 0.31	2
24	20170	(011000–)	Nut, Hex, Jam, .31–24	2
25	1225442	(011000–)	Controller, Propel [Ac, 36v, 275a]	1
26	19065	(011000–)	Washer, Flat, 0.19b 0.44d .05, PI, 08	4
27	06927	(011000–)	Screw, Pan, Phl, M4 X 0.70 X 16, 4.8	4
28	07515	(011000–)	Washer, Lock, Int, 0.25, Ss	5
29	32483	(011000–)	Washer, Flat, 0.25, Sae	5
30	06942	(011000–)	Screw, Hex, M6 X 1.00 X 16, 8.8	5
31	1221161	(011000–)	Tie, Cable, Nyl, Push Mount, 76mm Max D	1
32	1039998	(011000–)	Inductor, 32.5mml [Ferrite 25–300mhz] (Australia Only)	1
33	1052123	(011000–)	Inductor, 18mmid [225 Imp At 25mhz] (Australia Only)	1
34	1039998	(011000–)	Inductor, 32.5mmid [Ferrite 25–30Mhz] (Europe, Australia, Canada Only)	1
35	1052126	(011000–)	Inductor, 12.7mmid [156 Imp At 25Mhz] (Europe, Australia, Canada Only)	3

Fig. 14 – Rear Wheels and Brake Group

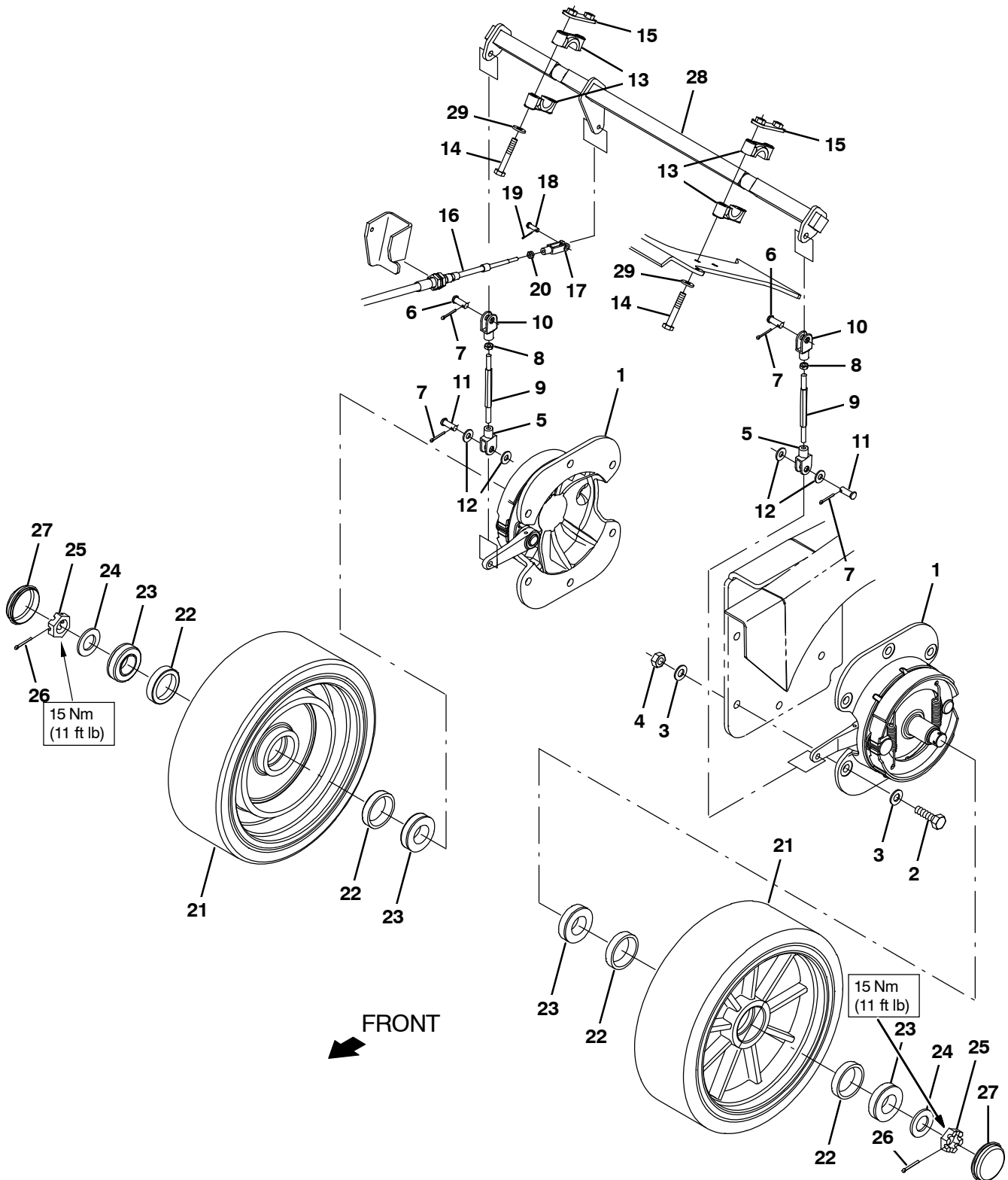


Fig. 14 – Rear Wheels and Brake Group

Ref.	Part No.	Serial Number	Description	Qty.
▽	1	54577	(000000–) Brake Assy, Drum, Mech, 07.9d [6600]	2
▲		66211	(000000–) Shoe Set, Brake [1pick=1pkg]	1
▲▽		66213	(000000–) Brake Kit, Repair	1
▲▲		70161	(000000–) Shaft	1
▲		70158	(000000–) Spring	2
	2	06969	(000000–) Screw, Hex, M12 X 1.75 X 40, 8.8	12
	3	32486	(000000–) Washer Flat,0.50,Sae	24
	4	08711	(000000–) Nut, Hex, Lock, M12 X 1.75, NI	12
▽		9020231	(000000–) Brake Rod Kit, Afmkt [T17]	2
▲	5	1023677	(000000–) Clevis, Adj, 0.38pin, 0.31–24, Lh, PI	2
▲	6	76653	(000000–) Pin, Clevis, 0.37d X 1.00l	2
▲	7	08182	(000000–) Pin, Cotter, .125 X 1.00	4
▲	8	20170	(000000–) Nut, Hex, Jam, .31–24	2
▲	9	1207984	(000000–) Rod, Hex, Thd .31–24, 2–Ended	2
▲	10	1023676	(000000–) Clevis, Adj, 0.38pin, 0.31–24, PI	2
▲	11	630258	(000000–) Pin, Clevis, 0.38D X 1.00L	2
▲	12	32491	(000000–) Washer, flat, 0.31, Std	4
	13	381502	(000000–) Bearing, Split, 1.00b	4
	14	39281	(000000–) Screw, Hex, M8 X 1.25 X 90, 8.8	4
	15	1208106	(000000–) Plate Wldt, Bearing Clamp	2
	16	1207436	(000000–) Cable, Push / Pull, 052.6L .25–28/.25–28	1
	17	14595–1	(000000–) Clevis, Adj, 0.25pin, 0.25–28 Rh, PI	1
	18	605070	(000000–) Pin, Clevis, 0.25d X 0.79l	1
	19	08178	(000000–) Pin, Cotter, .062 X 0.75	1
	20	32899	(000000–) Nut, Hex, Jam, .25–28	1
▽		9020263	(000000–) Tire Assy, Rear, Std (1) [T17]	2
▲	21	1212112	(000000–) Tire, Solid, 15.0 X 5.0, Poly, Std	1
▲▽		9020265	(000000–) Wheel Bearing Kit, Rear, Afmkt [T17]	1
▲▲	22	51338	(000000–) Bearing, Cup, 2.56d 0.55w	2
▲▲	23	51339	(000000–) Bearing, Cone, 1.38b 0.71w	2
▲▲	24	32969	(000000–) Washer, Flat, 1.00, Sae	1
▲▲	25	14242	(000000–) Nut, Hex, Sltd, 1.00–20	1
▲▲	26	08202	(000000–) Pin, Cotter, .125 X 1.75	1
▲▲	27	54390	(000000–) Cap, Hub, Dust, 2.57d 0.77l	1
▽		9020264	(000000–) Tire Assy, Rear, High Traction (1) [T17] (Option)	2
▲	21	1242235	(000000–) Tire, Solid, 15.0 X 5.0 [Hi–Traction]	1
▲▽		9020265	(000000–) Wheel Bearing Kit, Rear, Afmkt [T17]	1
▲▲	22	51338	(000000–) Bearing, Cup, 2.56d 0.55w	2
▲▲	23	51339	(000000–) Bearing, Cone, 1.38b 0.71w	2
▲▲	24	32969	(000000–) Washer, Flat, 1.00, Sae	1
▲▲	25	14242	(000000–) Nut, Hex, Sltd, 1.00–20	1
▲▲	26	08202	(000000–) Pin, Cotter, .125 X 1.75	1
▲▲	27	54390	(000000–) Cap, Hub, Dust, 2.57d 0.77l	1
	28	1207184	(000000–) Shaft Wldt, Brake	1
	29	39349	(000000–) Washer, Flat, 0.31, Sae	4

Fig. 15 – Scrub Head Lift Group

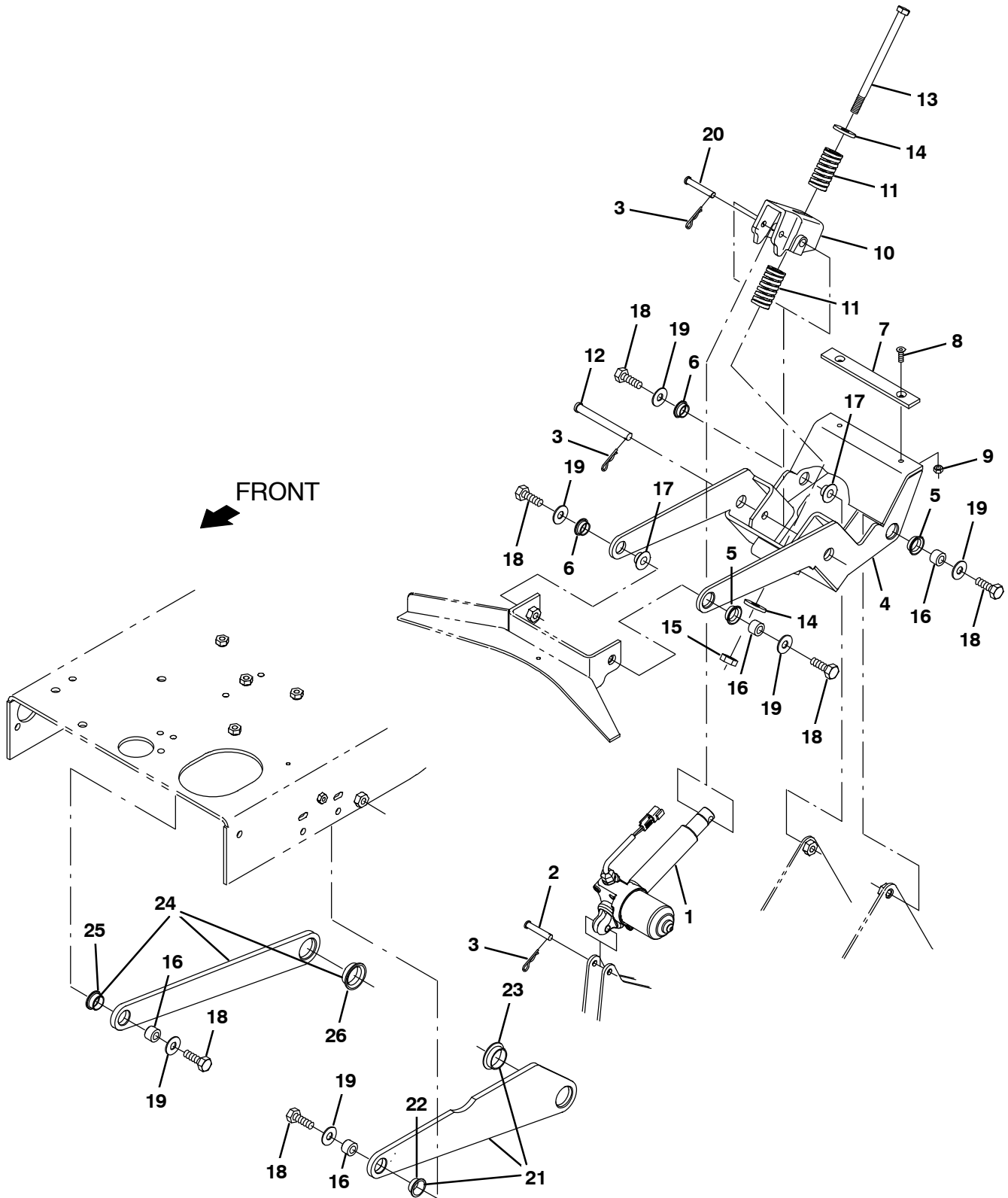


Fig. 15 – Scrub Head Lift Group

Ref.	Part No.	Serial Number	Description	Qty.
	1	1206470	(000000–) Actuator, 36vdc, 5.00strk, 1100lb	1
	2	29584	(000000–) Pin, Clevis, 0.37d X 2.00l	1
	3	44906	(000000–) Pin, Cotter, Hair, 0.38d .093 Wir	3
▽	9020250	(000000–)	Link Assy, Lift, Head, Afmkt [T17]	1
▲	4	1233055	(000000–) Arm Wldt, Lift	1
▲	5	1037827	(000000–) Bushing, Flng, 0.88b 1.0d 0.37l	2
▲	6	04928	(000000–) Bushing, Flng, 0.50b 0.59d 0.38l	2
▲	7	1205133	(000000–) Pad, Stop, Rbr	1
▲	8	16879	(000000–) Screw, Flt, Soc, M6 X 1.00 X 20, 10.9	2
▲	9	08712	(000000–) Nut, Hex, Lock, M6 X 1.00, NI, Ss	2
	10	1209769	(000000–) Bellcrank, Spring, Machined	1
	11	1208208	(000000–) Spring, Cmpr, 1.25od Flat Wir 02.5l	2
	12	59668	(000000–) Pin, Clevis, 0.50d X 4.50l	1
	13	1212623	(000000–) Screw, Hex, M12 X 1.75 X 180, 8.8	1
	14	35843	(000000–) Washer, Flat, 0.53b 1.50d .19, Stl	2
	15	09741	(000000–) Nut, Hex, Lock, M12 X 1.75, NI, Ss	1
	16	1210262	(000000–) Sleeve, P/M, 0.50b 0.87d 0.6l [430ss]	4
	17	1210177	(000000–) Sleeve, P/M, Flng, 0.50b 1.25/0.75d 0.4l	2
	18	06969	(000000–) Screw, Hex, M12 X 1.75 X 40, 8.8	6
	19	1210179	(000000–) Washer, Flat, 0.50b 1.25d 0.8, Stl, Pl	6
	20	222260	(000000–) Pin, Clevis, 0.37d X 2.25l	1
▽	9020251	(000000–)	Plate Assy, Side, Head, Afmkt [T17]	1
▲	22	1210630	(000000–) Bushing, Flng, 0.88b 1.0d 0.50l	1
▲	23	1210624	(000000–) Bushing, Flng, 1.25b 1.41d 0.50l	1
▽	9020253	(000000–)	Plate Assy, Side, Head, Afmkt [T17]	1
▲	25	1210630	(000000–) Bushing, Flng, 0.88b 1.0d 0.50l	1
▲	26	1210624	(000000–) Bushing, Flng, 1.25b 1.41d 0.50l	1

Fig. 16 – Scrub Head and Drive Motor Group, Disk

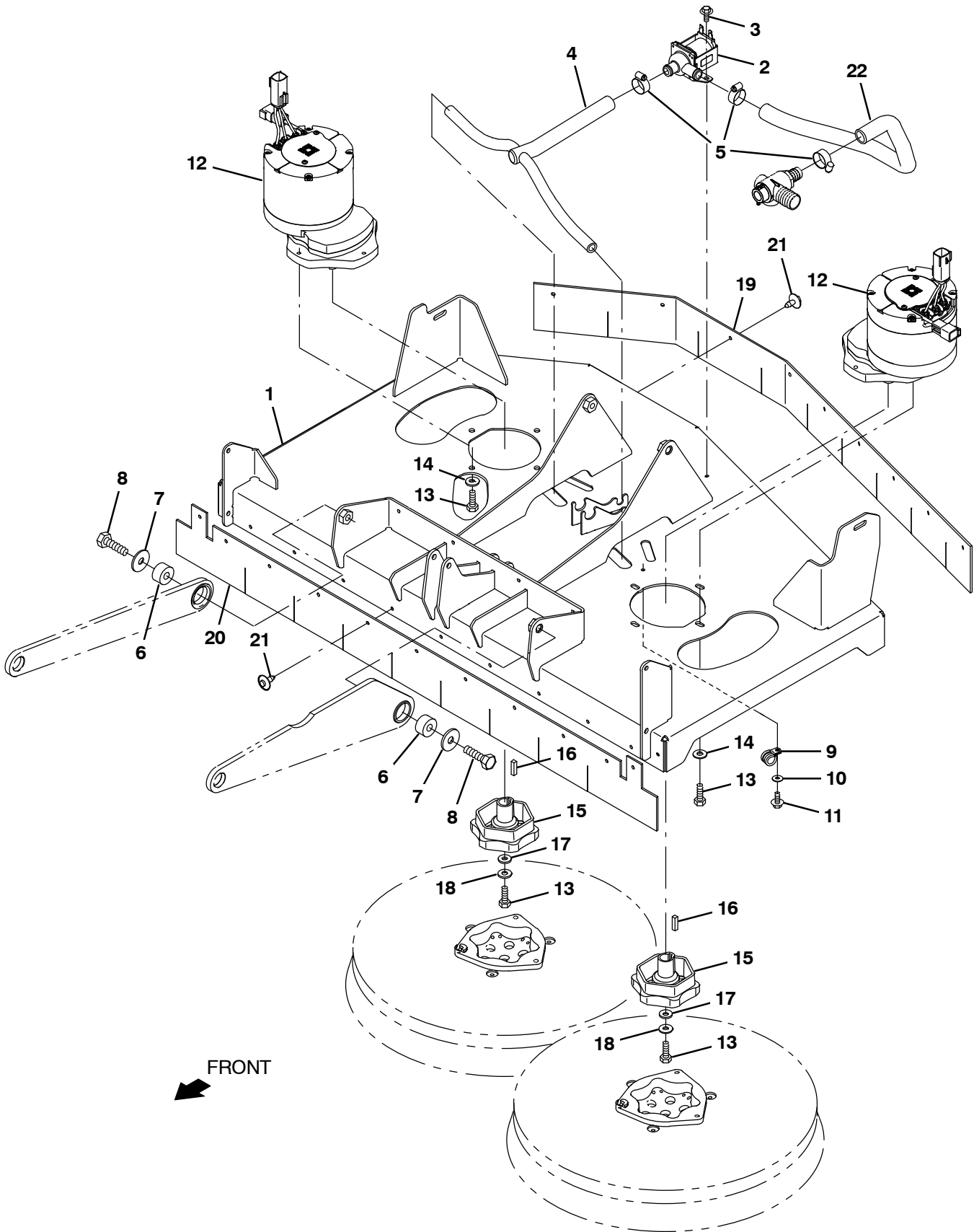


Fig. 16 – Scrub Head and Drive Motor Group, Disk

Ref.	Part No.	Serial Number	Description	Qty.	
1	1213200	(000000–010999)	Head Wldt, Disk	1	
1	1222545	(011000–)	Head Wldt, Disk	1	
2	9016496	(000000–011669)	Valve Kit, Replacement 36V Hi Flow	1	
2	1076691	(011670–)	Valve, Water, Solenoid – 36V	1	
3	74455	(000000–)	Screw, Hex, M6 X 1.00 X 12, Fmg	2	
4	1205131	(000000–)	Manifold, Soltn	1	
5	63810	(000000–)	Clamp, Hose, Wormdrive, 0.56–1.06d, .56w	3	
6	1210660	(000000–)	Pivot, Lift	2	
7	1210667	(000000–)	Washer, Flat, 0.5b 1.5d .12, Stl, Pl	2	
8	06969	(000000–)	Screw, Hex, M12 X 1.75 X 40, 8.8	2	
9	07471	(000000–)	Clamp, Cable, Stl, 0.75d X 0.75w, 1hole	2	
10	01684	(000000–)	Washer, Flat, 0.27b 0.69d .05, Ss	2	
11	222158	(000000–)	Screw, Hex, M6 X 1.00 X 10, Fmg	2	
▽	9020238	(000000–)	Motor Assy, Disk, Afmkt [T17]	2	
▲	12	1204356	(000000–)	Motor, Ele, 36vdc, 350 Rpm 1.5hp Gear	1
▲	13	09010	(000000–)	Screw, Hex, M8 X 1.25 X 25, Ss	5
▲	14	01685	(000000–)	Washer, Flat, 0.38b 0.88d .08, Ss	5
▲	15	377364	(000000–)	Hub, Drive, Brush, Disk, 0.75b [6t]	1
▲	16	00928	(000000–)	Key, Sq, 0.25 X 0.25, 1.00l	1
▲	17	41186	(000000–)	Washer, Flat, Belleville, .31	1
▲	18	01686	(000000–)	Washer, Flat, 0.44b 1.00d .08, Ss	1
▽		9020242	(000000–)	Skirt Kit, Disk, Afmkt [T17]	1
▲	19	1204458	(000000–)	Skirt, Rbr, Rear	1
▲	20	1204460	(000000–)	Skirt, Rbr, Front	1
▲	21	72968	(000000–)	Rivet, Plstc, .250d X 0.90	20
	22	1045041	(000000–)	Hose, Afmkt, Pvc, Wir, 0.75 Id, 03Ft, Clr	1

Fig. 17 – Scrub Head Frame Group, Cylindrical

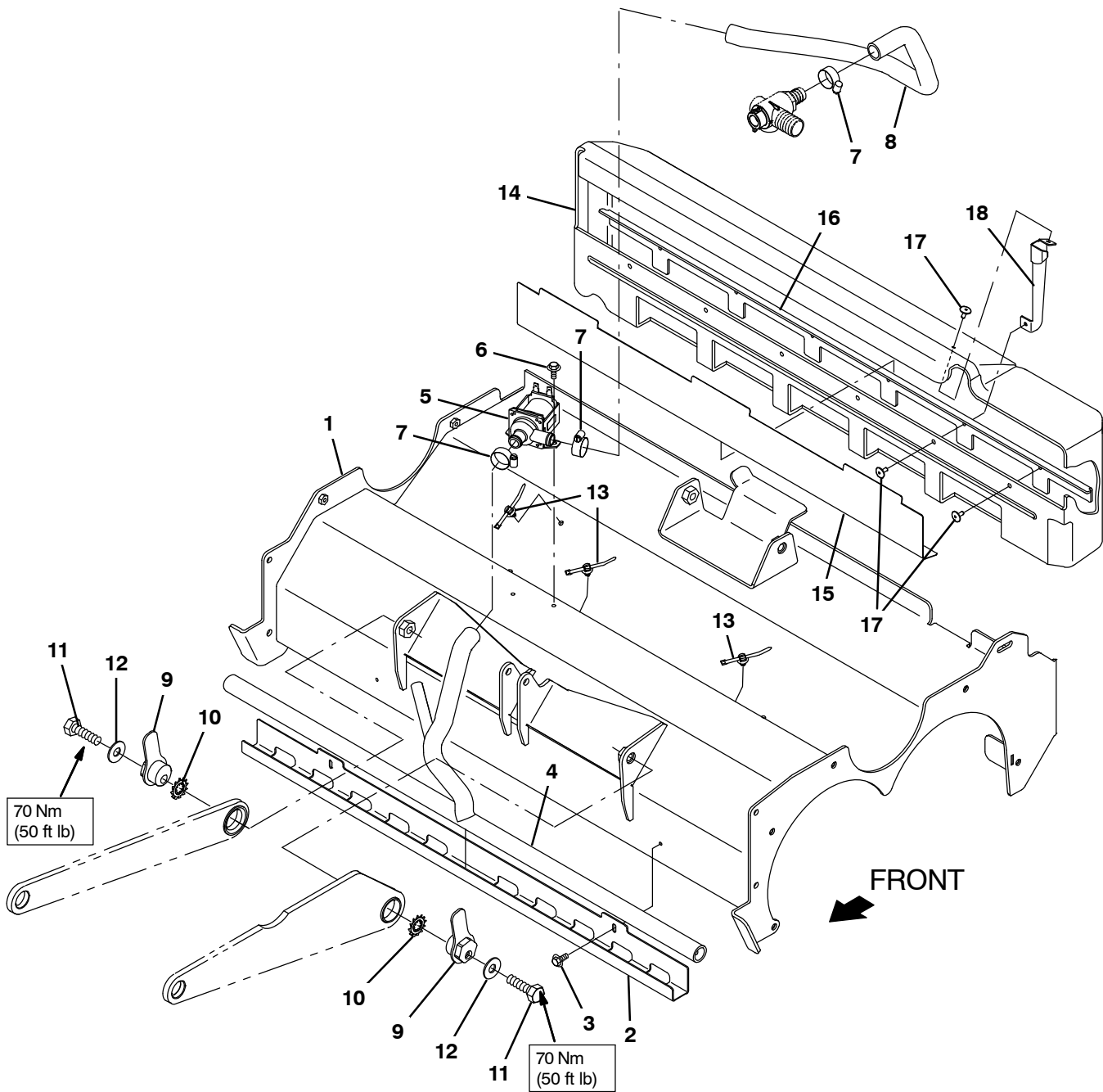


Fig. 17 – Scrub Head Frame Group, Cylindrical

Ref.	Part No.	Serial Number	Description	Qty.	
1	1213161	(000000–) Housing Wldt, Scb, Cyl	1	
2	1205011	(000000–) Clamp Bracket, Distribution	1	
3	223198	(000000–) Screw, Hex, M5 X 0.80 X 10, Fmg	2	
4	1205010	(000000–) Manifold, Bar, Spray	1	
5	9016496	(000000–011669) Valve Kit, Replacement 36V Hi Flow	1	
5	1076691	(011670–) Valve, Water, Solenoid – 36V	1	
6	74455	(000000–) Screw, Hex, M6 X 1.00 X 12, Fmg	2	
7	63810	(000000–) Clamp, Hose, Wormdrive, 0.56–1.06d, .56w	3	
8	1045041	(000000–) Hose, Afmkt, Pvc, Wir, 0.75id, 03ft, Clr	1	
9	1210618	(000000–) Pivot Wldt	2	
10	41143	(000000–) Washer, Lock, Int–Ext, 0.50	2	
11	06971	(000000–) Screw, Hex, M12 X 1.75 X 50, 8.8	2	
12	1210179	(000000–) Washer, Flat, 0.50b 1.25d 0.8, Stl, Pl	2	
13	1210807	(000000–) Wire, Tie [W/.25" Fir Tree Clip]	3	
▽	9020215	(000000–) Tray Kit, Debris, Cyl, Afmkt [T17]	1	
▲	14	1207108	(000000–) Hopper, Debris, Trimmed	1
▲	15	1207126	(000000–) Angle, Stl, Perforated .03	1
▲	16	1207127	(000000–) Lip, Tray, Debris	1
▲	17	68567	(000000–) Rivet, Blind, .188d X 0.53 X .62d, Alm	7
▲	18	1227455	(000000–) Bracket, Sppt, Debris Tray [T17/M17]	1

Fig. 18 – Scrub Head Drive Motors Group, Cylindrical

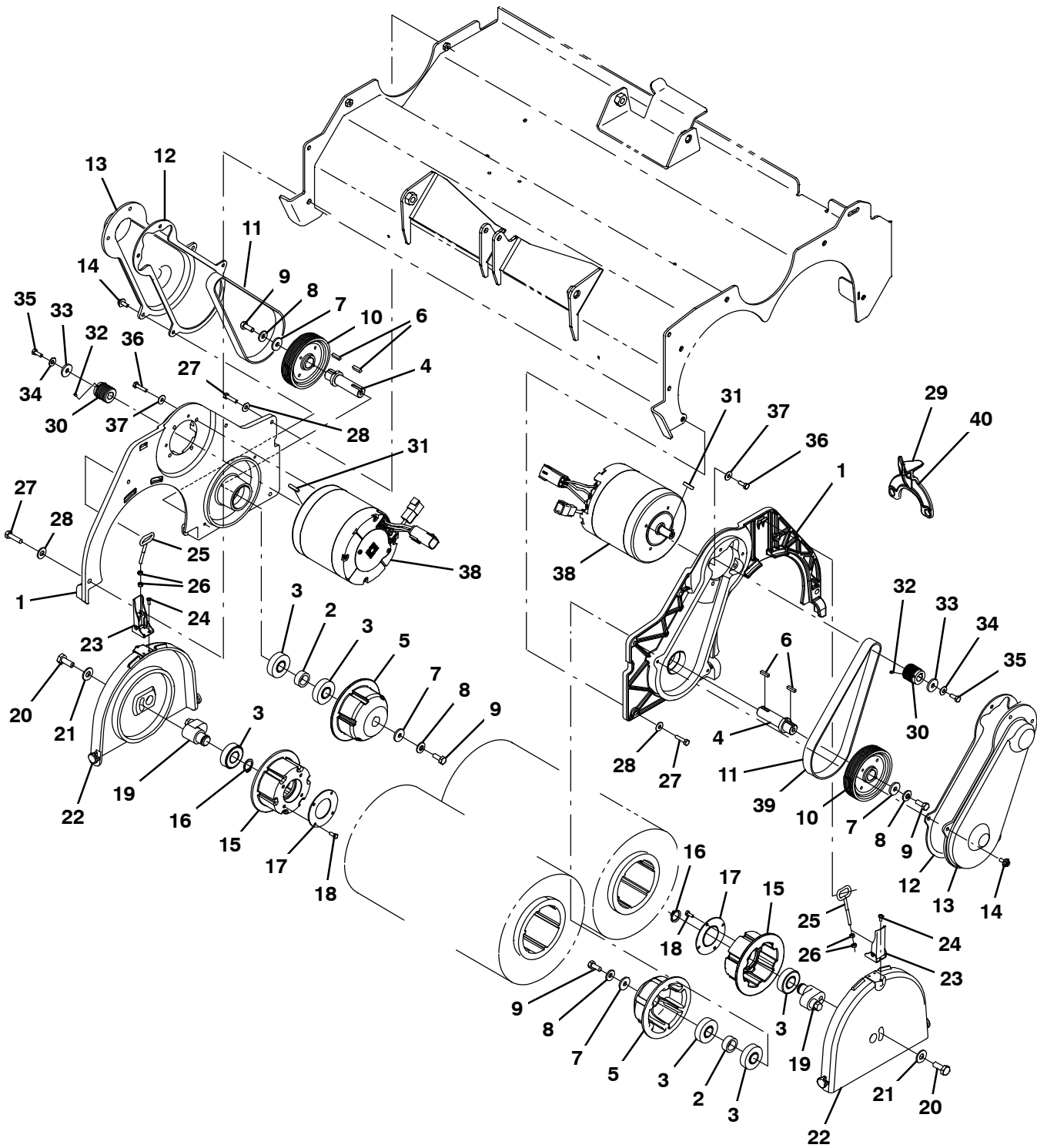


Fig. 18 – Scrub Head Drive Motors Group, Cylindrical

Ref.	Part No.	Serial Number	Description	Qty.
▽	9020235	(000000–) Panel Assy, Cyl, Afmkt [T17]	2
▲	1 1204637	(000000–) Plate, Side, Wrap	1
▲	2 1204634	(000000–) Spacer, Brg	1
▲	3 46390	(000000–) Bearing, Ball, 0.79b 1.85d 0.55w	3
▲	4 1204643	(000000–) Shaft, Drive, Brush	1
▲	5 1204881	(000000–) Plug, Drive, Brush	1
▲	6 00911	(000000–) Key, Sq, 0.19 X 0.19, 0.75l	2
▲	7 1017218	(000000–) Washer, Flat, 0.32b 1.00d .12, Ss	2
▲	8 41186	(000000–) Washer, Flat, Belleville, .31	2
▲	9 12273	(000000–) Screw, Hex, M8 X 1.25 X 20, NI, Ss	2
▲	10 1204639	(000000–) Sheave, 09grv, 4.13pd 0.75b [Pj]	1
▲	11 1204640	(000000–) Belt Kit, Drive	1
▲▽	9020245	(000000–) Cover Kit, Belt, Cyl, Afmkt [T7] (2 Kits Required)	1
▲▲	12 1204880	(000000–) Gasket, Belt, Cover	1
▲▲	13 1204642	(000000–) Cover, Belt	1
▲▲	14 1034731	(000000–) Screw, Hex, M6 X 1.00 X 16, Ss, Sems	4
▲▽	9020240	(000000–) Door Assy, Idler, Cyl, Afmkt [T17] (2 Kits Required)	2
▲▲	15 1204790	(000000–) Plug, Idler, Brush	1
▲▲	16 26428	(000000–) Ring, Retaining, Ext, 0.75d, Hd	1
▲▲	17 1056838	(000000–) Retainer, Brg, Iron Gray	1
▲▲	18 09738	(000000–) Screw, Hex, M5 X 0.80 X 12, Ss	4
▲▲	19 1204791	(000000–) Cam, Adj, Brush	1
▲▲	20 09028	(000000–) Screw, Hex, M10 X 1.50 X 25, Ss	1
▲▲	21 01686	(000000–) Washer, Flat, 0.44b 1.00d .08, Ss	1
▲▲	22 1204441	(000000–) Cover, Plug, Idler	1
▲▲	23 1066397	(000000–) Latch	1
▲▲	24 49697	(000000–) Screw, Pan, Phl, M4 X 0.70 X 10, Ss	3
▲▲	25 386274	(000000–) Hook Wldt, Latch	1
▲▲	26 50335	(000000–) Nut, Hex, Std, M5 X 0.80, 8	2
▲	27 09007	(000000–) Screw, Hex, M6 X 1.00 X 25, Ss	5
▲	28 01684	(000000–) Washer, Flat, 0.27b 0.69d .05, Ss	5
▲	29 1212849	(000000–) Tool, Installation, Belt	1
▽	9020239	(000000–) Motor Assy, Cyl, Afmkt [T17]	2
▲	30 1204638	(000000–) Sheave, 09grv, 1.18pd 0.55b [Pj]	1
▲	31 1014328	(000000–) Key, Sq, 05mm X 05mm, 25mml	1
▲	32 222818	(000000–) Screw, Set, Soc, 08–32 X 0.25, NI	1
▲	33 1017218	(000000–) Washer, Flat, 0.32b 1.00d .12, Ss	1
▲	34 41185	(000000–) Washer, Flat, Belleville, .25	1
▲	35 06944	(000000–) Screw, Hex, M6 X 1.00 X 16	1
▲	36 15678	(000000–) Screw, Hex, M6 X 1.00 X 16, Ss	4
▲	37 01684	(000000–) Washer, Flat, 0.27b 0.69d .05, Ss	4
▲	38 1204357	(000000–) Motor, Ele, 36vdc, 1750 Rpm 1.5hp	1
▽	9020237	(000000–) Belt, Kit, Cyl, Afmkt [T17]	2
▲	39 1204640	(000000–) Belt, Drive	1
▲	40 1212849	(000000–) Tool, Installation, Belt	1

STANDARD PARTS

Fig. 19 – Scrub Head Side Squeegee Group, Right Hand (000000-015134)

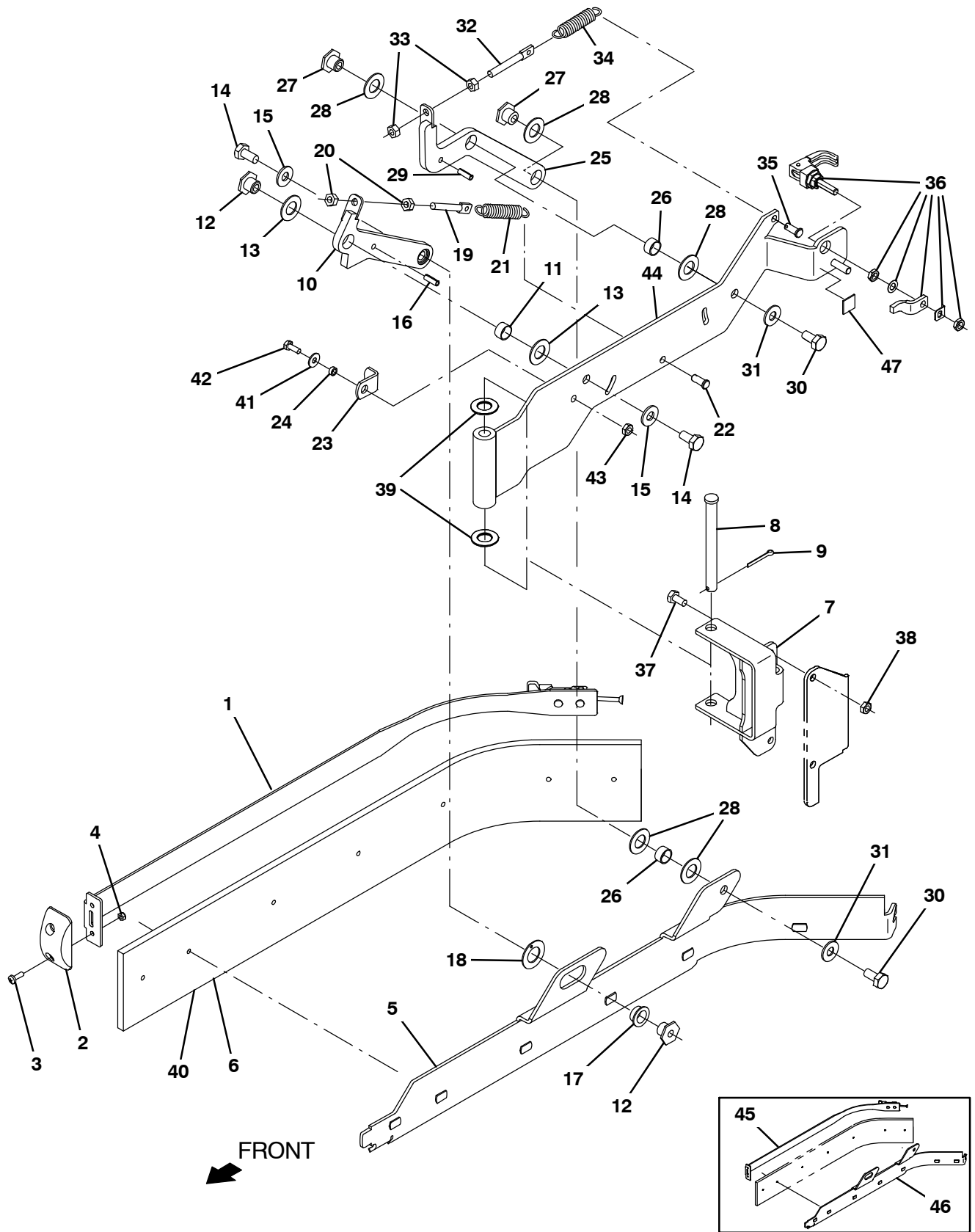


Fig. 19 – Scrub Head Side Squeegee Group, Right Hand (000000-015134)

Ref.	Part No.	Serial Number	Description	Qty.
▽	9013756	(010468-015134)	Squeegee Kit, Side, Rh	1
▲	1 1216949	(010468-015134)	Retainer Assy, Side Sqge, With Latch	1
▲	2 1211884	(010468-015134)	Guide, Sqge, Side	1
▲	3 1045487	(010468-015134)	Screw, Pan, Phl, M5 X 0.80 X 16, Blk	2
▲	4 09739	(010468-015134)	Nut, Hex, Lock, M5 X 0.80, NI, Ss	2
▲	5 1216950	(010468-015134)	Holder Wldt, blade, Rh	1
▲	6 1213211	(000000-015134)	Blade, Sqge, Side, Linatex	1
	7 1213093	(000000-015134)	Bracket Wldt, Pivot, Sqge	1
	8 51538	(000000-015134)	Pin, Clevis, 0.50d X 5.00l	1
	9 08236	(000000-015134)	Pin, Cotter, .156 X 1.25	1
▽	9020243	(000000-015134)	Arm Kit, Sqge, Front, Rh, Afmkt	1
▲	10 1213061	(000000-015134)	Arm Wldt, Front, Rh	1
▲	11 71607	(000000-015134)	Bushing, Sleeve, 0.63b 0.72d 0.38l	1
▲	12 1022846	(000000-015134)	Nut, T, M10 X 1.50 X 15.80od X 13.0l	2
▲	13 1267143	(000000-015134)	Washer, Thrust, 16Mmb 30Mmd 1.5Thk	2
▲	14 09291	(000000-015134)	Screw, Hex, M10 X 1.50 X 20, Ss	2
▲	15 01686	(000000-015134)	Washer, Flat, 0.44b 1.00d .08, Ss	2
▲	16 17404	(000000-015134)	Pin, Roll, .250d X 0.75l, .250/.256	1
▲	17 25735	(000000-015134)	Bushing, Flng, 0.63b 0.75d 0.38l	1
▲	18 04846	(000000-015134)	Washer, Thrust, 0.79b 1.42d 0.06[Garlok]	1
▲	19 386088	(000000-015134)	Bolt, Eye, M8 X 1.25 X 070mm, 05.50 Eye	1
▲	20 07786	(000000-015134)	Nut, Hex, Std, M8 X 1.25, Ss	2
▲	21 363469	(000000-015134)	Spring, Extn, 0.75od 0.10wir 03.0l	1
▲	22 10120	(000000-015134)	Clevis, 0.31d X 0.75l	1
▲	23 386391	(000000-015134)	Bracket, Latch, Dbl Scb, Sqge, Side	1
	24 80491	(000000-015134)	Sleeve, P/M, 0.25b 0.38d 0.2l [430ss]	1
▽	9020244	(000000-015134)	Arm Kit, Sqge, Rear, Rh, Afmkt	1
▲	25 1213060	(000000-015134)	Arm Wldt, Rear, Rh	1
▲	26 71607	(000000-015134)	Bushing, Sleeve, 0.63b 0.72d 0.38l	2
▲	27 1022846	(000000-015134)	Nut, T, M10 X 1.50 X 15.80od X 13.0l	2
▲	28 1267143	(000000-015134)	Washer, Thrust, 16Mmb 30Mmd 1.5Thk	5
▲	29 17404	(000000-015134)	Pin, Roll, .250d X 0.75l, .250/.256	1
▲	30 09291	(000000-015134)	Screw, Hex, M10 X 1.50 X 20, Ss	2
▲	31 01686	(000000-015134)	Washer, Flat, 0.44b 1.00d .08, Ss	2
▲	32 386088	(000000-015134)	Bolt, Eye, M8 X 1.25 X 070mm, 05.50 Eye	1
▲	33 07786	(000000-015134)	Nut, Hex, Std, M8 X 1.25, Ss	2
▲	34 363469	(000000-015134)	Spring, Extn, 0.75od 0.10wir 03.0l	1
▲	35 10120	(000000-015134)	Clevis, 0.31d X 0.75l	1
▲	36 1065134	(000000-015134)	Latch, Cmpr, Yel Grip	1
	37 16735	(000000-015134)	Screw, Hex, M8 X 1.25 X 16, 8.8	2
	38 08713	(000000-015134)	Nut, Hex, Lock, M8 X 1.25, NI, Ss	2
	39 1267143	(000000-015134)	Washer, Thrust, 16Mmb 30Mmd 1.5Thk	2
	40 1213266	(000000-015134)	Blade, Sqge, Side, Urethane (Option)	1
	40 1213267	(000000-015134)	Blade, Sqge, Side, Rubber (Option)	1
	41 01684	(000000-015134)	Washer, Flat, 0.27b 0.69d .05, Ss	1
	42 15678	(000000-015134)	Screw, Hex, M6 X 1.00 X 16, Ss	1
	43 08712	(000000-015134)	Nut, Hex, Lock, M6 X 1.00, NI, Ss	1
	44 1213007	(000000-015134)	Arm Wldt, Rh	1
	45 1210430	(000000-010467)	Retainer Wldt, Side Sqge, With Latch (Repl by 9013756)	1
	46 1213229	(000000-010467)	Holder Wldt, Blade, Rh (Repl by 9013756)	1
	47 1243007	(000000-015134)	Gasket, Cushion, Side Squeegee Door	1

STANDARD PARTS

Fig. 20 – Scrub Head Side Squeegee Group, Right Hand (015135-)

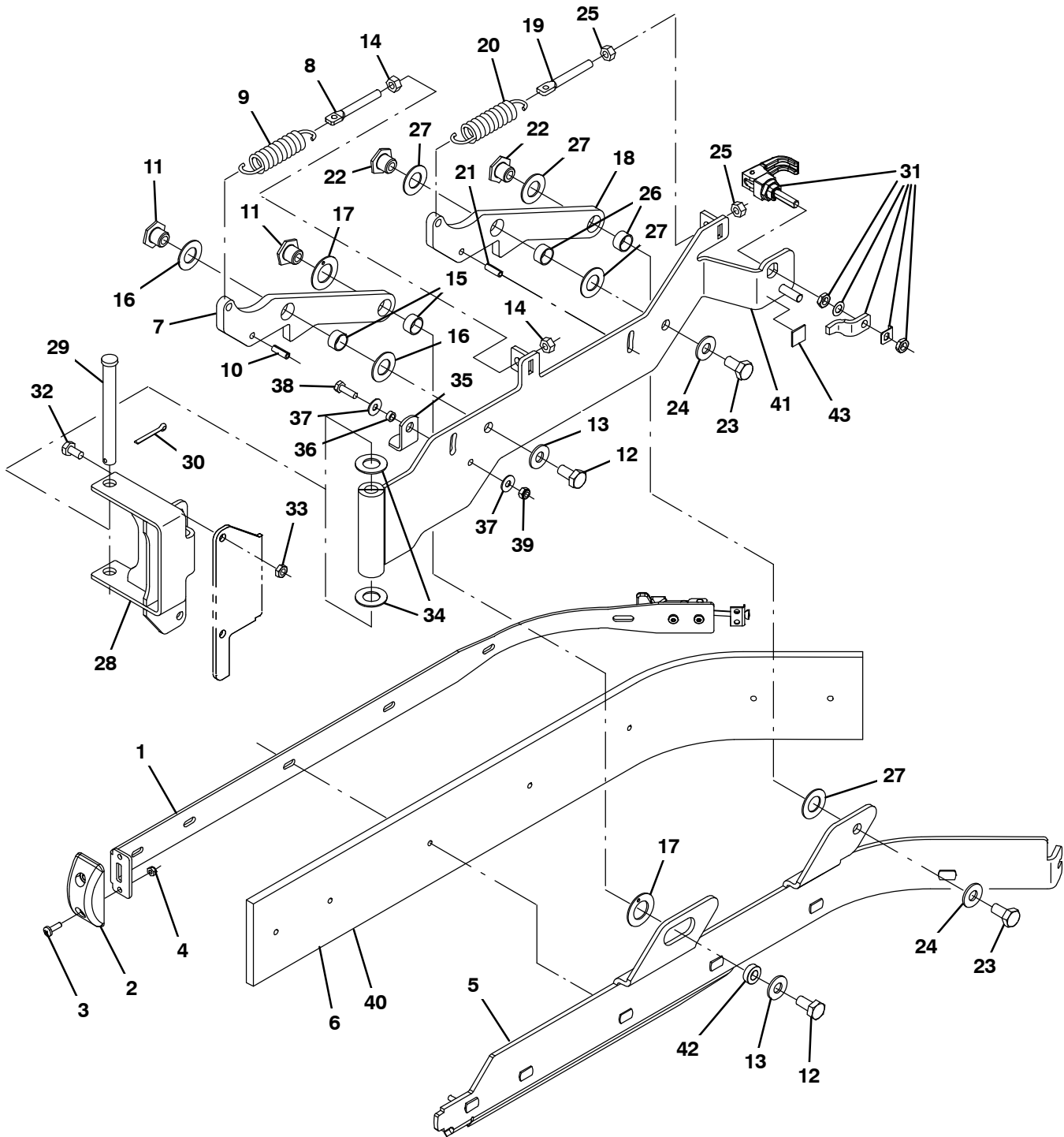


Fig. 19 – Scrub Head Side Squeegee Group, Right Hand (015135–)

Ref.	Part No.	Serial Number	Description	Qty.
▽	9013756	(015135–)	Squeegee Kit, Side, Rh	1
▲	1 1216949	(015135–)	Retainer Assy, Side Sqge, With Latch	1
▲	2 1211884	(015135–)	Guide, Sqge, Side	1
▲	3 1045487	(015135–)	Screw, Pan, Phl, M5 X 0.80 X 16, Blk	2
▲	4 09739	(015135–)	Nut, Hex, Lock, M5 X 0.80, NI, Ss	2
▲	5 1216950	(015135–)	Holder Wldt, Blade, Rh	1
▲	6 1213211	(015135–)	Blade, Sqge, Side, Linatex	1
▲	7 1258245	(015135–)	Bellcrank, Lift, Sqge	1
▲	8 386088	(015135–)	Bolt, Eye, M8 X 1.25 X 070mm, 05.50 Eye	1
▲	9 363469	(015135–)	Spring, Extn, 0.75od 0.10wir 03.0l	1
▲	10 17404	(015135–)	Pin, Roll, .250d X 0.75l, .250/.256	1
▲	11 1022846	(015135–)	Nut, T, M10 X 1.50 X 15.80od X 13.0l	2
▲	12 09291	(015135–)	Screw, Hex, M10 X 1.50 X 20, Ss	2
▲	13 01686	(015135–)	Washer, Flat, 0.44b 1.00d .08, Ss	2
▲	14 07786	(015135–)	Nut, Hex, Std, M8 X 1.25, Ss	2
▲	15 71607	(015135–)	Bushing, Sleeve, 0.63b 0.72d 0.38l	2
▲	16 1267143	(015135–)	Washer, Thrust, 16Mmb 30Mmd 1.5Thk	2
▲	17 04846	(015135–)	Washer, Thrust, 0.79b 1.42d 0.06[Garlok]	2
▲	18 1258245	(015135–)	Bellcrank, Lift, Sqge	1
▲	19 386088	(015135–)	Bolt, Eye, M8 X 1.25 X 070mm, 05.50 Eye	1
▲	20 363469	(015135–)	Spring, Extn, 0.75od 0.10wir 03.0l	1
▲	21 17404	(015135–)	Pin, Roll, .250d X 0.75l, .250/.256	1
▲	22 1022846	(015135–)	Nut, T, M10 X 1.50 X 15.80od X 13.0l	2
▲	23 09291	(015135–)	Screw, Hex, M10 X 1.50 X 20, Ss	2
▲	24 01686	(015135–)	Washer, Flat, 0.44b 1.00d .08, Ss	2
▲	25 07786	(015135–)	Nut, Hex, Std, M8 X 1.25, Ss	2
▲	26 71607	(015135–)	Bushing, Sleeve, 0.63b 0.72d 0.38l	2
▲	27 64425	(015135–)	Washer, Thrust, 0.61b 1.25d .06, Fgl	4
	28 1213093	(015135–)	Bracket Wldt, Pivot, Sqge	1
	29 51538	(015135–)	Pin, Clevis, 0.50d X 5.00l	1
	30 08236	(015135–)	Pin, Cotter, .156 X 1.25	1
	31 1065134	(015135–)	Latch, Cmpr, Yel Grip	1
	32 16735	(015135–)	Screw, Hex, M8 X 1.25 X 16, 8.8	2
	33 08713	(015135–)	Nut, Hex, Lock, M8 X 1.25, NI, Ss	2
	34 1267143	(015135–)	Washer, Thrust, 16Mmb 30Mmd 1.5Thk	2
	35 386391	(015135–)	Bracket, Latch, Dbl Scb, Sqge, Side	1
	36 80491	(015135–)	Sleeve, P/M, 0.25b 0.38d 0.2l [430ss]	1
	37 01684	(015135–)	Washer, Flat, 0.27b 0.69d .05, Ss	2
	38 15678	(015135–)	Screw, Hex, M6 X 1.00 X 16, Ss	1
	39 08712	(015135–)	Nut, Hex, Lock, M6 X 1.00, NI, Ss	1
	40 1213266	(015135–)	Blade, Sqge, Side, Ure	1
	40 1213267	(015135–)	Blade, Sqge, Side, Gum	1
	41 1258728	(015135–)	Bracket Wldt, Rh	1
	42 1258619	(015135–)	Sleeve, .40b .75d .24l	1
	43 1243007	(015135–)	Gasket, Cushion, Side Squeegee Door	1

STANDARD PARTS

Fig. 21 - Scrub Head Side Squeegee Group, Left Hand (000000-015134)

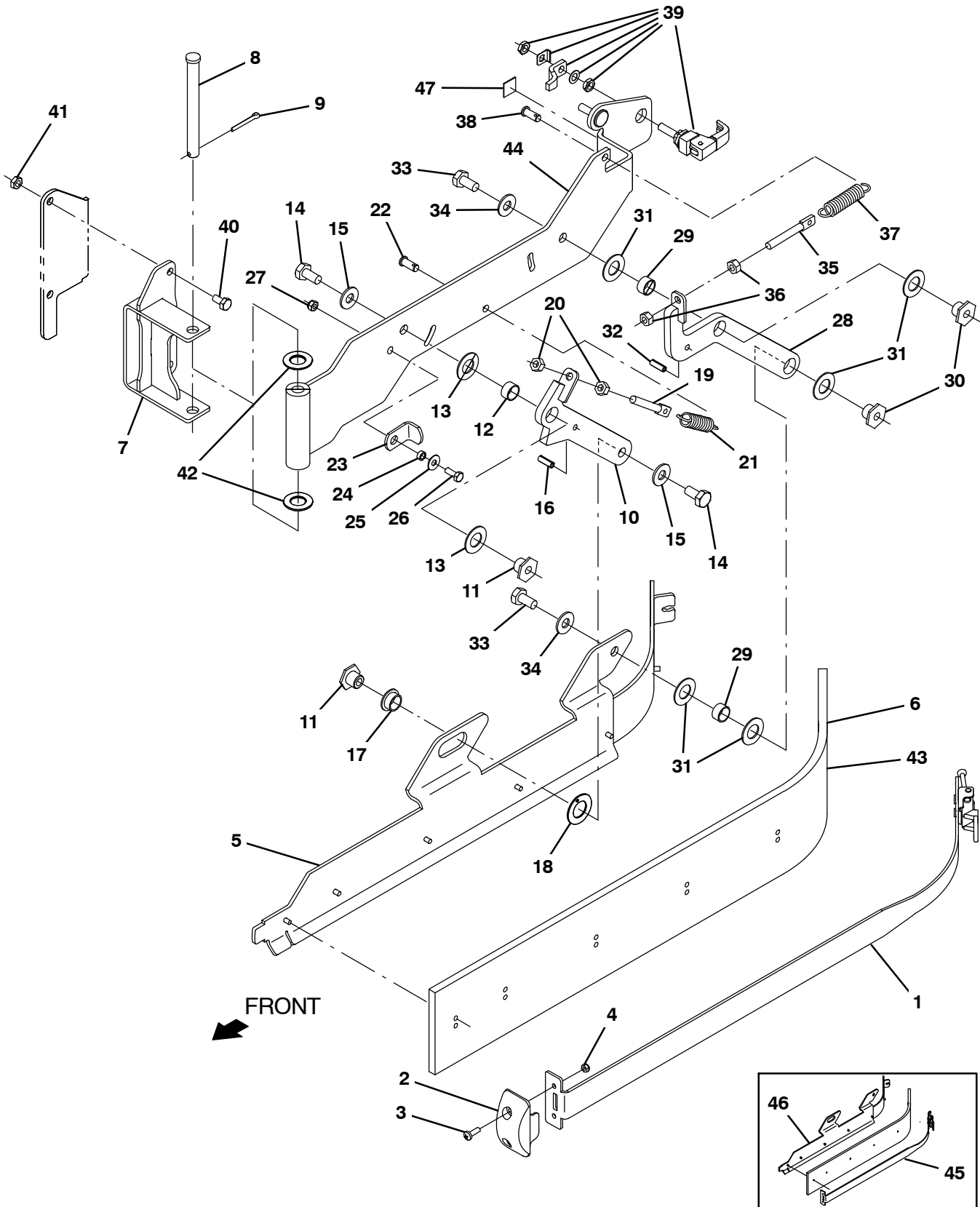


Fig. 21 – Scrub Head Side Squeegee Group, Left Hand (000000-015134)

Ref.	Part No.	Serial Number	Description	Qty.
▽	9013757	(010468-015134)	Squeegee Kit, Side, Lh	1
▲	1	1216949	(010468-015134) Retainer Assy, Side Sqge, With Latch	1
▲	2	1211884	(010468-015134) Guide, Sqge, Side	1
▲	3	1045487	(010468-015134) Screw, Pan, Phl, M5 X 0.80 X 16, Blk	2
▲	4	09739	(010468-015134) Nut, Hex, Lock, M5 X 0.80, NI, Ss	2
▲	5	1216951	(010468-015134) Holder Wldt, Blade, Lh	1
▲	6	1213211	(000000-015134) Blade, Sqge, Side, Linatex	1
	7	1213093	(000000-015134) Bracket Wldt, Pivot, Sqge	1
	8	51538	(000000-015134) Pin, Clevis, 0.50d X 5.00l	1
	9	08236	(000000-015134) Pin, Cotter, .156 X 1.25	1
▽	9013046	(000000-015134)	Arm Kit, Sqge, Front, Lh, Afmkt	1
▲	10	1213244	(000000-015134) Arm Wldt, Front, Lh	2
▲	11	1022846	(000000-015134) Nut, T, M10 X 1.50 X 15.80od X 13.0l	1
▲	12	71607	(000000-015134) Bushing, Sleeve, 0.63b 0.72d 0.38l	1
▲	13	1267143	(000000-015134) Washer, Thrust, 16Mmb 30Mmd 1.5Thk	2
▲	14	09291	(000000-015134) Screw, Hex, M10 X 1.50 X 20, Ss	2
▲	15	01686	(000000-015134) Washer, Flat, 0.44b 1.00d .08, Ss	2
▲	16	17404	(000000-015134) Pin, Roll, .250d X 0.75l, .250/.256	1
▲	17	25735	(000000-015134) Bushing, Flng, 0.63b 0.75d 0.38l	1
▲	18	04846	(000000-015134) Washer, Thrust, 0.79b 1.42d 0.06[Garlok]	1
▲	19	386088	(000000-015134) Bolt, Eye, M8 X 1.25 X 070mm, 05.50 Eye	1
▲	20	07786	(000000-015134) Nut, Hex, Std, M8 X 1.25, Ss	2
▲	21	363469	(000000-015134) Spring, Extn, 0.75od 0.10wir 03.0l	1
▲	22	10120	(000000-015134) Clevis, 0.31d X 0.75l	1
▲	23	386391	(000000-015134) Bracket, Latch, Dbl Scb, Sqge, Side	1
	24	80491	(000000-015134) Sleeve, P/M, 0.25b 0.38d 0.2l [430ss]	1
	25	01684	(000000-015134) Washer, Flat, 0.27b 0.69d .05, Ss	1
	26	15678	(000000-015134) Screw, Hex, M6 X 1.00 X 16, Ss	1
	27	08712	(000000-015134) Nut, Hex, Lock, M6 X 1.00, NI, Ss	1
▽	9013047	(000000-015134)	Arm Kit, Sqge, Rear, Lh, Afmkt	1
▲	28	1213243	(000000-015134) Arm Wldt, Rear, Lh	1
▲	29	71607	(000000-015134) Bushing, Sleeve, 0.63b 0.72d 0.38l	2
▲	30	1022846	(000000-015134) Nut, T, M10 X 1.50 X 15.80od X 13.0l	2
▲	31	1267143	(000000-015134) Washer, Thrust, 16Mmb 30Mmd 1.5Thk	5
▲	32	17404	(000000-015134) Pin, Roll, .250d X 0.75l, .250/.256	1
▲	33	09291	(000000-015134) Screw, Hex, M10 X 1.50 X 20, Ss	2
▲	34	01686	(000000-015134) Washer, Flat, 0.44b 1.00d .08, Ss	2
▲	35	386088	(000000-015134) Bolt, Eye, M8 X 1.25 X 070mm, 05.50 Eye	1
▲	36	07786	(000000-015134) Nut, Hex, Std, M8 X 1.25, Ss	2
▲	37	363469	(000000-015134) Spring, Extn, 0.75od 0.10wir 03.0l	1
▲	38	10120	(000000-015134) Clevis, 0.31d X 0.75l	1
	39	1065134	(000000-015134) Latch, Cmpr, Yel Grip	1
	40	16735	(000000-015134) Screw, Hex, M8 X 1.25 X 16, 8.8	2
	41	08713	(000000-015134) Nut, Hex, Lock, M8 X 1.25, NI, Ss	2
	42	1267143	(000000-015134) Washer, Thrust, 16Mmb 30Mmd 1.5Thk	2
	43	1213266	(000000-015134) Blade, Sqge, Side, Urethane (Option)	1
	43	1213267	(000000-015134) Blade, Sqge, Side, Rubber (Option)	1
	44	1213228	(000000-015134) Arm Wldt, Lh	1
	45	1210430	(000000-010467) Retainer Wldt, Side Sqge, With Latch (Repl by 9013757)	1
	46	1213234	(000000-010467) Holder Wldt, Blade, Lh (Repl by 9013757)	1
	47	1243007	(000000-015134) Gasket, Cushion, Side Squeegee Door	1

Fig. 22 – Scrub Head Side Squeegee Group, Left Hand (015135-)

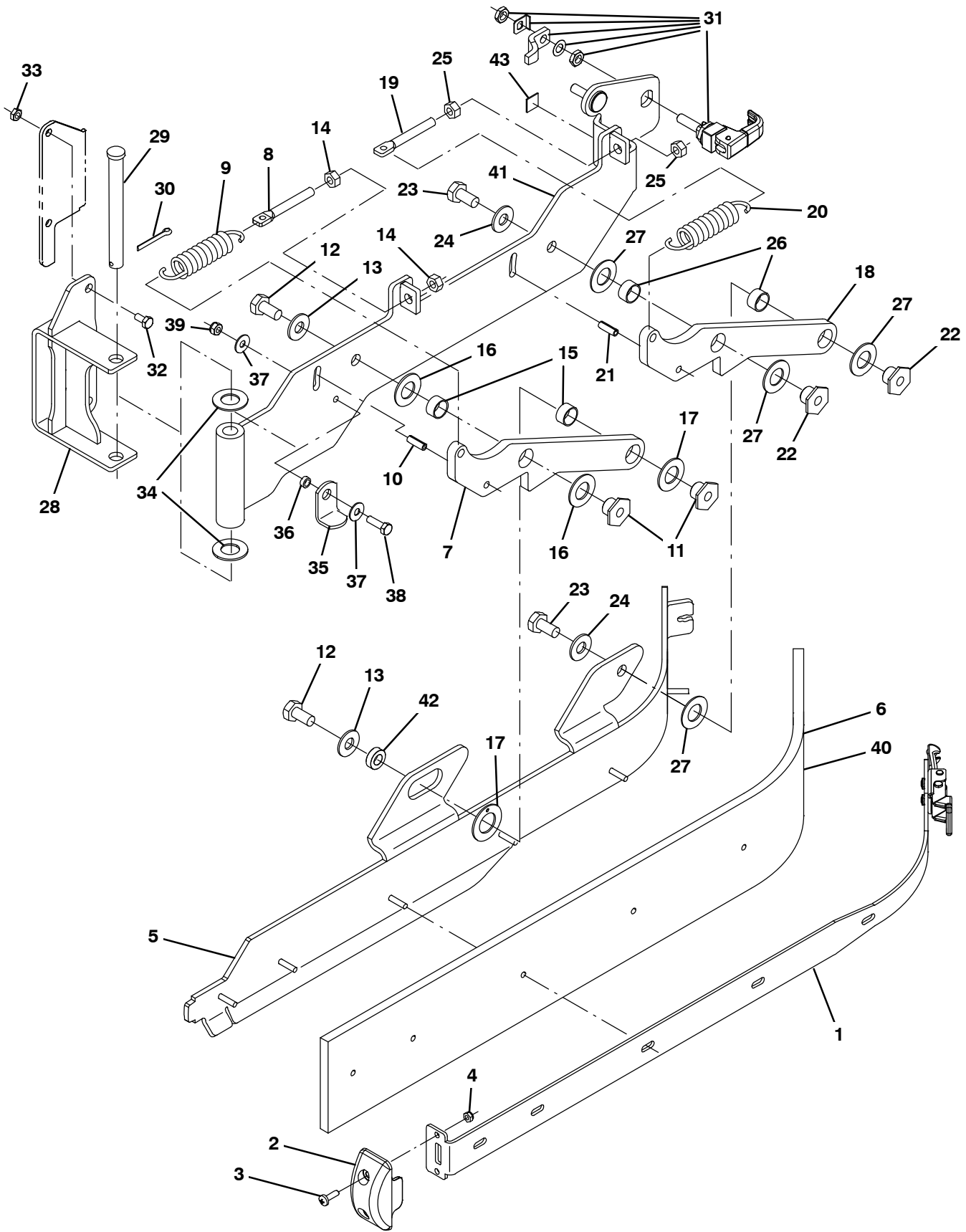


Fig. 19 – Scrub Head Side Squeegee Group, Left Hand (015135–)

Ref.	Part No.	Serial Number	Description	Qty.
▽	9013757	(015135–)	Squeegee Kit, Side, Lh	1
▲	1 1216949	(015135–)	Retainer Assy, Side Sqge, With Latch	1
▲	2 1211884	(015135–)	Guide, Sqge, Side	1
▲	3 1045487	(015135–)	Screw, Pan, Phl, M5 X 0.80 X 16, Blk	2
▲	4 09739	(015135–)	Nut, Hex, Lock, M5 X 0.80, NI, Ss	2
▲	5 1216951	(015135–)	Holder Wldt, Blade, Lh	1
▲	6 1213211	(015135–)	Blade, Sqge, Side, Linatex	1
▲	7 1258245	(015135–)	Bellcrank, Lift, Sqge	1
▲	8 386088	(015135–)	Bolt, Eye, M8 X 1.25 X 070mm, 05.50 Eye	1
▲	9 363469	(015135–)	Spring, Extn, 0.75od 0.10wir 03.0l	1
▲	10 17404	(015135–)	Pin, Roll, .250d X 0.75l, .250/.256	1
▲	11 1022846	(015135–)	Nut, T, M10 X 1.50 X 15.80od X 13.0l	2
▲	12 09291	(015135–)	Screw, Hex, M10 X 1.50 X 20, Ss	2
▲	13 01686	(015135–)	Washer, Flat, 0.44b 1.00d .08, Ss	2
▲	14 07786	(015135–)	Nut, Hex, Std, M8 X 1.25, Ss	2
▲	15 71607	(015135–)	Bushing, Sleeve, 0.63b 0.72d 0.38l	2
▲	16 1267143	(015135–)	Washer, Thrust, 16Mmb 30Mmd 1.5Thk	2
▲	17 04846	(015135–)	Washer, Thrust, 0.79b 1.42d 0.06[Garlok]	2
▲	18 1258245	(015135–)	Bellcrank, Lift, Sqge	1
▲	19 386088	(015135–)	Bolt, Eye, M8 X 1.25 X 070mm, 05.50 Eye	1
▲	20 363469	(015135–)	Spring, Extn, 0.75od 0.10wir 03.0l	1
▲	21 17404	(015135–)	Pin, Roll, .250d X 0.75l, .250/.256	1
▲	22 1022846	(015135–)	Nut, T, M10 X 1.50 X 15.80od X 13.0l	2
▲	23 09291	(015135–)	Screw, Hex, M10 X 1.50 X 20, Ss	2
▲	24 01686	(015135–)	Washer, Flat, 0.44b 1.00d .08, Ss	2
▲	25 07786	(015135–)	Nut, Hex, Std, M8 X 1.25, Ss	2
▲	26 71607	(015135–)	Bushing, Sleeve, 0.63b 0.72d 0.38l	2
▲	27 64425	(015135–)	Washer, Thrust, 0.61b 1.25d .06, Fgl	4
	28 1213093	(015135–)	Bracket Wldt, Pivot, Sqge	1
	29 51538	(015135–)	Pin, Clevis, 0.50d X 5.00l	1
	30 08236	(015135–)	Pin, Cotter, .156 X 1.25	1
	31 1065134	(015135–)	Latch, Cmpr, Yel Grip	1
	32 16735	(015135–)	Screw, Hex, M8 X 1.25 X 16, 8.8	2
	33 08713	(015135–)	Nut, Hex, Lock, M8 X 1.25, NI, Ss	2
	34 1267143	(015135–)	Washer, Thrust, 16Mmb 30Mmd 1.5Thk	2
	35 386391	(015135–)	Bracket, Latch, Dbl Scb, Sqge, Side	1
	36 80491	(015135–)	Sleeve, P/M, 0.25b 0.38d 0.2l [430ss]	1
	37 01684	(015135–)	Washer, Flat, 0.27b 0.69d .05, Ss	2
	38 15678	(015135–)	Screw, Hex, M6 X 1.00 X 16, Ss	1
	39 08712	(015135–)	Nut, Hex, Lock, M6 X 1.00, NI, Ss	1
	40 1213266	(015135–)	Blade, Sqge, Side, Ure	1
	40 1213267	(015135–)	Blade, Sqge, Side, Gum	1
	41 1258400	(015135–)	Bracket Wldt, Lh	1
	42 1258619	(015135–)	Sleeve, .40b .75d .24l	1
	43 1243007	(015135–)	Gasket, Cushion, Side Squeegee Door	1

Fig. 23 – Solution Tank Group

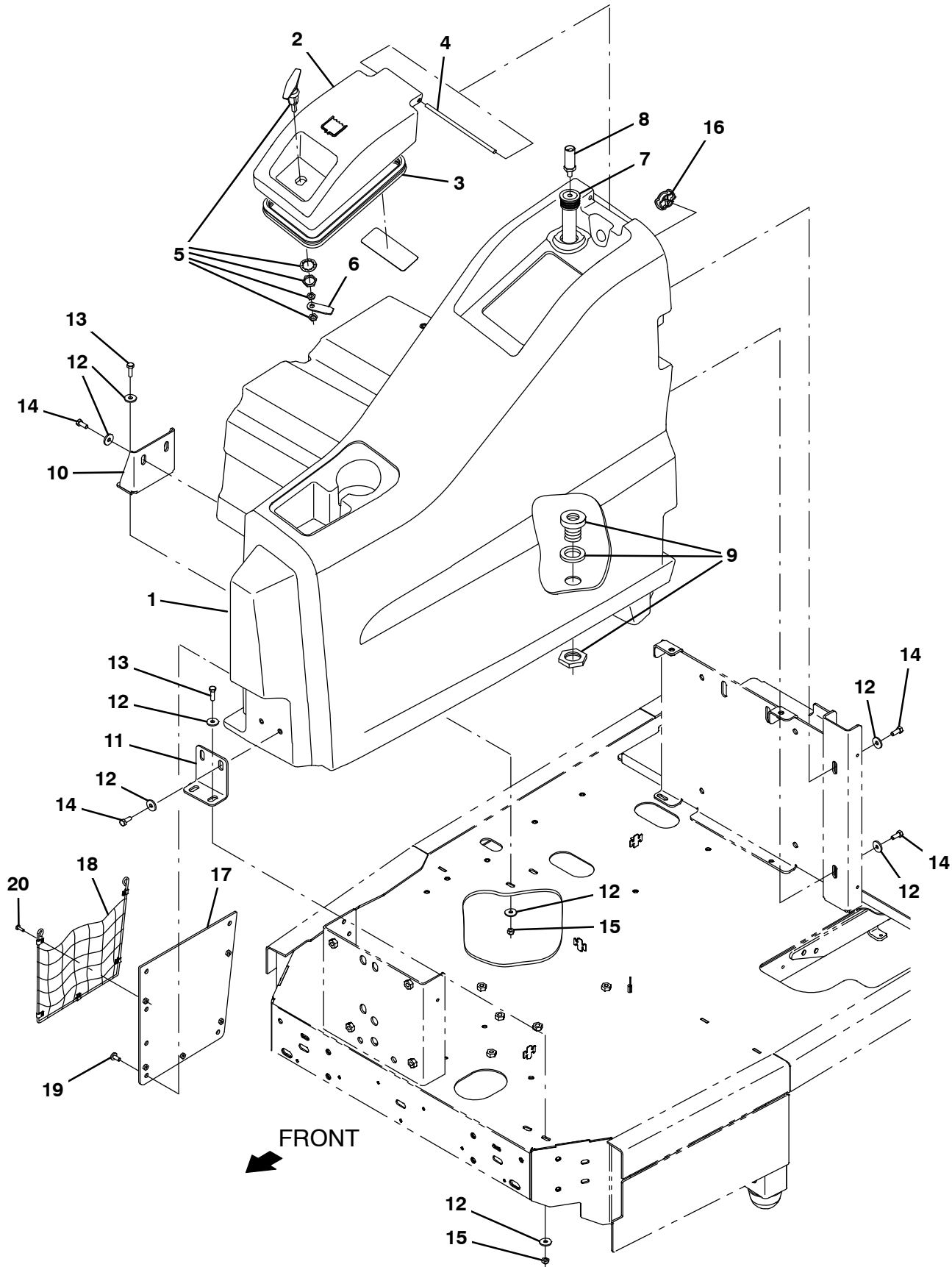


Fig. 23 – Solution Tank Group

Ref.	Part No.	Serial Number	Description	Qty.
1	9020210	(000000–) Tank, Soltn, Afmkt [T17]	1
2	9020241	(000000–) Cover Assy, Tank, Sol, Afmkt [T17]	1
2	9020284	(000000–) Cover Assy, Tank, Sol, Tj Afmkt [T17] (Japan Only)	1
3	1066431	(000000–) Seal, Afmkt, Bulb, Dual, 03ft [F/.30gap]	1
4	1060673	(000000–) Bar, Rnd, Plastic, 0.31D 08.5L	1
5	386324	(000000–) Handle	1
6	1206948	(000000–) Bracket, Pawl, Handle	1
7	1212298	(000000–) Tube Assy, 34.2l	1
8	1062651	(000000–) Sensor, Press, 3 Psi, 8–30vdc	1
9	377349	(000000–) Fitting, Plstc, Pf12/Pf12, Bh	1
10	1204114	(000000–010999) Bracket, Mtg, Tank, Soltn, Rh	1
10	1218383	(011000–) Bracket, Mtg, Tank, Soltn, Rh	1
11	1206060	(000000–) Bracket, Mtg, Tank, Soltn, Front	1
12	1017218	(000000–) Washer, Flat, 0.32b 1.00d .12, Ss	14
13	09010	(000000–) Screw, Hex, M8 X 1.25 X 25, Ss	4
14	12273	(000000–) Screw, Hex, M8 X 1.25 X 20, NI, Ss	6
15	08713	(000000–) Nut, Hex, Lock, M8 X 1.25, NI, Ss	4
16	390994	(000000–) Plug, Hole, Soltn Tank, Blk Pyu	1
17	1207229	(000000–) Plate Wldt, Mesh	1
18	1207272	(000000–) Mesh Assy, Cloth [T17]	1
19	1069311	(000000–) Screw, Pan, Phl, M8 X 1.25 X 16, Blk	4
20	1045487	(000000–) Screw, Pan, Phl, M5 X 0.80 X 16, Blk	5

Fig. 24 – Solution Supply Group

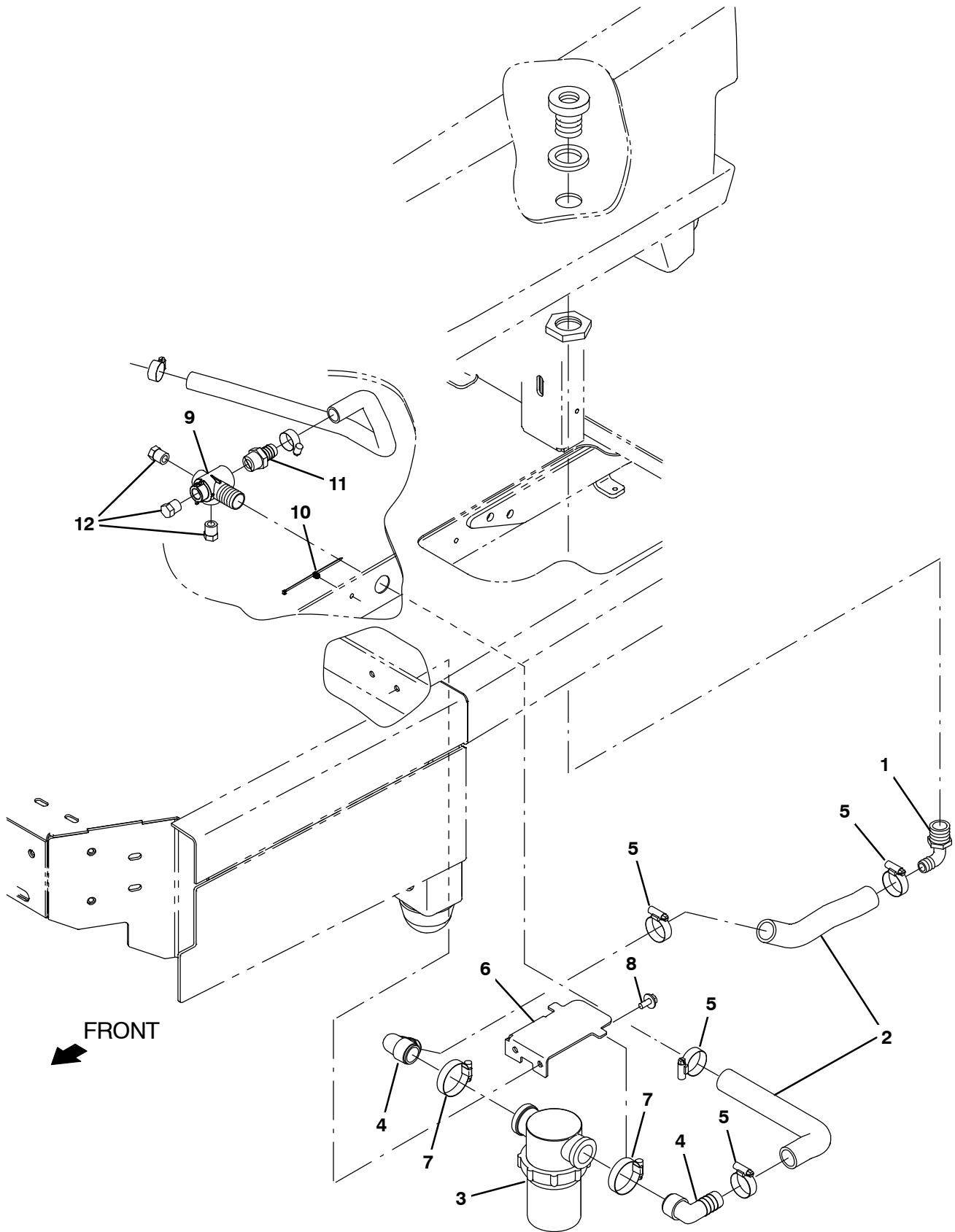


Fig. 24 – Solution Supply Group

	Ref.	Part No.	Serial Number	Description	Qty.
	1	18595	(000000–) Fitting, Plstc, E90, Bm16/Pm12	1
	2	1214093	(000000–) Hose, Afmkt, Pvc, Wir, 1.00ld, 01Ft, Clr	1
▽	3	1205428	(000000–) Filter, Screen, 080 Mesh, In-Line	1
▲		9018853	(000000–) Filter Element, Water [M/T17]	1
	4	1212887	(000000–) Fitting, Plstc, E90, Bm16/Pm16	2
	5	11399	(000000–) Clamp, Hose, Wormdrive, 0.81–1.50d, .50w	4
	6	1207518	(000000–) Bracket, Mtg, Filter Hsg	1
	7	11531	(000000–) Clamp, Hose, Wormdrive, 1.06–2.00d, .56w	2
	8	1020341	(000000–) Screw, Hex, M8 X 1.25 X 20, Ss, Sems	2
	9	1208486	(000000–) Manifold, Solution Delivery, Main	1
	10	1221161	(000000–) Tie, Cable, Nyl, Push Mount, 76Mm Max D	1
	11	79273–2	(000000–) Fitting, Plstc, Str, Bm12/Pm12	1
	12	630146	(000000–) Fitting, Plug, Pm06, Hdpe	3

Fig. 25 - Recovery Tank Group

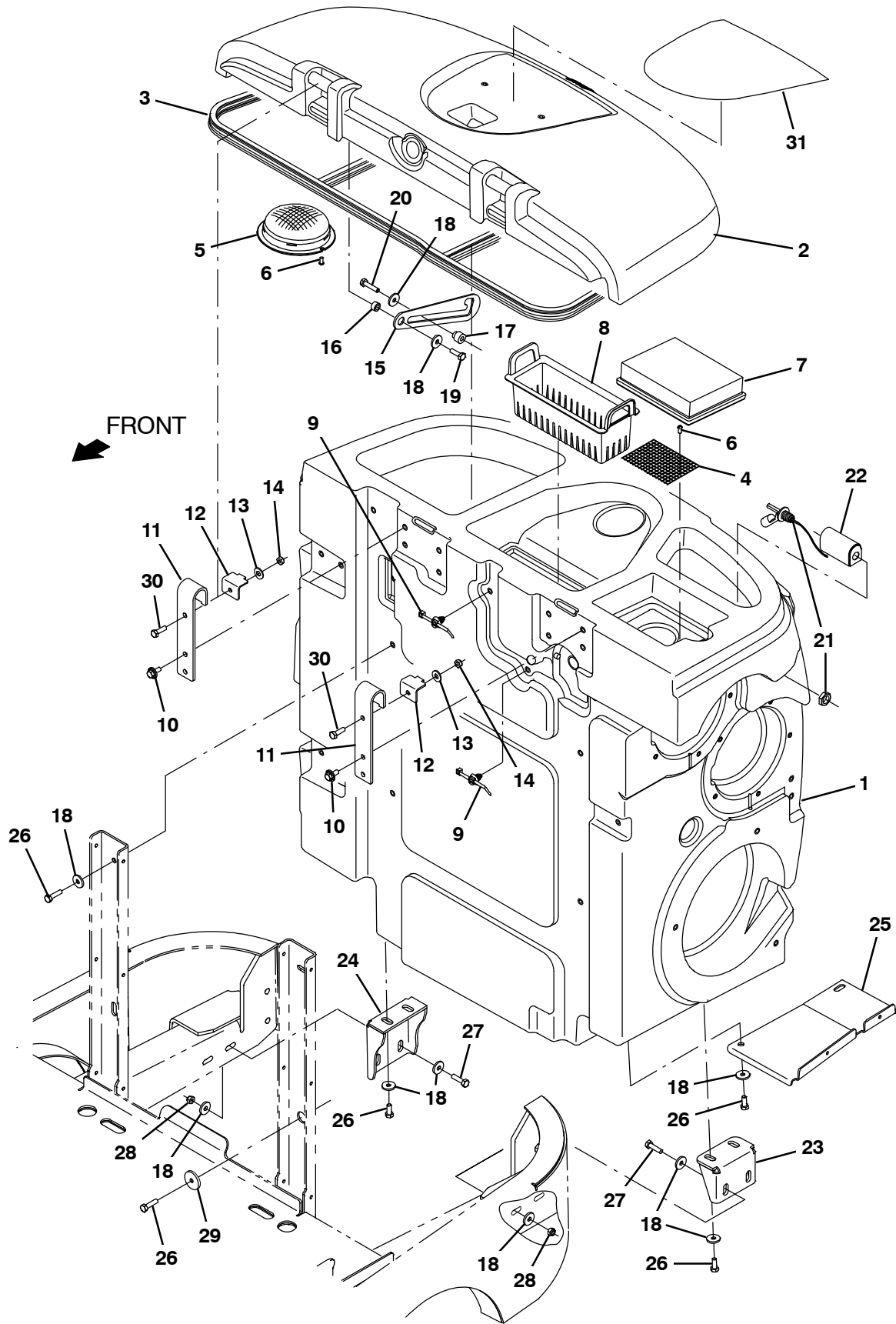


Fig. 25 – Recovery Tank Group

Ref.	Part No.	Serial Number	Description	Qty.
1	9020211	(000000–) Tank, Rec, Afmkt [T17]	1
2	9020212	(000000–) Cover Assy, Rec Tank, Afmkt [T17]	1
2	9020286	(000000–) Cover Assy, Rec Tank, Tj Afmkt [T17] (Japan Only)	1
3	1066434	(000000–) Seal, Afmkt, Bulb, Dual, 12Ft [F/.30Gap]	1
4	1207887	(000000–) Screen, Safety, Vac Fan	1
5	1026014	(000000–) Screen, Vacuum	1
6	382320	(000000–) Screw, Pan, Phl, 12–16 X 0.50, F/ Plstc	4
7	1037822	(000000–) Filter, Panl, Dust, 2.0 X 06.1 X 07.6	1
8	1206119	(000000–) Tray, Debris, Tank	1
9	1210807	(000000–) Wire, Tie [W/.25" Fir Tree Clip]	2
10	1020341	(000000–) Screw, Hex, M8 X 1.25 X 20, Ss, Sems	4
11	1206961	(000000–) Bracket, Mtg, Cover, Recvy Tank	2
12	1207130	(000000–) Bracket, Retain, Hinge, Cover	2
13	01685	(000000–) Washer, Flat, 0.38B 0.88D .08, Ss	2
14	08713	(000000–) Nut, Hex, lock, m8 X 1.25, ml, Ss	2
15	1057214	(000000–) Plate, Arm, Prop	1
16	360460	(000000–) Sleeve, P/M, 0.34b 0.63d 0.4l, Ss / Oil	1
17	230735	(000000–) Sleeve, P/M, Flng, 0.33b 0.75/0.50d 0.8l	1
18	1017218	(000000–) Washer, Flat, 0.32b 1.00d .12, Ss	19
19	12333	(000000–) Screw, Hex, M8 X 1.25 X 25, Ss, NI	1
20	59658	(000000–) Screw, Hex, M8 X 1.25 X 35, NI, Ss	1
21	385685	(000000–) Sensor, Level, Liq, 14vdc 01a .62–11	1
22	1019285	(000000–) Bracket, Protector, Float Switch	1
23	1205049	(000000–) Bracket, Mtg, Tank, Recvy, Lh	1
24	1205797	(000000–) Bracket, Mtg, Tank, Recvy, Rh	1
25	1207209	(000000–) Bracket, Sppt, Hose, Drain	1
26	12273	(000000–) Screw, Hex, M8 X 1.25 X 20, NI, Ss	10
27	09011	(000000–) Screw, Hex, M8 X 1.25 X 30, Ss	4
28	08713	(000000–) Nut, Hex, Lock, M8 X 1.25, NI, Ss	4
29	379829	(000000–) Washer, Flat, 0.34b 1.50d .12, Stl, PI	1
30	09010	(000000–) Screw, Hex, M8 X 1.25 X 25, Ss	2
31	1213110	(000000–) Label, Hole, Cover, Recvy Tank	1

Fig. 26 - Tank Drains Group

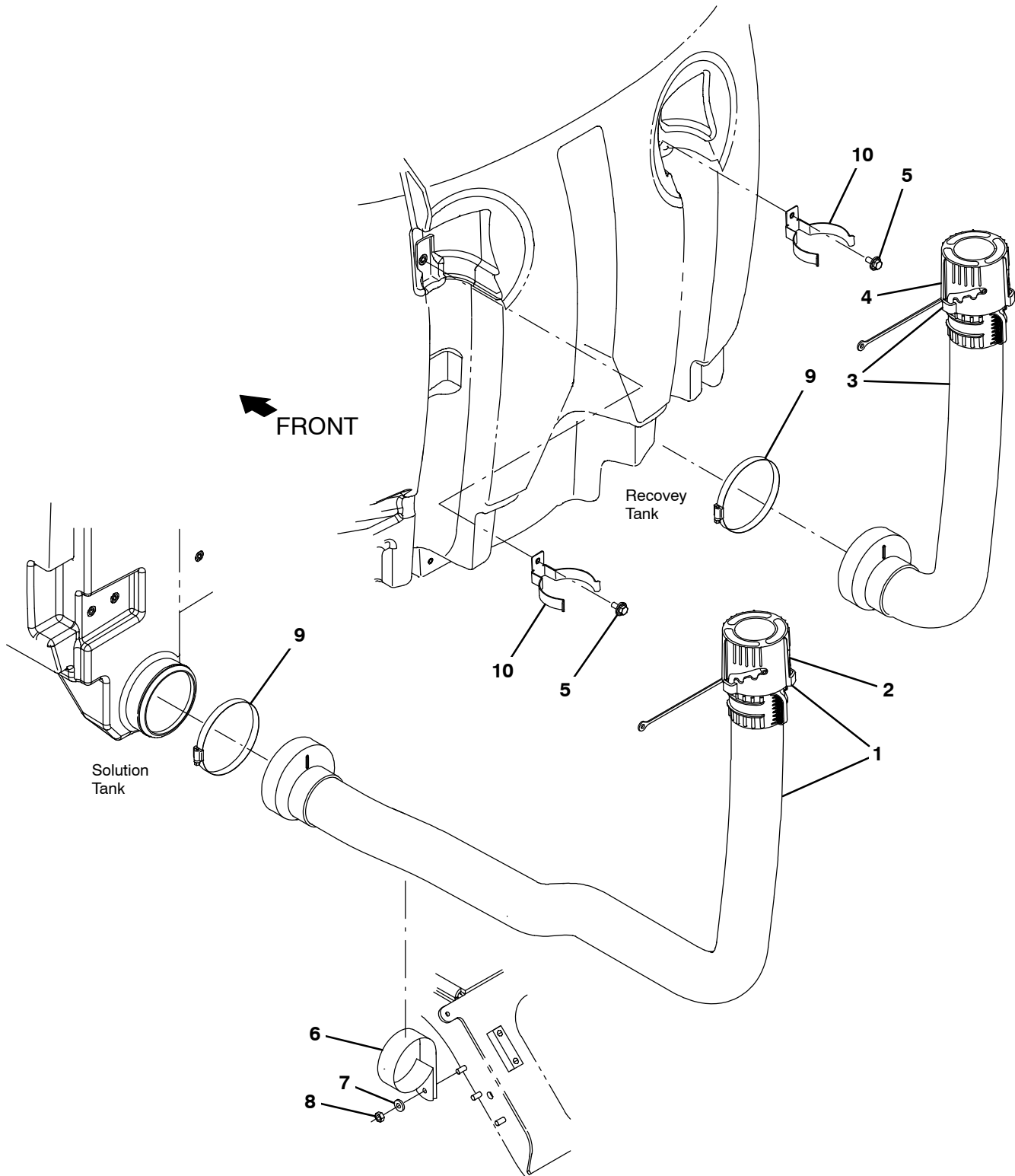


Fig. 26 – Tank Drains Group

	Ref.	Part No.	Serial Number	Description	Qty.
▽	1	1206099	(000000–012999)	Hose Assy, Drain, 3.0 Id 64 L	1
▲	2	1214337	(000000–012999)	Cuff Assy, Outer, Drain Hose	1
▽	1	1239902	(013000–)	Hose Assy, Drain, 3.0 Id 65 L	1
▲	2	1214337	(013000–)	Cuff Assy, Outer, Drain Hose	1
▽	3	1206370	(000000–)	Hose Assy, Drain, 3.0 Id 35 L	1
▲	4	1214337	(000000–)	Cuff Assy, Outer, Drain Hose	1
	5	1020341	(000000–)	Screw, Hex, M8 X 1.25 X 20, Ss, Sems	2
	6	1207562	(000000–)	Clamp, Cable, Stl, 3.25d X 1.00w, 1hole	1
	7	01685	(000000–)	Washer, Flat, 0.38b 0.88d .08, Ss	1
	8	08713	(000000–)	Nut, Hex, Lock, M8 X 1.25, NI, Ss	1
	9	1201434	(000000–)	Clamp, Hose, Wormdrive, 4.63–5.50, 0.5w	2
	10	1209684	(000000–)	Bracket, Mtg, Hose	2

Fig. 27 – Vacuum Fans and Rear Side Door Group

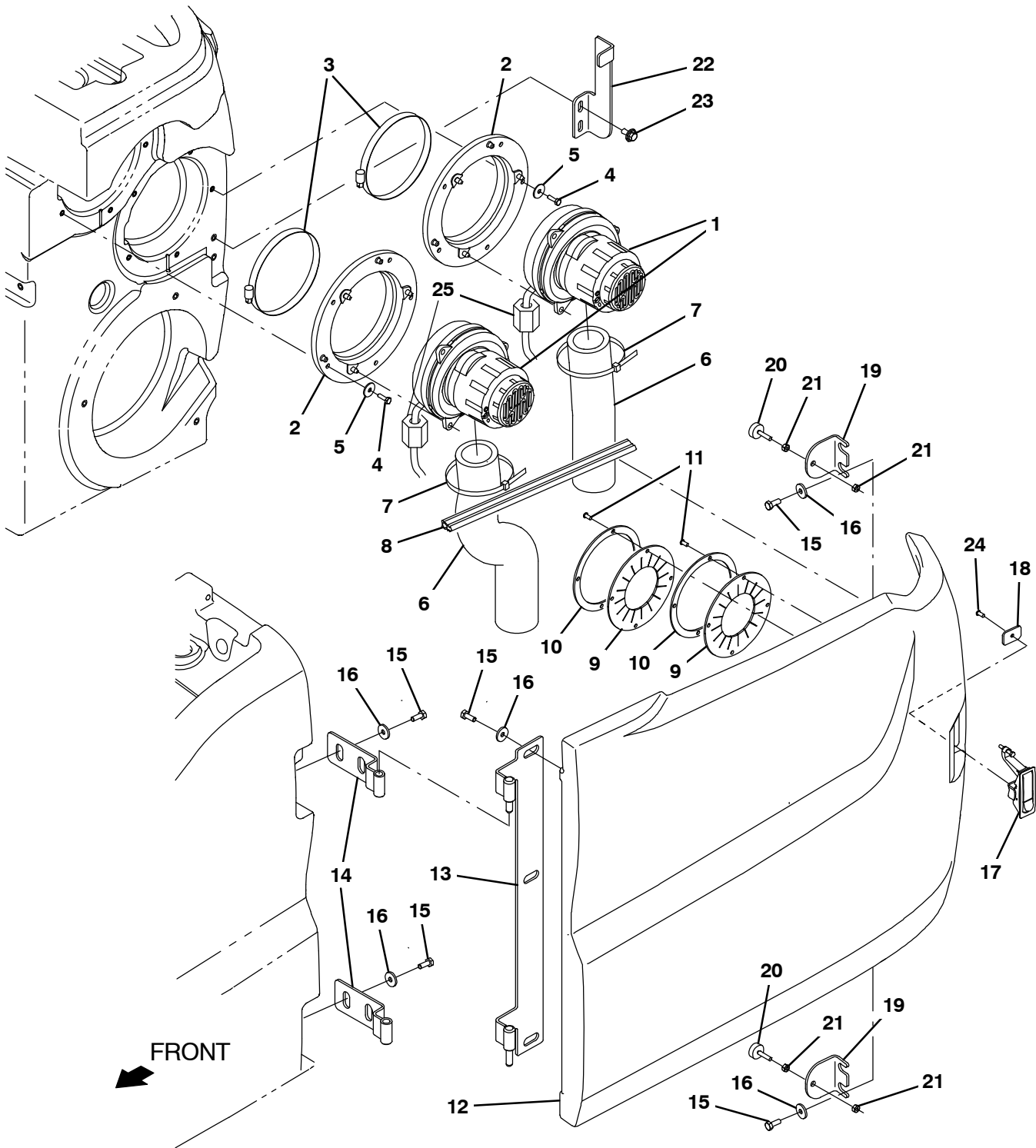


Fig. 27 - Vacuum Fans and Rear Side Door Group

Ref.	Part No.	Serial Number	Description	Qty.
▽	1	1200149	(000000-) Fan, Vacuum, 6.6d, 036vdc, 1 Stage [Bpt]	2
▲		1206774	(000000-) Brush Kit, Motor, Fan	1
	2	1201267	(000000-) Assy, Seal, Mtg, Vacfan	2
	3	49891	(000000-) Clamp, Hose, Wormdrive, 5.56-6.50d, .56w	2
	4	08716	(000000-) Screw, Hex, M6 X 1.00 X 20, Ss	10
	5	29570	(000000-) Washer, Flat, 0.28b 1.00d .06, Stl	10
	6	1203848	(000000-) Muffler, Vacfan, 11.0 L	2
	7	130773	(000000-) Tie, Cable, Nyl, 11.0l, .14w, 3.0 Max. D	2
	8	1066431	(000000-) Seal, Afrmkt, Bulb, Dual, 03ft [F/.30gap]	1
	9	1214173	(000000-) Seal, Door, Vac Fan, Rbr	2
	10	1214174	(000000-) Retainer, Seal, Door, Vac Fan	2
	11	382320	(000000-) Screw, Pan, Phl, 12-16 X 0.50, F/ Plstc	8
	12	9020218	(000000-012999) Cover, Side, Lh, Afrmkt [T17]	1
	12	9018977	(013000-) Cover, Side, Lh, Afrmkt [T/M17]	1
	13	1205801	(000000-) Hinge, Wldt, Lh	1
	14	1205811	(000000-) Hinge Wldt, [T12]	2
	15	15675	(000000-) Screw, Hex, M8 X 1.25 X 16, Ss	11
	16	32492	(000000-) Washer, Flat, 0.38, Std	11
	17	398806	(000000-) Latch	1
	18	1208748	(000000-) Plate, Latch [T17]	1
	19	1207039	(000000-) Bracket, Bumper	2
	20	20802	(000000-) Bumper, Rbr, 1.0d 0.38th .25-20	2
	21	19312	(000000-) Nut, Hex, Std, .25-20	4
	22	1207341	(000000-) Bracket, Latch, Lh Panel [T17]	1
	23	1020341	(000000-) Screw, Hex, M8 X 1.25 X 20, Ss, Sems	2
	24	06933	(000000-) Screw, Pan, Phl, M5 X 0.80 X 16, 4.8	1
	25	1052126	(000000-) Inductor, 12.7mmid [156 Imp at 25Mhz] (Europe, Australia, Canada Only)	2

Fig. 28 - Rear Squeegee Lift Group

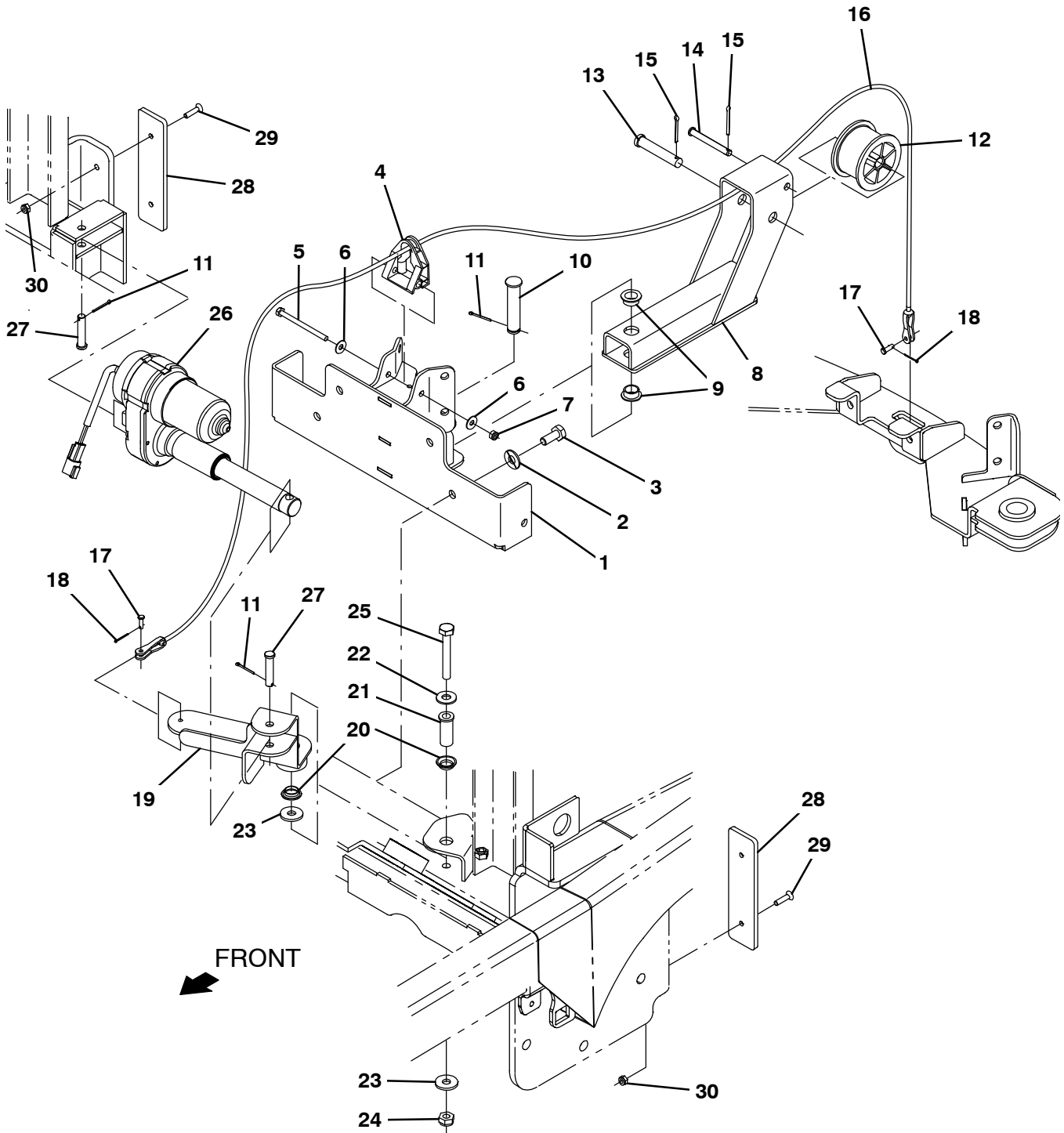


Fig. 28 – Rear Squeegee Lift Group

Ref.	Part No.	Serial Number	Description	Qty.
1	1207903	(000000–) Bracket Wldt, Sqge Lift, Frame	1
2	01686	(000000–) Washer, Flat, 0.44b 1.00d .08, Ss	4
3	09770	(000000–) Screw, Hex, M10 X 1.50 X 25, NI, Ss	4
4	1208274	(000000–) Guide, Cable, Sqge Lift	1
5	391434	(000000–) Screw, Hex, M6 X 1.00 X 80, Ss	1
6	01684	(000000–) Washer, Flat, 0.27b 0.69d .05, Ss	2
7	08712	(000000–) Nut, Hex, Lock, M6 X 1.00, NI, Ss	1
8	1205553	(000000–) Lift Wldt, Sqge, Pulley	1
9	25735	(000000–) Bushing, Flng, 0.63b 0.75d 0.38l	2
10	1018276	(000000–) Pin, Clevis, 0.62d X 2.91l	1
11	08179	(000000–) Pin, Cotter, .094 X 1.00	3
12	223054	(000000–) Drum, Cable, Lift	1
13	51103	(000000–) Pin, Clevis, 0.50d X 2.62l	1
14	71274	(000000–) Pin, Clevis, 0.31d X 2.62l	1
15	08175	(000000–) Pin, Cotter, .125 X 1.25	2
16	1207739	(000000–) Cable, Ss .12d 22.6l .2clevis / .2clevis	1
17	77488	(000000–) Pin, Clevis, 0.19d X 0.63l	2
18	08178	(000000–) Pin, Cotter, .062 X 0.75	2
19	1207466	(000000–) Lever Wldt, Sqge Lift, Pulley	1
20	04843	(000000–) Bushing, Flng, 0.63b 0.72d 0.25l	2
21	1208247	(000000–) Bushing, Sleeve, Flng 0.40b 0.625d 1.62l, Ss	1
22	01686	(000000–) Washer, Flat, 0.44b 1.00d .08, Ss	1
23	1014563	(000000–) Washer, Flat, 0.40b 1.12d .12, Ss	2
24	08714	(000000–) Nut, Hex, Lock, M10 X 1.5, NI, Ss	1
25	14529	(000000–) Screw, Hex, M10 X 1.50 X 70, Ss	1
26	1206872	(000000–) Actuator, 36v, 2.36in Stroke	1
27	17461	(000000–) Pin, Clevis, 0.37d X 1.75l	2
28	1207757	(000000–) Shield, Bumper, Sqge Cplg	2
29	06415	(000000–) Screw, Flt, Soc, M6 X 1.00 X 25, 10.9	4
30	08708	(000000–) Nut, Hex, Lock, M6 X 1.00, NI	4

Fig. 29 - Rear Squeegee Linkage Group

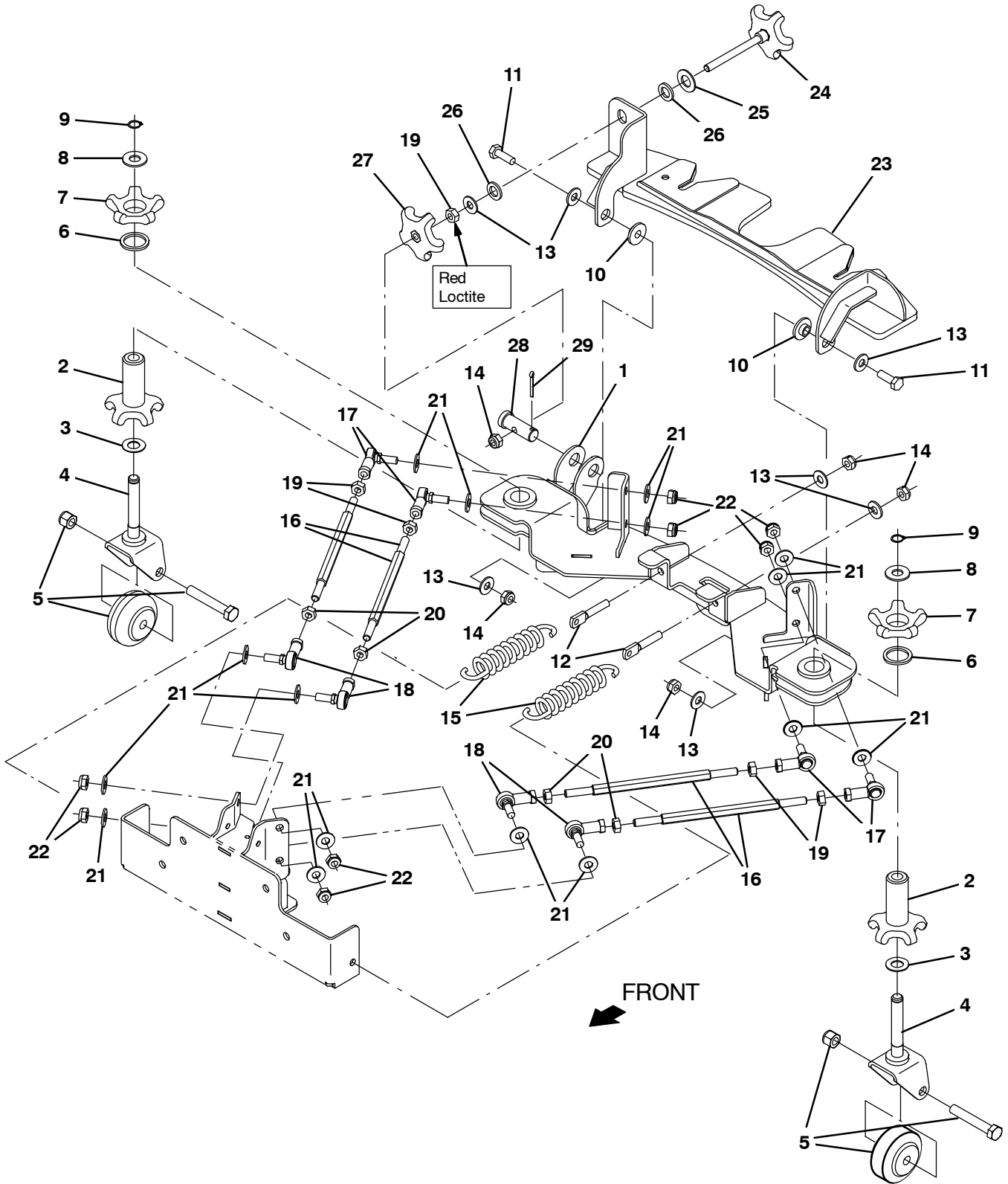


Fig. 29 – Rear Squeegee Linkage Group

Ref.	Part No.	Serial Number	Description	Qty.
	1	1206821	(000000–) Coupling Wldt, Sqge, Front	1
▽	9020233	(000000–)	Caster, Assy, Sq, Rear, Afmkt [T17]	2
▲	2	1208155	(000000–) Knob, Adj, Caster	1
▲	3	07450	(000000–) Washer, Thrust, 0.66b 1.25d 0.06w	1
▲	4	1208153	(000000–) Pivot Wldt, Caster, Sqge	1
▲	5	9014285	(000000–) Caster Kit, Rear Squeegee, Am	1
▲	6	79217	(000000–) Washer, Wavy, 1.20b 1.54d .13	1
▲	7	1208156	(000000–) Knob, Caster	1
	8	77272	(000000–) Washer, Flat, 0.60b 1.31d .10, Ss	2
	9	01516	(000000–) Ring, Retaining, Ext, 0.59d, Basic	2
	10	363087	(000000–) Bushing, Fng, 0.44b 1.25d 0.25l	2
	11	12317	(000000–) Screw, Hex, M10 X 1.50 X 30, Ss	2
	12	386847	(000000–) Bolt, Eye, M10 X 1.50 X 064mm, 07.10 Eye	2
	13	01686	(000000–) Washer, Flat, 0.44b 1.00d .08, Ss	7
	14	08714	(000000–) Nut, Hex, Lock, M10 X 1.5, NI, Ss	5
	15	1031413	(000000–) Spring, Extn, 1.68od 0.20wir 07.5l	2
▽	9020232	(000000–)	Link Kit, Sq, Rear, 1 Link, Afmkt [T17]	4
▲	16	1209712	(000000–) Rod, Hex, M10, 09.50l, Stl	1
▲	17	05686	(000000–) Rod–End, M10 X 1.5rh Fem M10 X 1.5stud	1
▲	18	05685	(000000–) Rod–End, M10 X 1.5lh Fem M10 X 1.5stud	1
▲	19	07787	(000000–) Nut, Hex, Std, M10 X 1.50, Ss	1
▲	20	09775	(000000–) Nut, Hex, Std, M10–1.5 , Ss	1
▲	21	01686	(000000–) Washer, Flat, 0.44b 1.00d .08, Ss	4
▲	22	08714	(000000–) Nut, Hex, Lock, M10 X 1.5, NI, Ss	2
	23	1206844	(000000–) Coupling Wldt, Sqge, Rear	1
	24	1206865	(000000–) Knob, Star, 3.21d 5ear 4.45l M10x1.5	1
	25	15331	(000000–) Washer, Flat, 0.62, Sae	1
	26	1210022	(000000–) Washer, 1.02 Od, .62 Id, Urethane	2
	27	1054945	(000000–) Knob, Star, 3.21d 5ear M10	1
	28	1207034	(000000–) Pin, Clevis, 0.75d X 2.00l, M10 Hole	1
	29	08236	(000000–) Pin, Cotter, .156 X 1.25	1

Fig. 30 – Rear Squeegee Group

Ref.	Part No.	Serial Number	Description	Qty.
▽	9020070	(000000–) Squeegee Kit, Ci [T17]	1
▲	1 1219748	(014726–) Squeegee Frame Assy	1
▲	2 1220147	(014726–) Rod, Thrd, 2end, M8x1.25/ M10x1.5 –02	2
▲	3 1220149	(014726–) Nut, T, M10 X 1.50 X 0.62od X 0.5l	2
▲	4 1212782	(000000–) Spring, Cmpr, 0.98od .14wir 02.00l, Ss	2
▲	5 1208629	(000000–) Ring, Mtg, Sqge, .38l	2
▲	6 1055396	(000000–) Pin, 0.63d, 02.0l [W/Cbore, M8 Screw]	2
▲	7 07786	(000000–) Nut, Hex, Std, M8 X 1.25, Ss	2
▲	8 1052532	(000000–) Grip, Lock	2
▲	9 363162	(000000–) Wheel, 04.0d 0.89w 0.64b	2
▲	10 01686	(000000–) Washer, Flat, 0.44b 1.00d .08, Ss	2
▲	11 08714	(000000–) Nut, Hex, Lock, M10 X 1.5, NI, Ss	2
▲	12 1209122	(000000–) Strap Wldt	1
▲	13 1206530	(000000–) Pin, 0.43d 2.75l [303ss]	2
▲	14 1209121	(000000–) Arm Wldt	1
▲	15 1209120	(000000–) Bracket Wldt	1
▲	16 51813	(000000–) Pin, Clevis, 0.37d X 2.12l	1
▲	17 1208858	(000000–) Cover, Handle	1
▲	18 1207103	(000000–) Clamp Wldt, Rear	1
▲	19 21606	(000000–) Bar Wldt, Retainer, Sqge, Rear	1
▲	20 1208906	(000000–) Cam, Rear	1
▲	21 32492	(012500–) Washer, Flat, 0.38, Std	2
	22 1207608	(000000–) Gasket, Ure, .16, 3.23id 3.63od	1
	23 1207661	(000000–) Hose Assy, Rear Squeegee	1
	24 1209444	(000000–) Fastener, 11.00l [Hook & Loop]	1
	25 1045525	(000000–) Screw, Pan, Phl, M6 X 1.00 X 12, Blk	1
	26 01684	(000000–) Washer, Flat, 0.27b 0.69d .05, Ss	1
	27 1213539	(000000–) Hose Trap Assy	1
	28 1207086	(000000–) Blade, Front Squeegee 56.6l (Linard)	1
	28 1208356	(000000–) Blade, Front Squeegee 56.6l (Urethane)	1
	28 1208358	(000000–) Blade, Front Squeegee 56.6l (Gum)	1
	29 1207087	(000000–) Blade, Rear Squeegee 60.6l (Linatex)	1
	29 1208357	(000000–) Blade, Rear Squeegee 60.6l (Urethane)	1
	29 1208359	(000000–) Blade, Rear Squeegee 60.6l (Gum)	1
	30 1213530	(000000–014725) Squeegee Frame Assy	1
	31 1206251	(000000–014725) Rod, Thrd, 2end, M8x1.25/ M10x1.5 –02	2
	32 391345	(000000–014725) Nut, T, M10 X 1.50 X 0.62od X 0.5l	2
	33 1208730	(000000–) Cuff, Adapter, 2.75 X 3.00, Pvc	1

Fig. 31 – Right Hand Door and Battery Cover Group

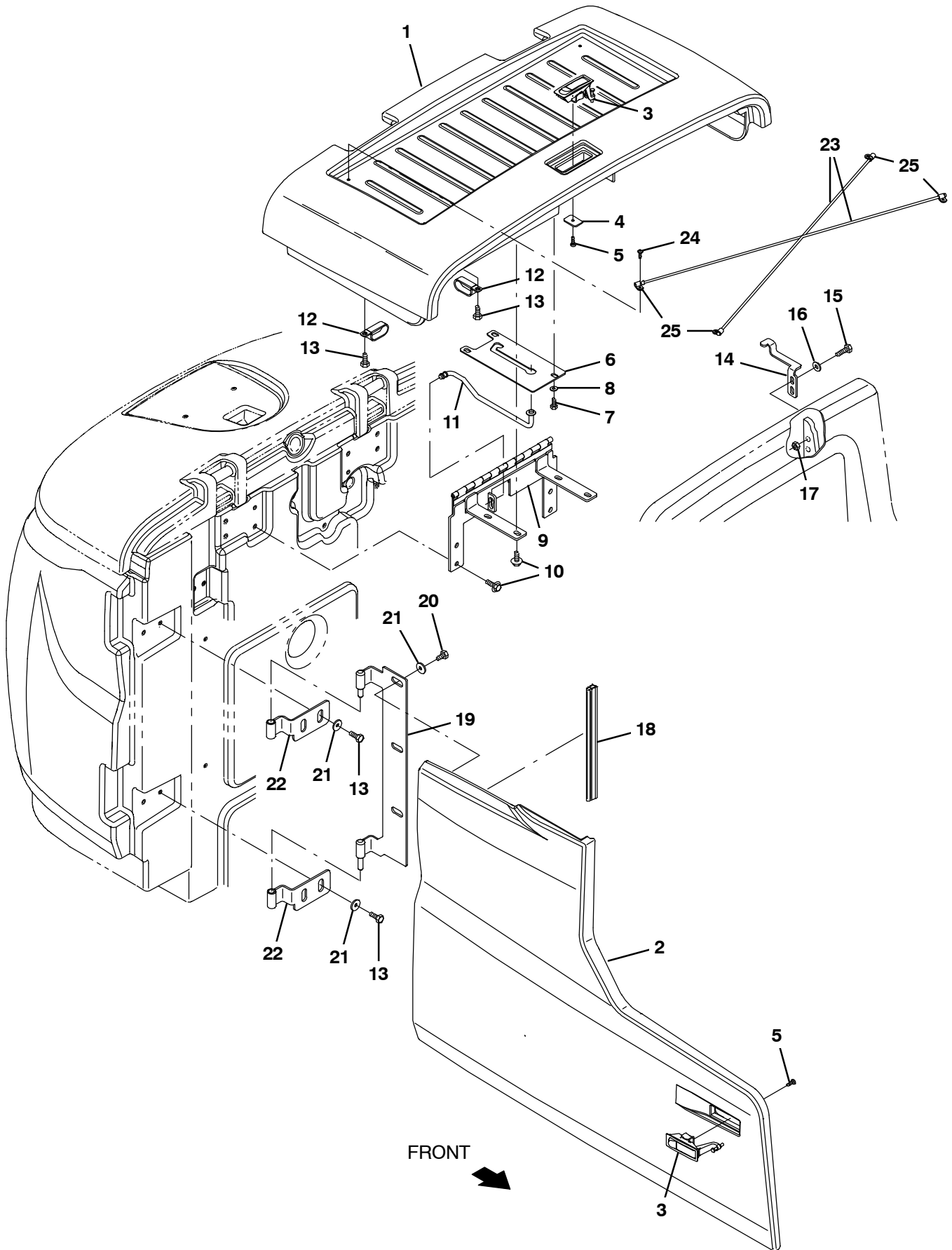


Fig. 31 – Right Hand Door and Battery Cover Group

Ref.	Part No.	Serial Number	Description	Qty.
1	9020213	(000000–012999)	Cover, Battery, Top, Afmkt [T17]	1
1	9020290	(000000–012999)	Cover Assy, Battery, Tj [T17] (Japan Only)	1
1	9018978	(013000–)	Cover, Assy, Battery [T17/M17]	1
2	9020214	(000000–012999)	Cover, Side Rh, Afmkt [T17]	1
2	9018975	(013000–)	Cover, Side Rh, Afmkt [T/M17]	1
3	398806	(000000–)	Latch	2
4	1208748	(000000–)	Plate, Latch [T17]	1
5	06935	(000000–)	Screw, Pan, Phl, M5 X 0.80 X 25, 4.8	2
6	1209190	(000000–)	Plate, Prop Rod, [T17]	1
7	15678	(000000–)	Screw, Hex, M6 X 1.00 X 16, Ss	3
8	32490	(000000–)	Washer, Flat, 0.25, Std	3
9	1207362	(000000–)	Hinge Wldt, Cover, Battery [T17]	1
10	1020341	(000000–)	Screw, Hex, M8 X 1.25 X 20, Ss, Sems	8
11	1207145	(000000–)	Rod Wldt, Seat, Battery Cover [T17]	1
12	09570	(000000–)	Clamp, Cable, Stl, 0.90d X 0.62w, 1hole	3
13	09740	(000000–)	Screw, Hex, M8 X 1.25 X 20, Ss	7
14	1207131	(000000–)	Bracket, Latch [T17]	1
15	76570	(000000–)	Screw, Hex, M8 X 1.25 X 30, 8.8	2
16	32491	(000000–)	Washer, Flat, 0.31, Std	4
17	08709	(000000–)	Nut, Hex, Lock, M8 X 1.25, NI	2
18	1066429	(000000–)	Seal, Afmkt, Bulb, Dual, 01ft [F/.30gap]	1
19	1207946	(000000–)	Hinge Wldt, Rh [T17]	1
20	49826	(000000–)	Screw, Hex, M8 X 1.25 X 16, NI, Ss	3
21	1017218	(000000–)	Washer, Flat, 0.32b 1.00d .12, Ss	7
22	1205811	(000000–)	Hinge Wldt, [T12]	2
23	1210971	(000000–)	Cord, Battery Cover [T17]	2
24	39239	(000000–)	Screw, Pan, Phl, 10–32 X 0.50, G2, Blk	4
25	140324	(000000–)	Clamp, Cable, Nyl, 0.31d, Blk	4

Fig. 32 – Electrical Box Group

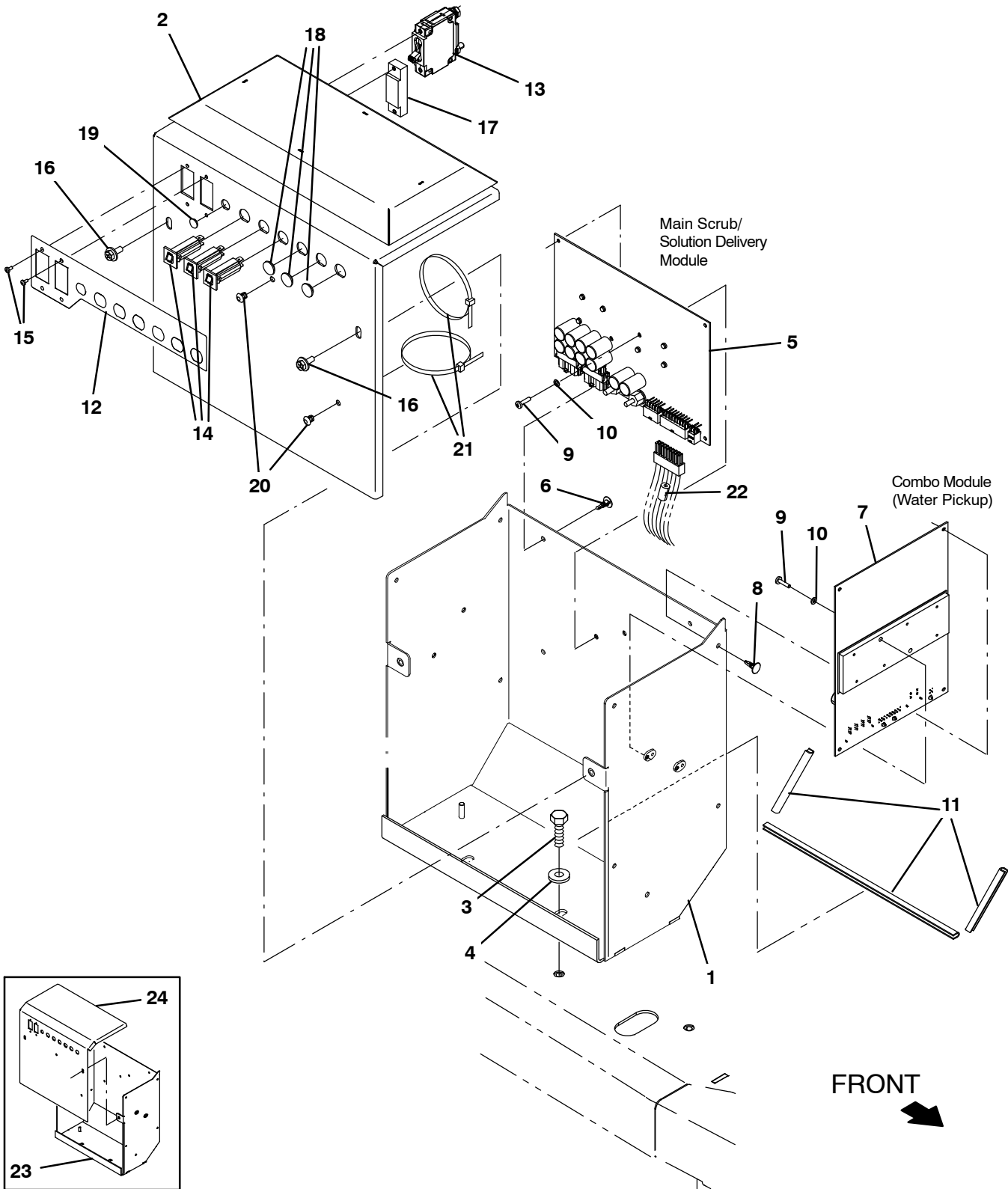


Fig. 32 – Electrical Box Group

Ref.	Part No.	Serial Number	Description	Qty.
	1	1214566	(000000–) Panel Wldt, Enclosure, Electrical	1
	2	1214550	(000000–) Cover Wldt, Enclosure, Electrical	1
	3	1020341	(000000–) Screw, Hex, M8 X 1.25 X 20, Ss, Sems	2
	4	1017218	(000000–) Washer, Flat, 0.32B 1.00D .12, Ss	2
▽	5	9020228	(000000–010999) Circuit Board Kit, Scrub, Afmkt [T17]	1
▲	6	1210399	(000000–010999) Stand–Off, Circuitboard [0.25”]	4
▽	5	9015002	(011000–013999) Circuitboard Kit, Scrub, Afmkt [T17/M17]	1
▲	6	1210399	(011000–013999) Stand–Off, Circuitboard [0.25”]	4
▽	5	9020594	(014000–) Circuitboard Kit, Scrub, Afmkt [T17/M17]	1
▲	6	1210399	(014000–) Stand–Off, Circuitboard [0.25”]	4
▽	7	9020229	(000000–) Circuit Board Kit, Water, Afmkt [t17]	1
▲	8	1210399	(000000–) Stand–Off, Circuitboard [0.25”]	4
	9	06926	(000000–) Screw, Pan, Phl, M4 X 0.70 X 10, 4.8	4
	10	1202860	(000000–) Washer, Flat, 0.17b 0.31d .03, Nyl	4
	11	1046404	(000000–) Molding, Afmkt, Trim, Pvc, .18 .31, 02Ft	1
	12	1208412	(000000–) Label, Circuit Breaker	1
	13	1255810	(000000–) Circuitbreaker, 60.0a, Short Handle	1
	14	1064184	(000000–) Circuitbreaker, 02.5a, Resetable	3
	15	06919	(000000–) Screw, Pan, Phl, M3 X 0.50 X 6, 4.8	4
	16	1034731	(000000–) Screw, Hex, M6 X 1.00 X 16, Sems, Ss	2
	17	1213059	(000000–) Plug, Circuit Breaker [Carling, 50/60a]	1
	18	1058340	(000000–) Plug, Hole, Rnd, 0.63h 0.1l, Blk	3
	19	33807	(000000–) Plug, Hole, Rnd, 0.44H .03–.12, Blk Nyl	1
	20	1202868	(000000–) Clip, Tie, 0.25d, Plstc	8
	21	763114	(000000–) Tie, Cable, 11.3l, 2.75d Max	6
	22	1060276	(000000–) Inductor, 36.2mml,Rnd [Ferrite 1–300hz] (Australia Only)	1
	23	1210467	(000000–010341) Panel Wldt, Enclosure, Electrical	1
	24	1209041	(000000–010341) Cover, Enclosure, Electrical	1

Fig. 33 – Electrical Box Wires Group

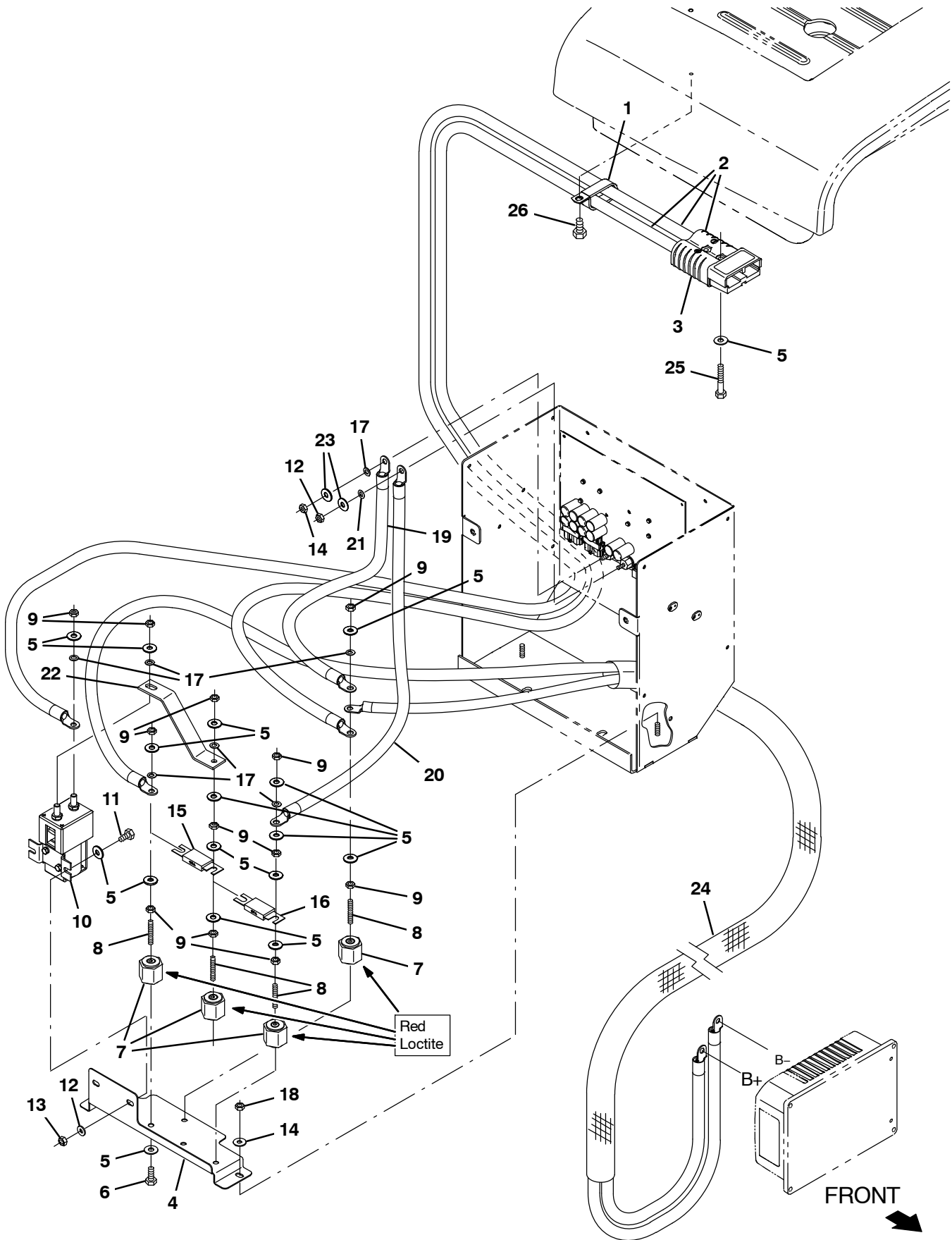


Fig. 33 – Electrical Box Wires Group

Ref.	Part No.	Serial Number	Description	Qty.
	1	09570	(000000–) Clamp, Cable, Stl, 0.90D X 0.62W, 1 Hole	1
▽	2	1072981	(000000–) Cable, Battery, 1/0ga [M8 Ring/M6 Ring]	1
▲	3	01726	(000000–) Connector, 350A, Gray	1
	4	1206431	(000000–) Bracket, Mtg, Contactor	1
	5	32483	(000000–) Washer, Flat, 0.25, Sae	13
	6	19314	(000000–) Screw, Hex, .25–20 X 0.38, G5	4
	7	76062	(000000–) Stand-Off, Wir, 0.25, Insulator, Panel	4
	8	41702	(000000–) Rod, Thrd, Full, .25–20 01.5l	4
	9	19312	(000000–) Nut, Hex, Std, .25–20	10
	10	1068510	(000000–) Contactor, 36vdc, 200a, Spst	1
	11	06942	(000000–) Screw, Hex, M6 X 1.00 X 16, 8.8	2
	12	1202864	(000000–) Nut, Hex, Std, M5 X 0.80, Brs	2
	13	08708	(000000–) Nut, Hex, Lock, M6 X 1.00, NI	2
	14	1061910	(000000–) Nut, Hex, Std, M6 X 1.00, Brs	1
	15	386807	(000000–) Fuse, 150a, 0.88 2.4l [Slo-Blo]	1
	16	86379	(000000–) Fuse, 100a, 0.88 2.4l, 125volt	1
	17	07515	(000000–) Washer, Lock, Int, 0.25, Ss	6
	18	08708	(000000–) Nut, Hex, Lock, M6 X 1.00, NI	2
	19	1072979	(000000–) Cable, 04ga 6.9l Blk [M6 Ring/M6 Ring]	1
	20	1072978	(000000–) Cable, 04ga 9.8l Blu [M5 Ring/M6 Ring]	1
	21	07514	(000000–) Washer, Lock, Int, 10, Ss	2
	22	1208691	(000000–) Busbar, 200a	1
	23	1061918	(000000–) Washer, Flat, 0.25b 0.47d .06, Brs	2
	24	1074713	(000000–) Cable Assy, 02ga, Power [T18, 2 Cond.]	1
	25	33930	(000000–) Screw, Hex, M6 X 1.00 X 40, Ss	2
	26	49826	(000000–) Screw, Hex, M8 X 1.25 X 16, NI, Ss	3

Fig. 34 – Electrical Schematic (00000-010999)

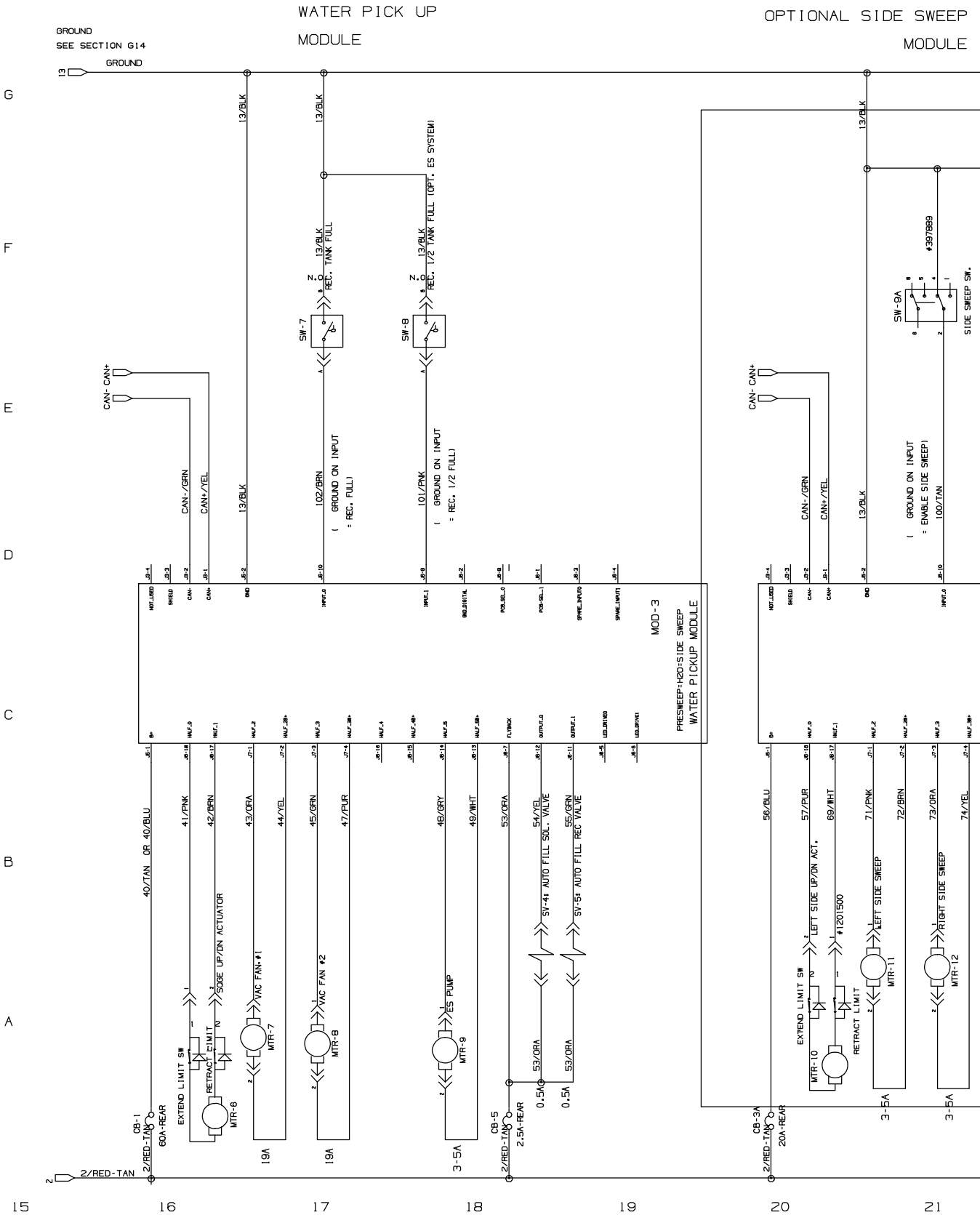


Fig. 34 – Electrical Schematic (00000-010999)

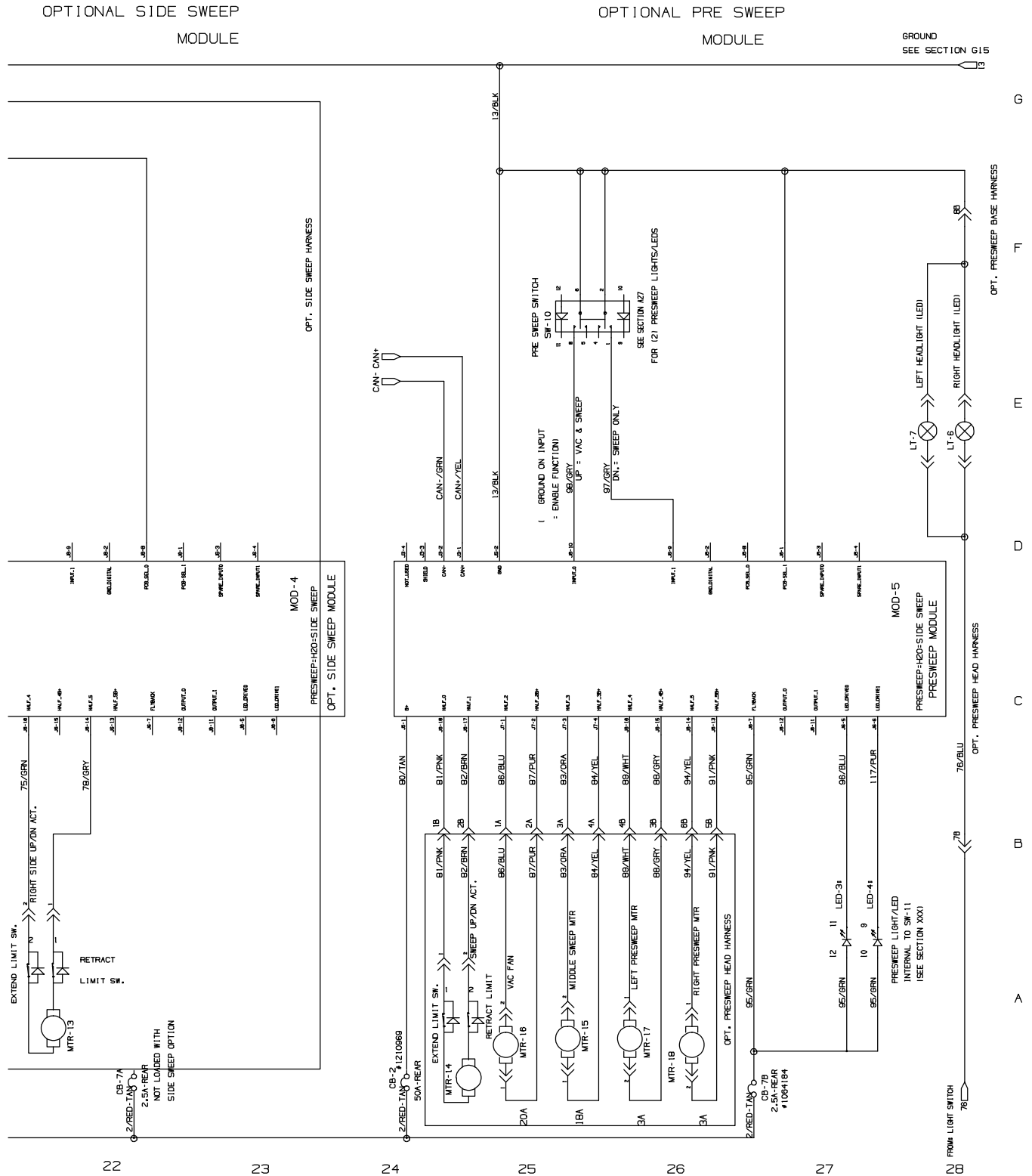


Fig. 35 – Electrical Schematic (011000-012999)

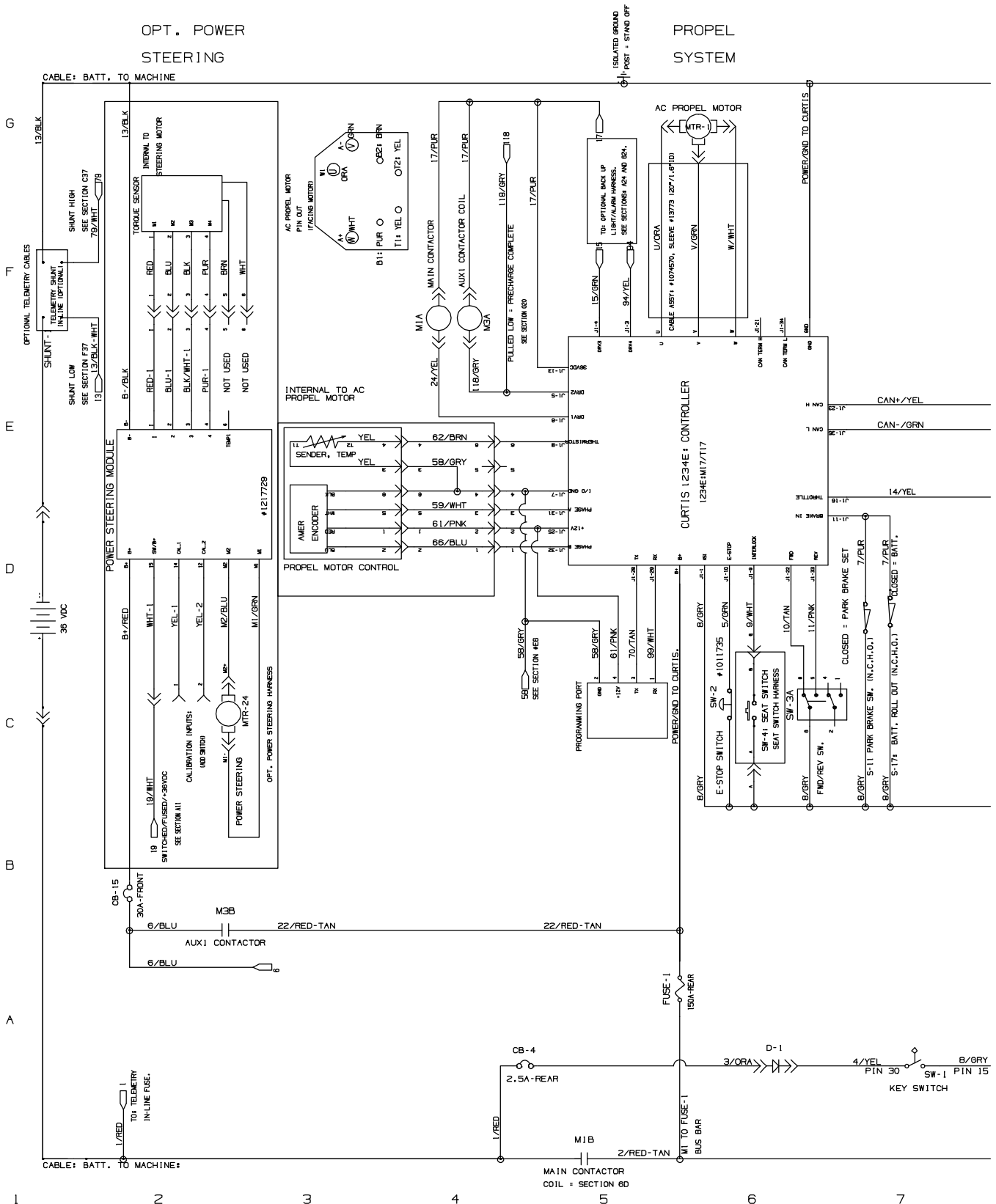


Fig. 35 – Electrical Schematic (011000-012999)

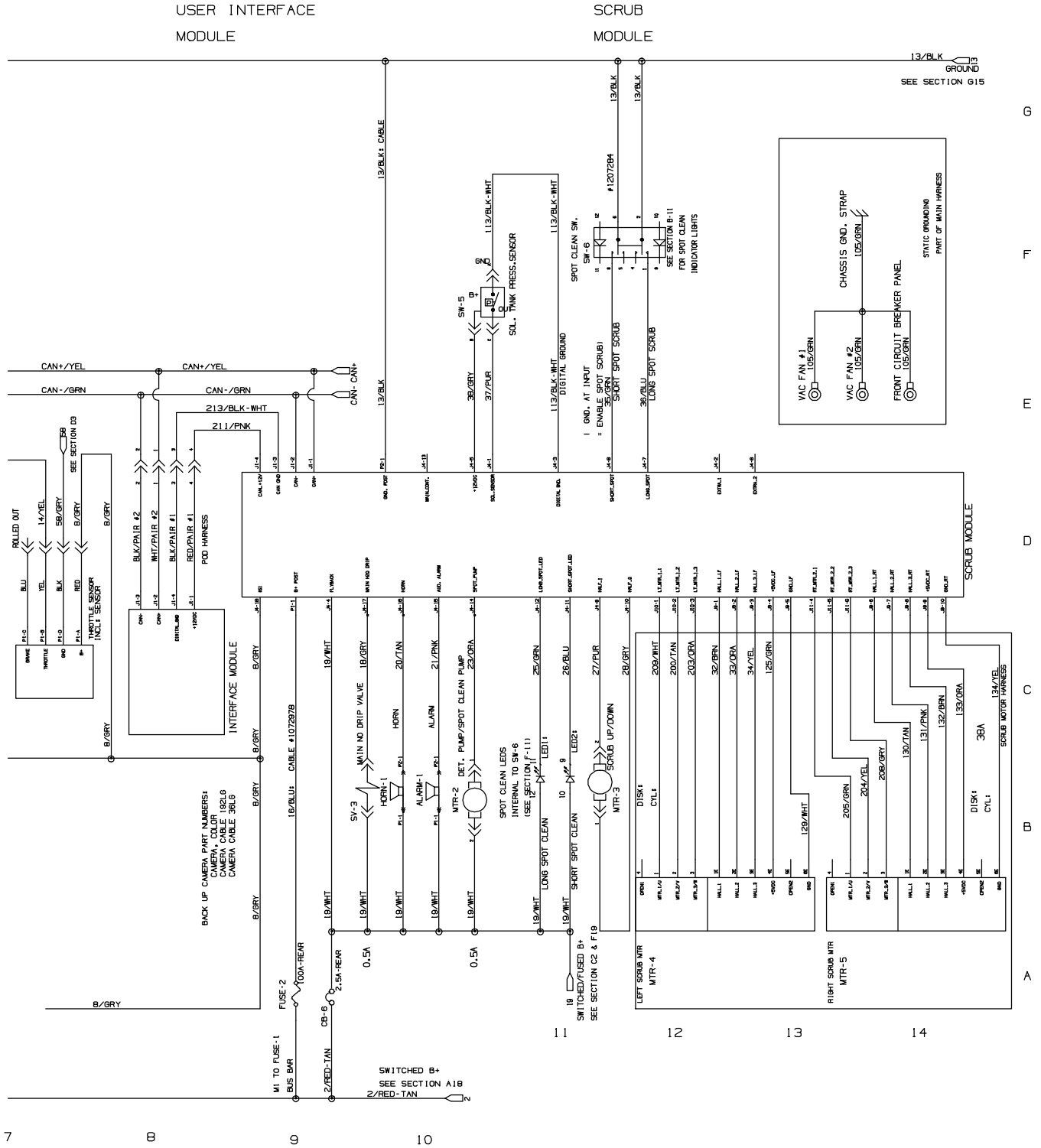


Fig. 35 – Electrical Schematic (011000-012999)

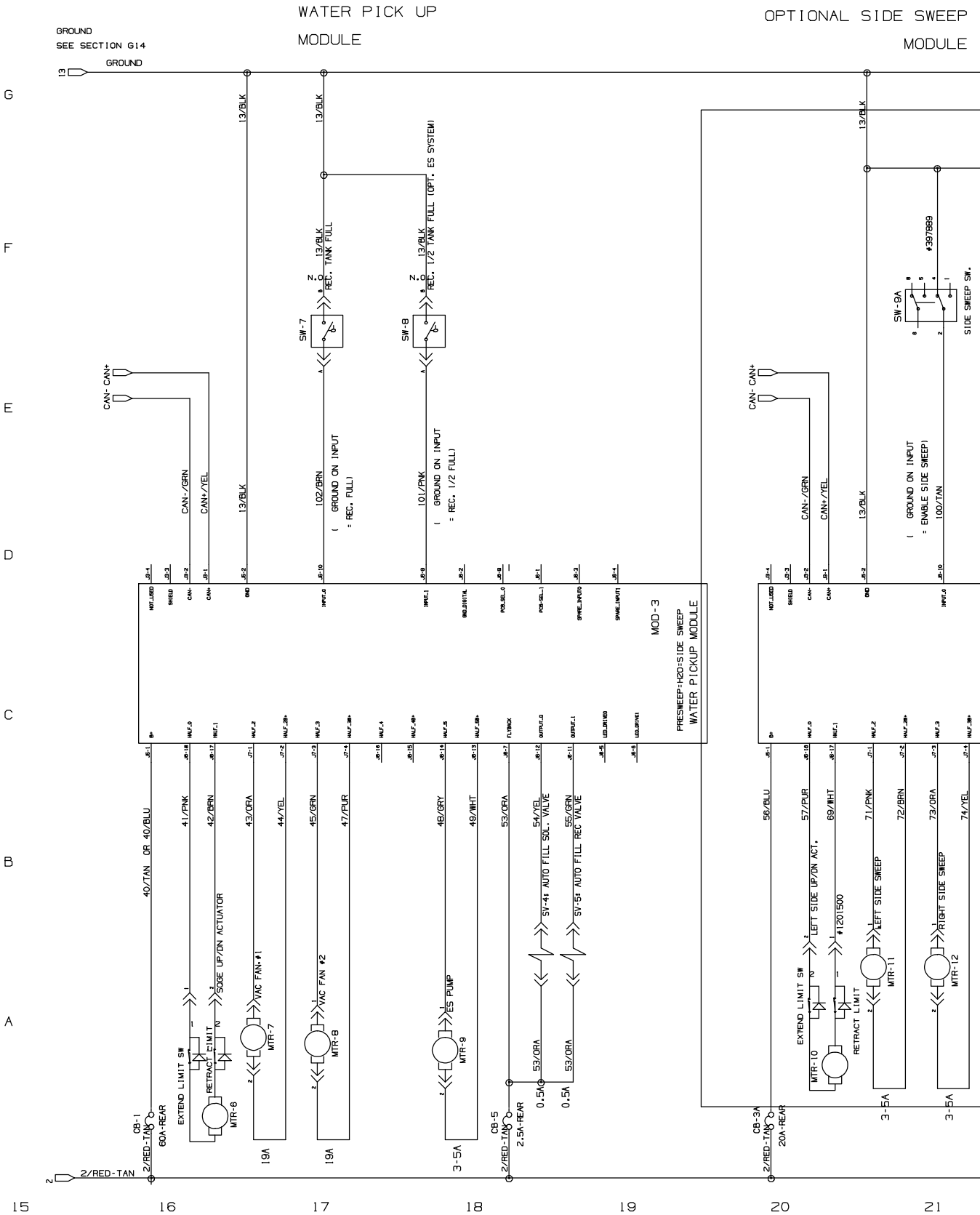


Fig. 35 – Electrical Schematic (011000-012999)

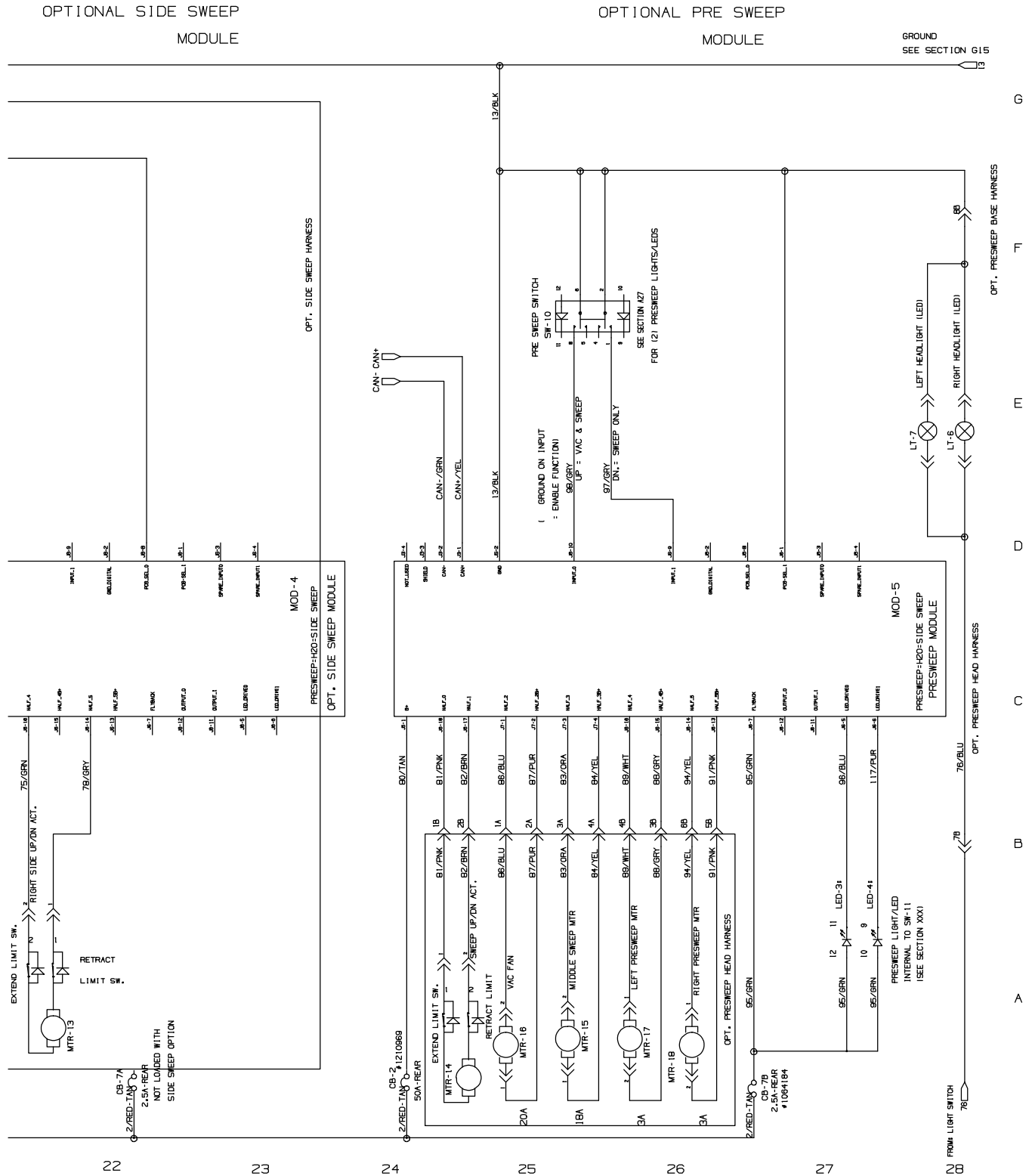
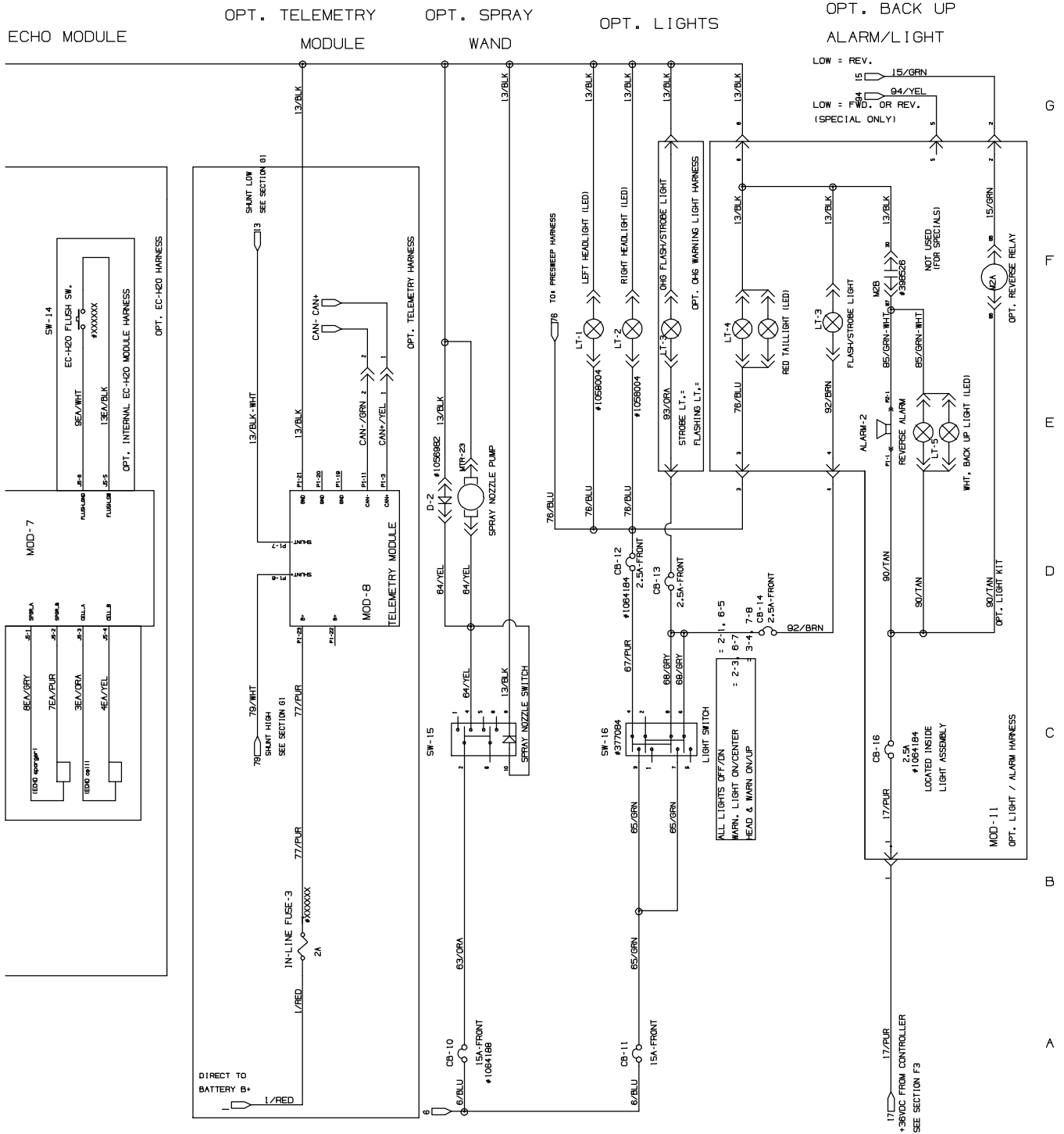


Fig. 35 – Electrical Schematic (011000-012999)



36

37

38

39

40

41

42

356516 – 1074089

Fig. 36 - Electrical Schematic (013000-013999)

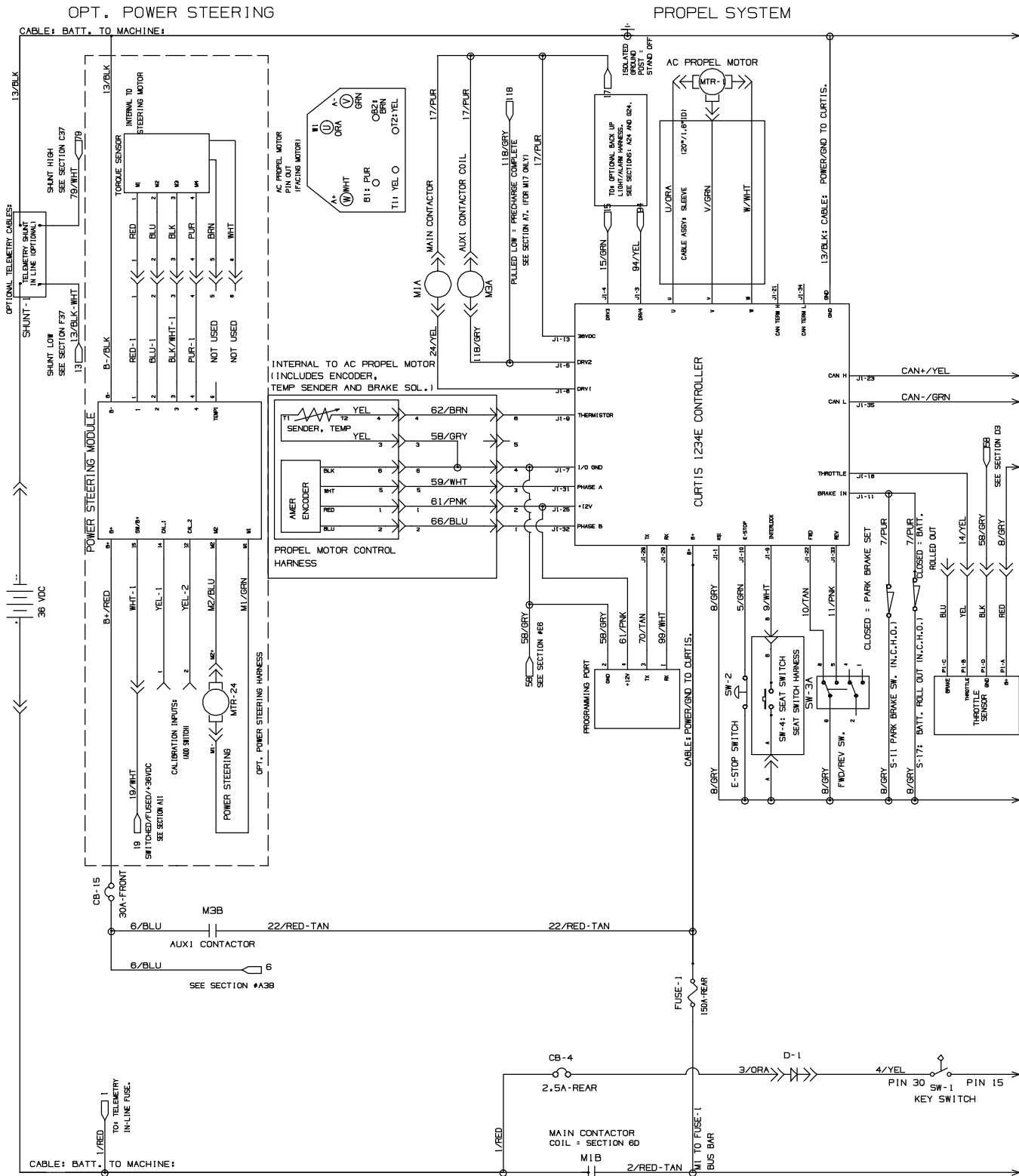


Fig. 36 – Electrical Schematic (013000-013999)

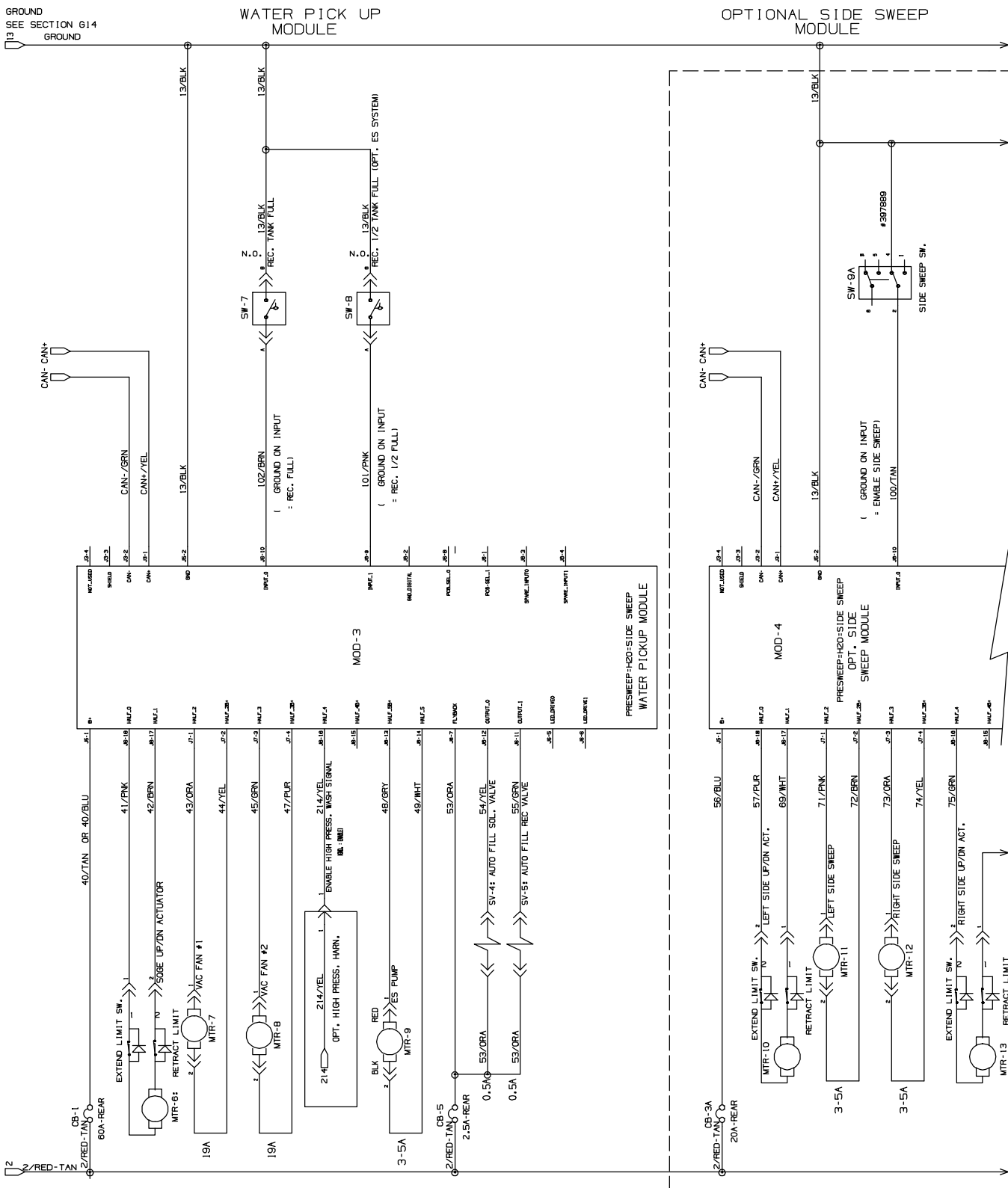


Fig. 36 – Electrical Schematic (013000-013999)

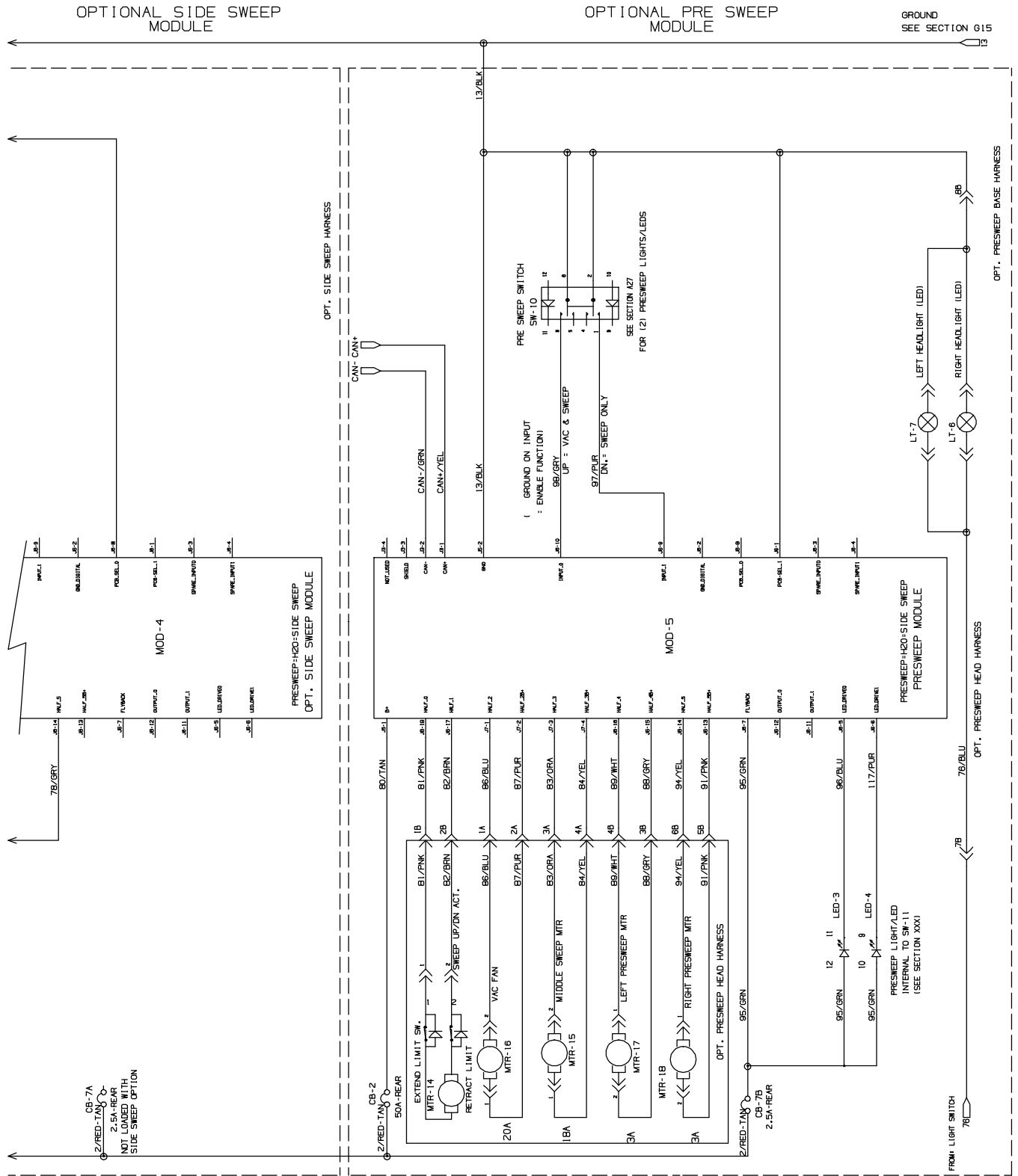


Fig. 36 – Electrical Schematic (013000-013999)

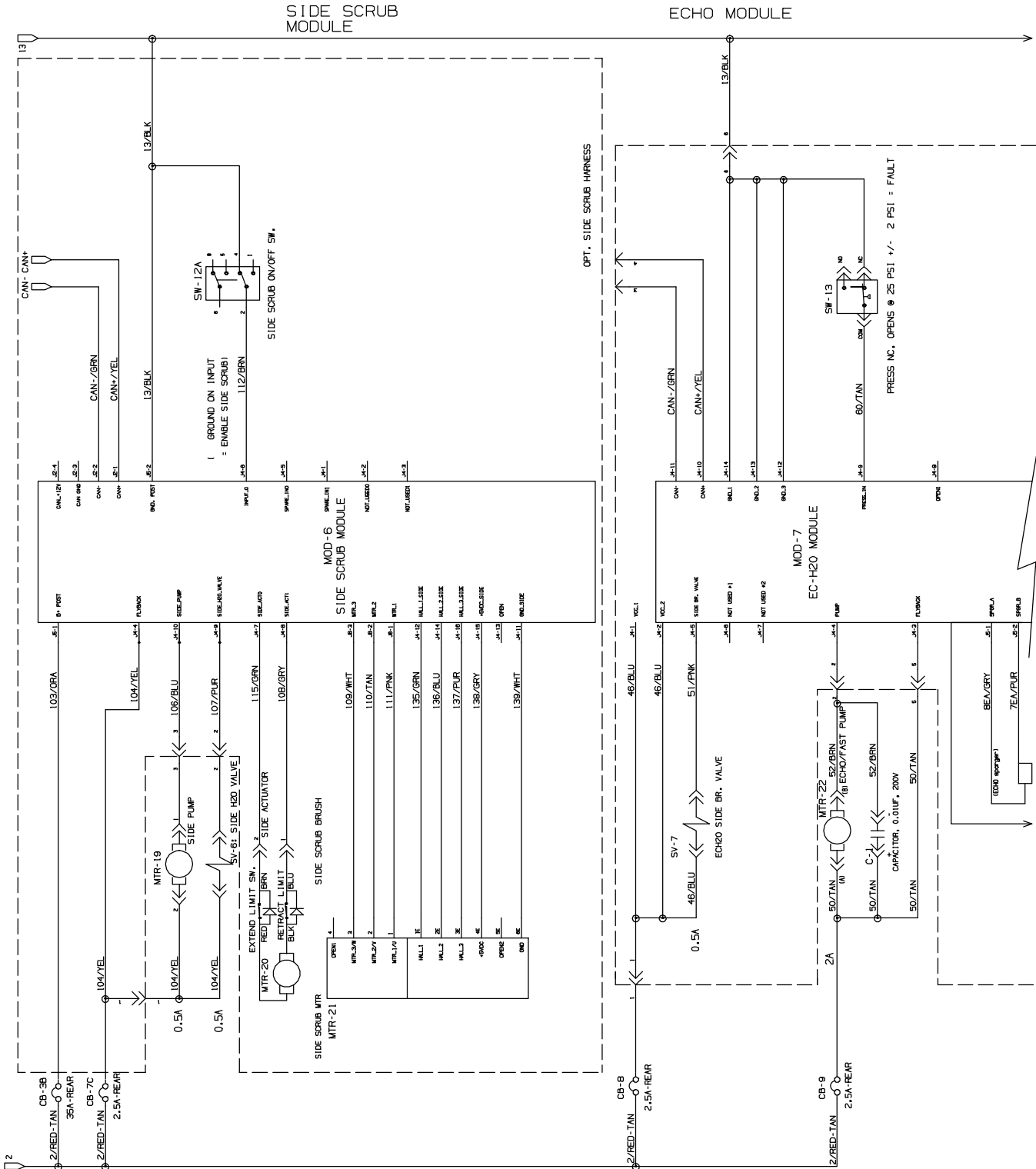


Fig. 36 – Electrical Schematic (013000-013999)

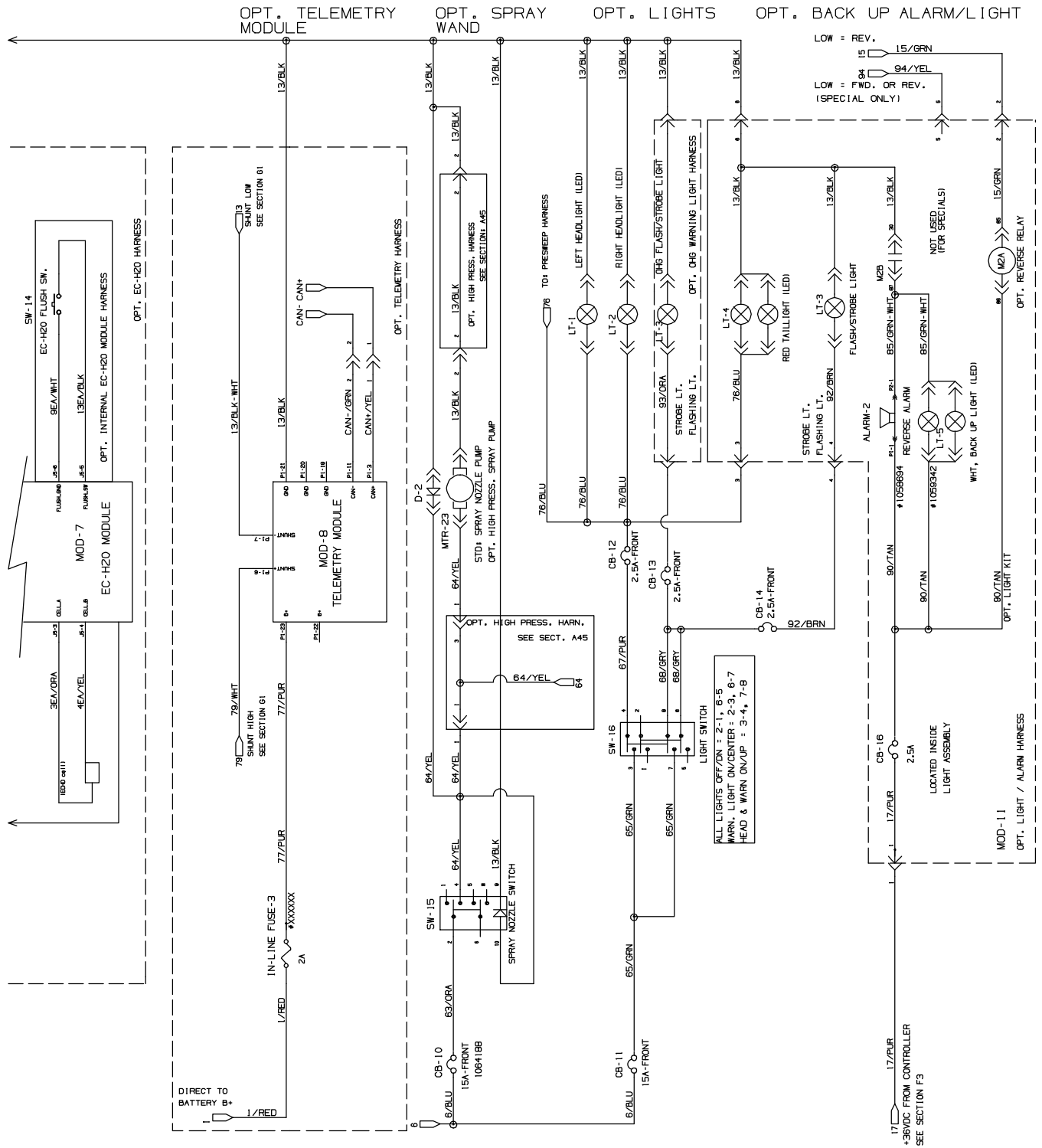


Fig. 36 – Electrical Schematic (013000-013999)

OPT. HIGH PRESS. SPRAY

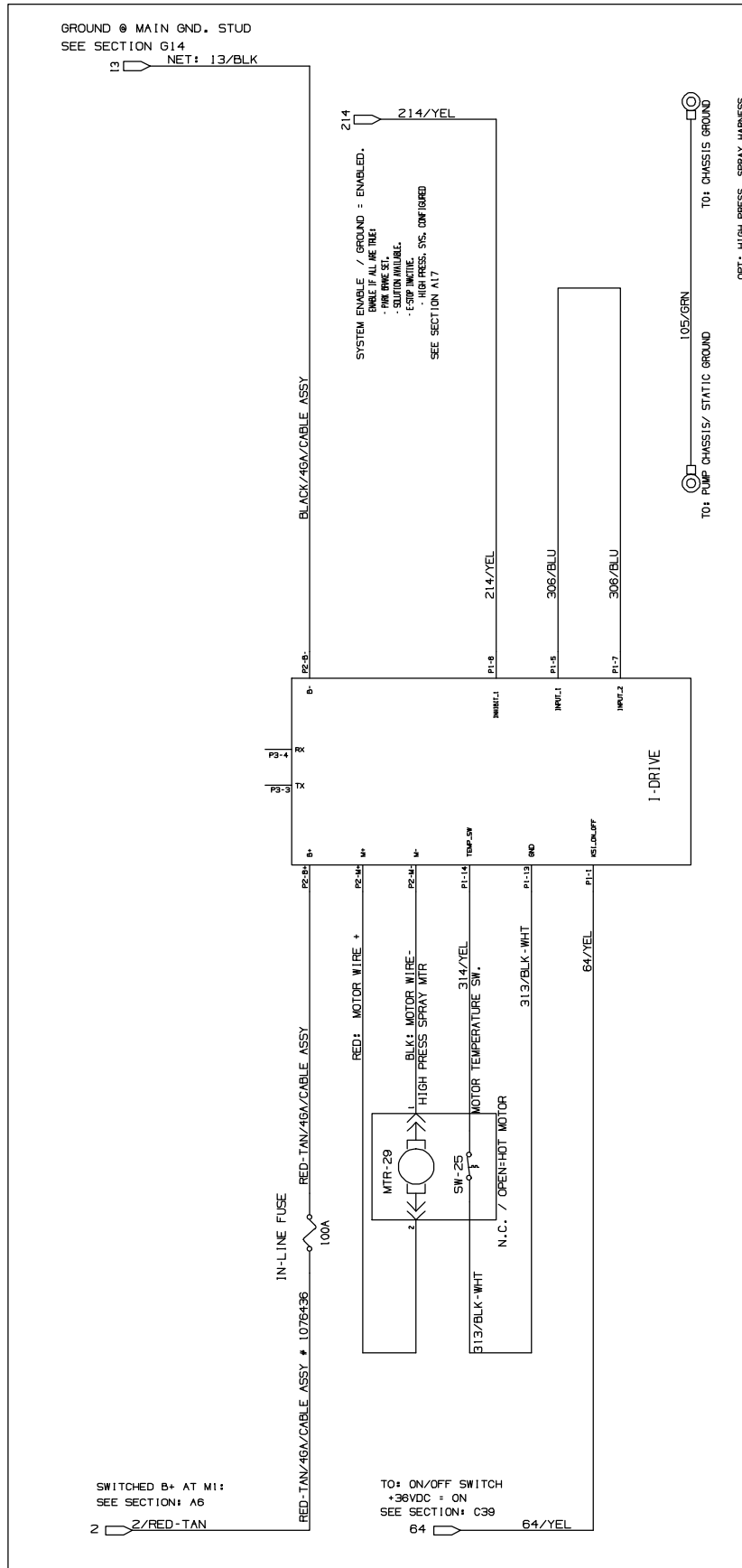


Fig. 37 – Electrical Schematic (014000-)

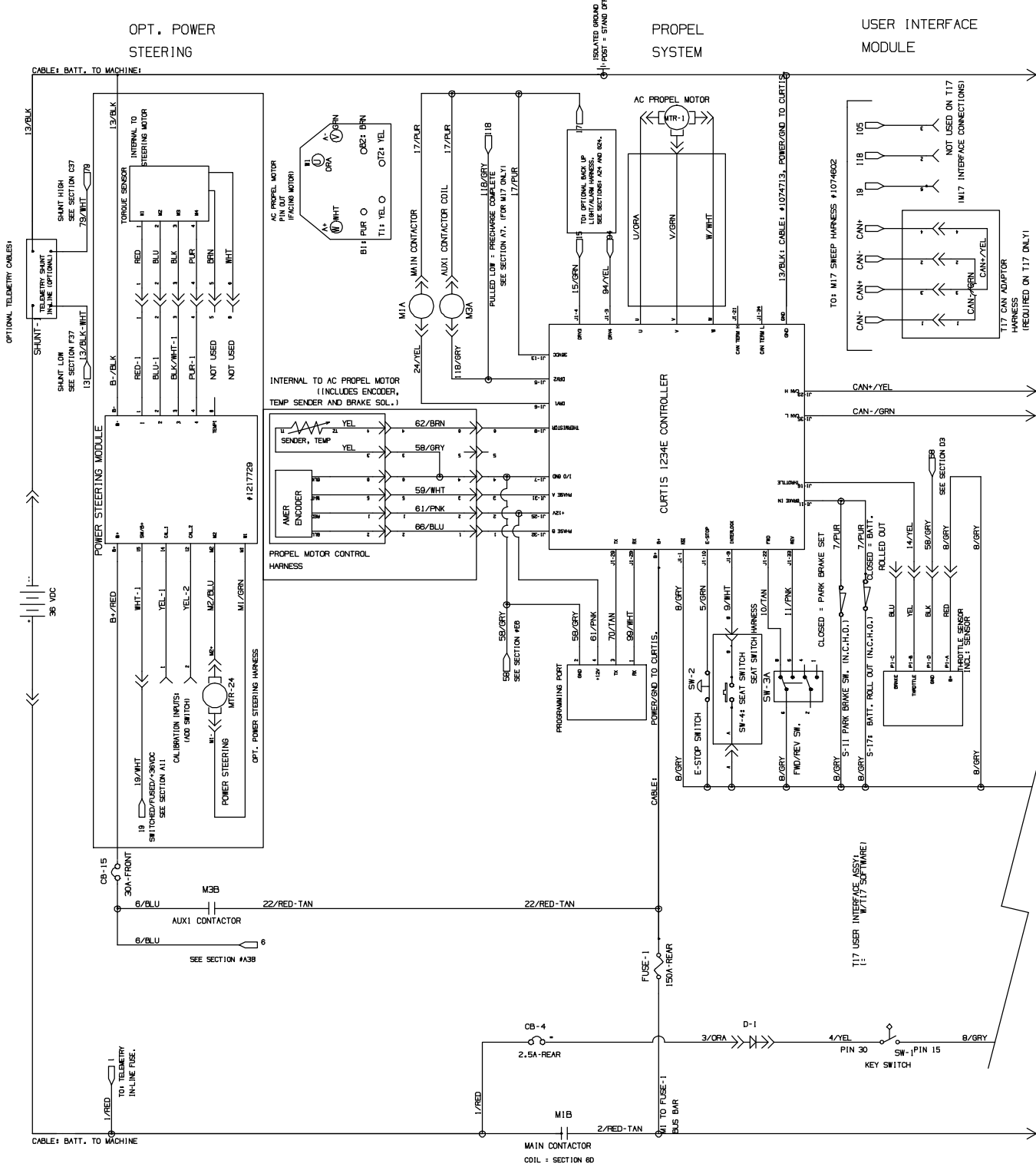


Fig. 37 - Electrical Schematic (014000-)

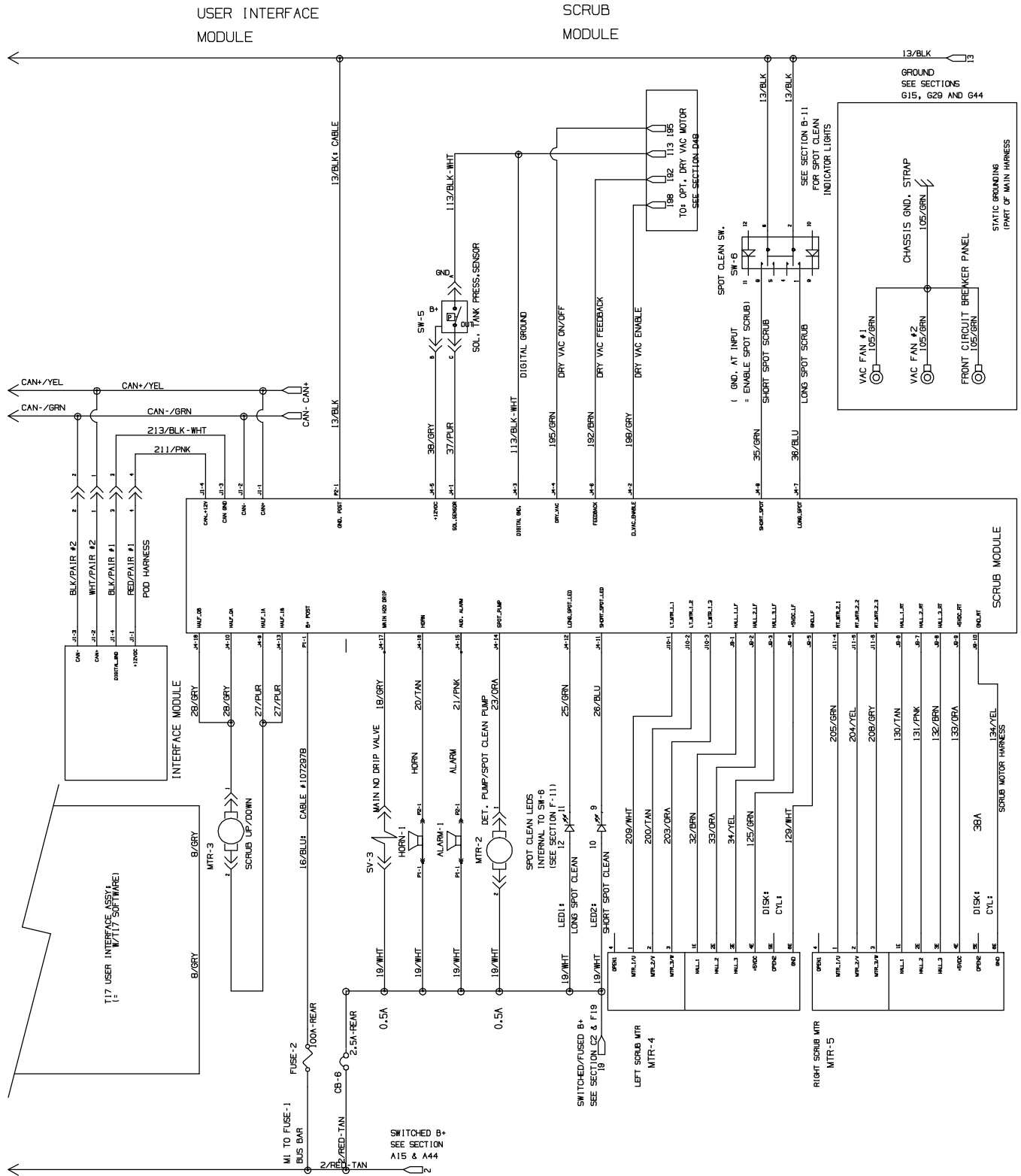


Fig. 37 - Electrical Schematic (014000-)

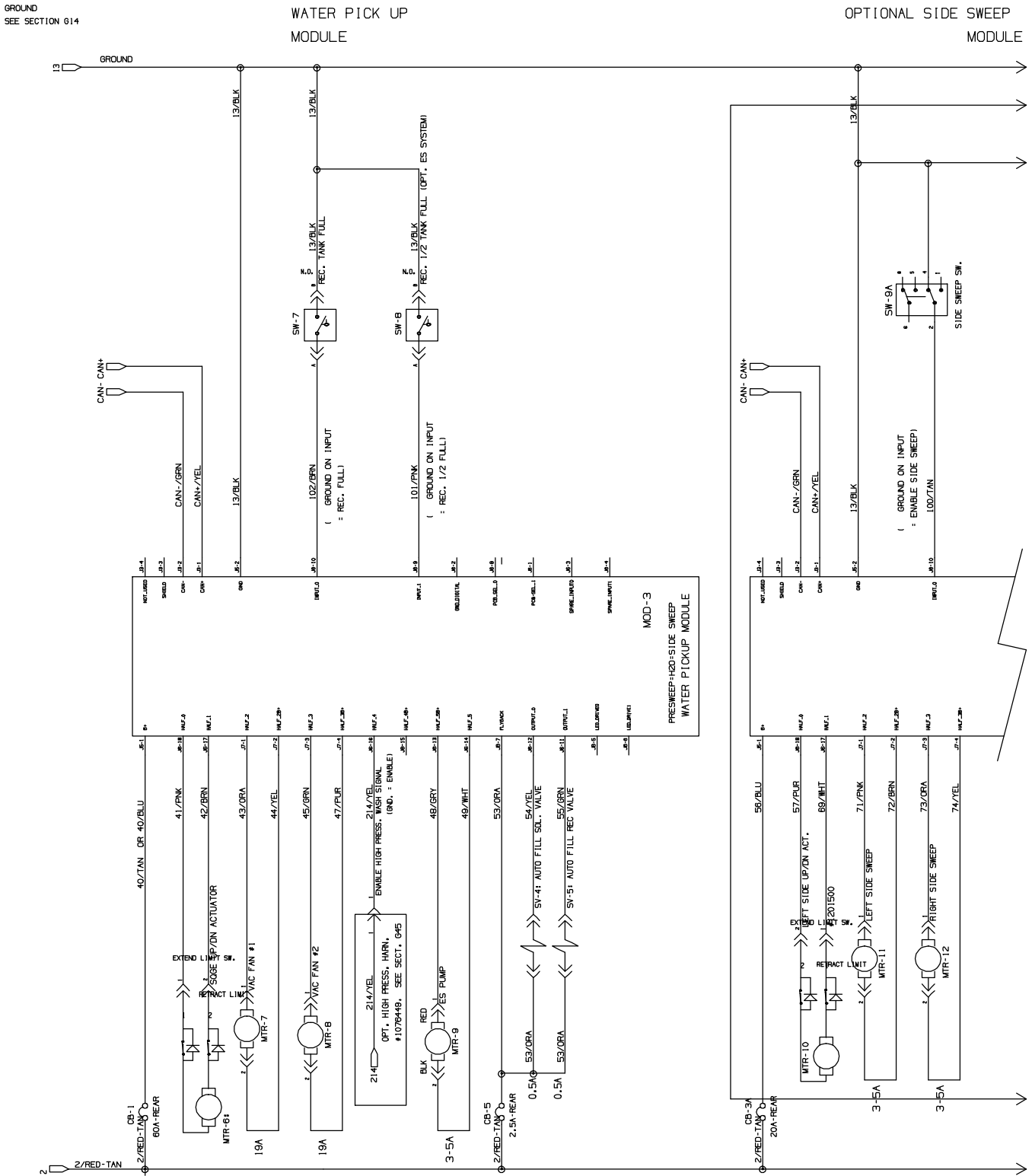


Fig. 37 – Electrical Schematic (014000-)

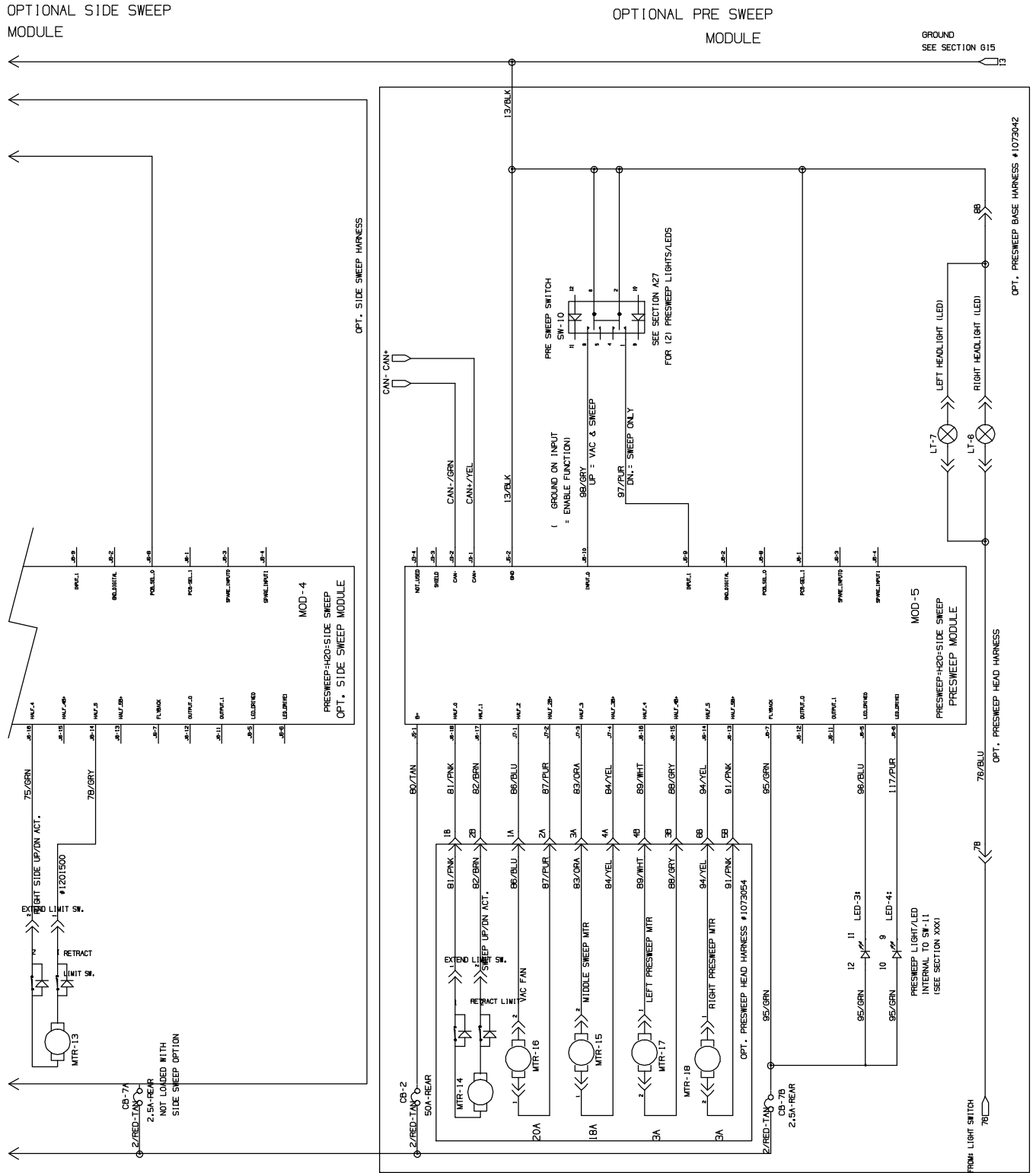


Fig. 37 - Electrical Schematic (014000-)

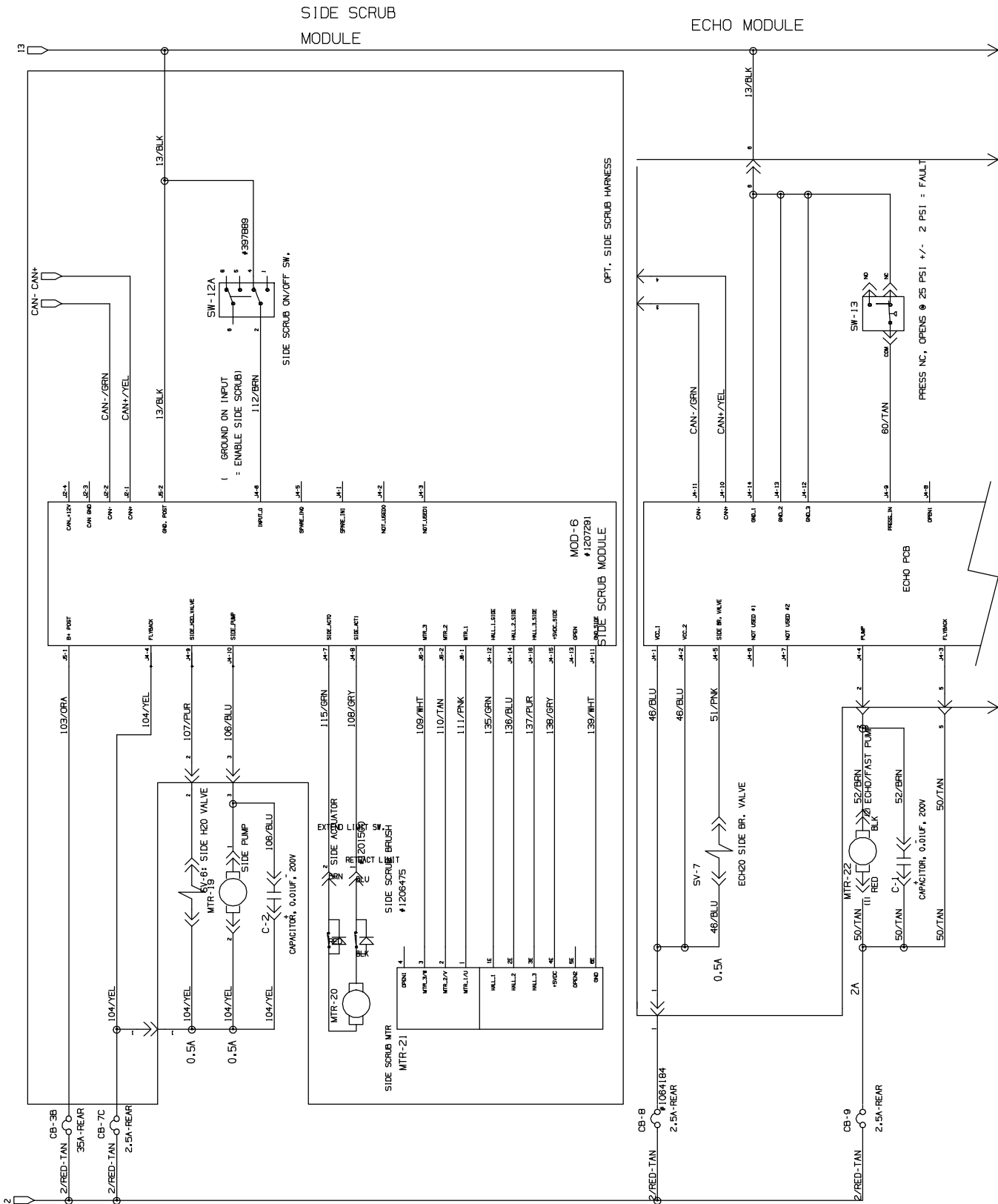


Fig. 37 – Electrical Schematic (014000-)
OPT. HIGH PRESS. SPRAY

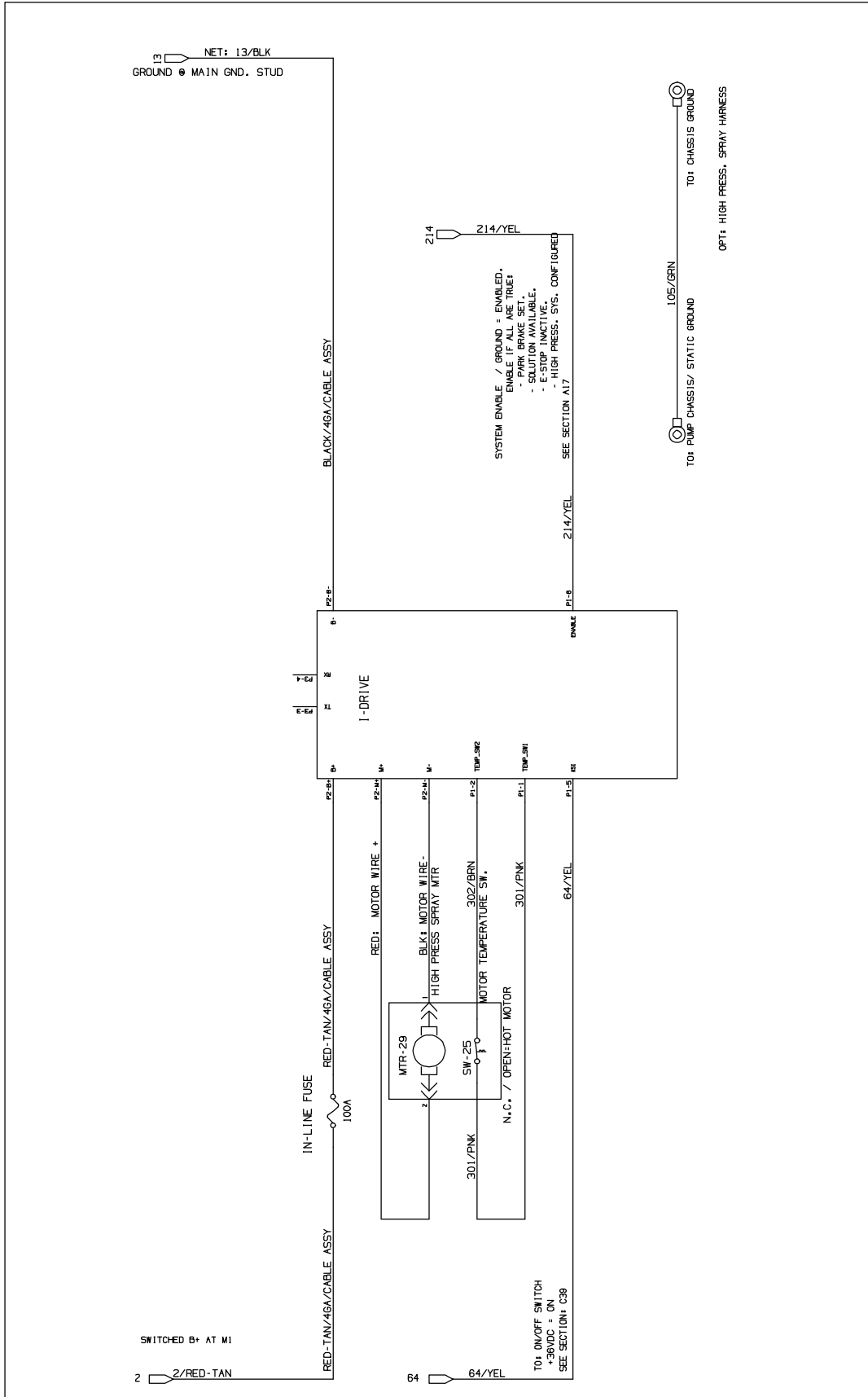


Fig. 37 – Electrical Schematic (014000–)

OPT. LITHIUM BATTERY/
CHARGER SYSTEM

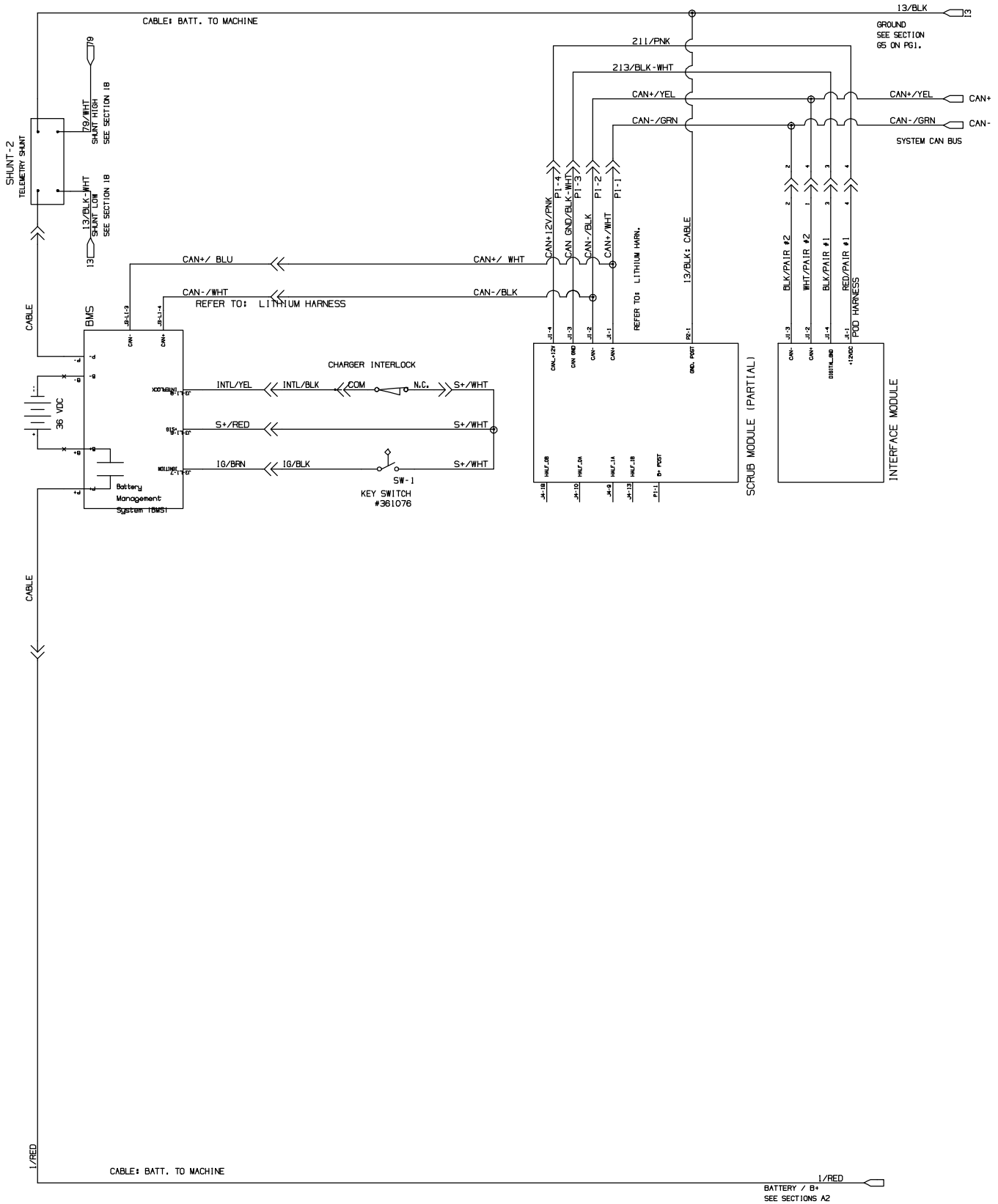


Fig. 38 - Wire Harnesses Group

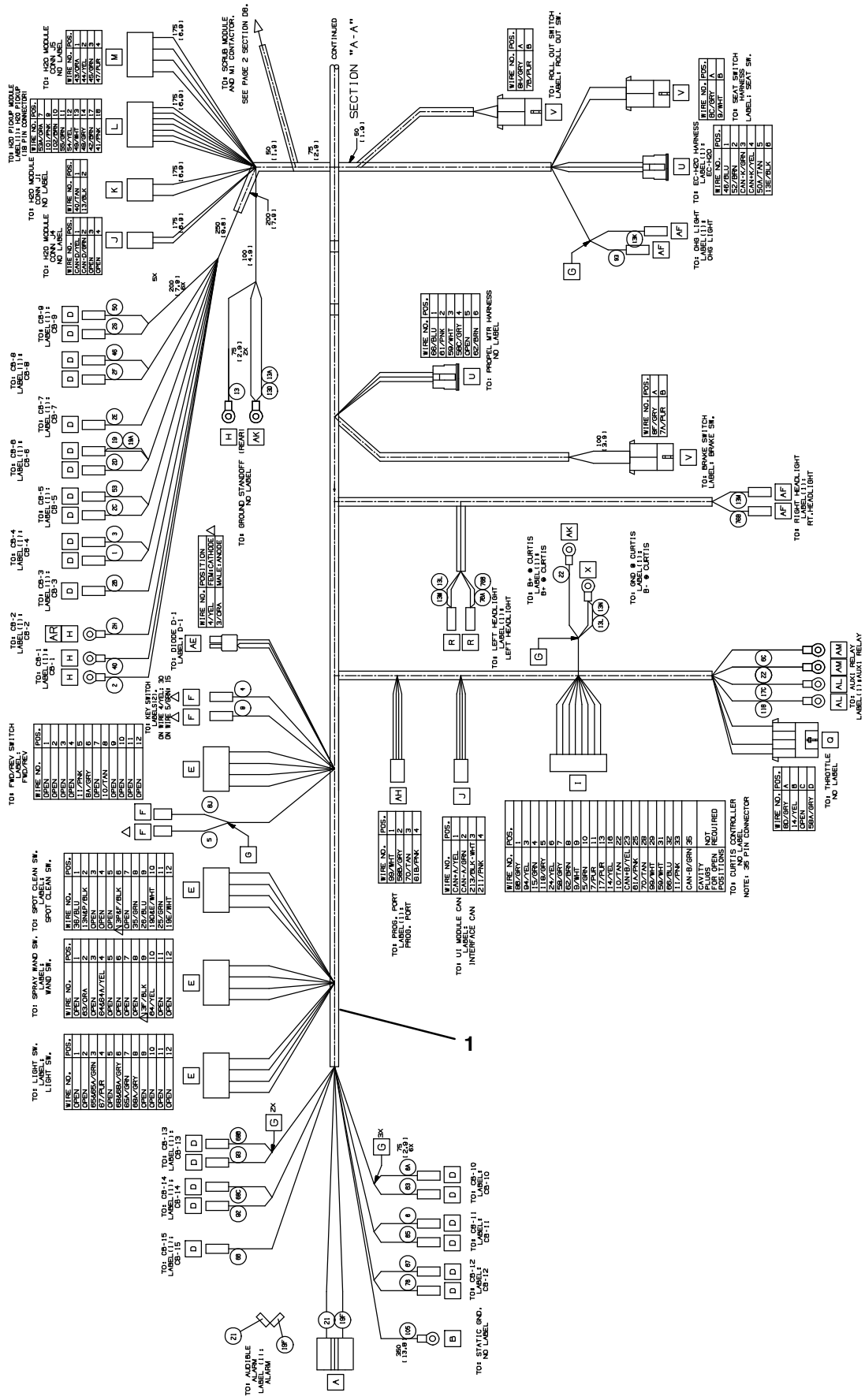


Fig. 38 – Wire Harness Group

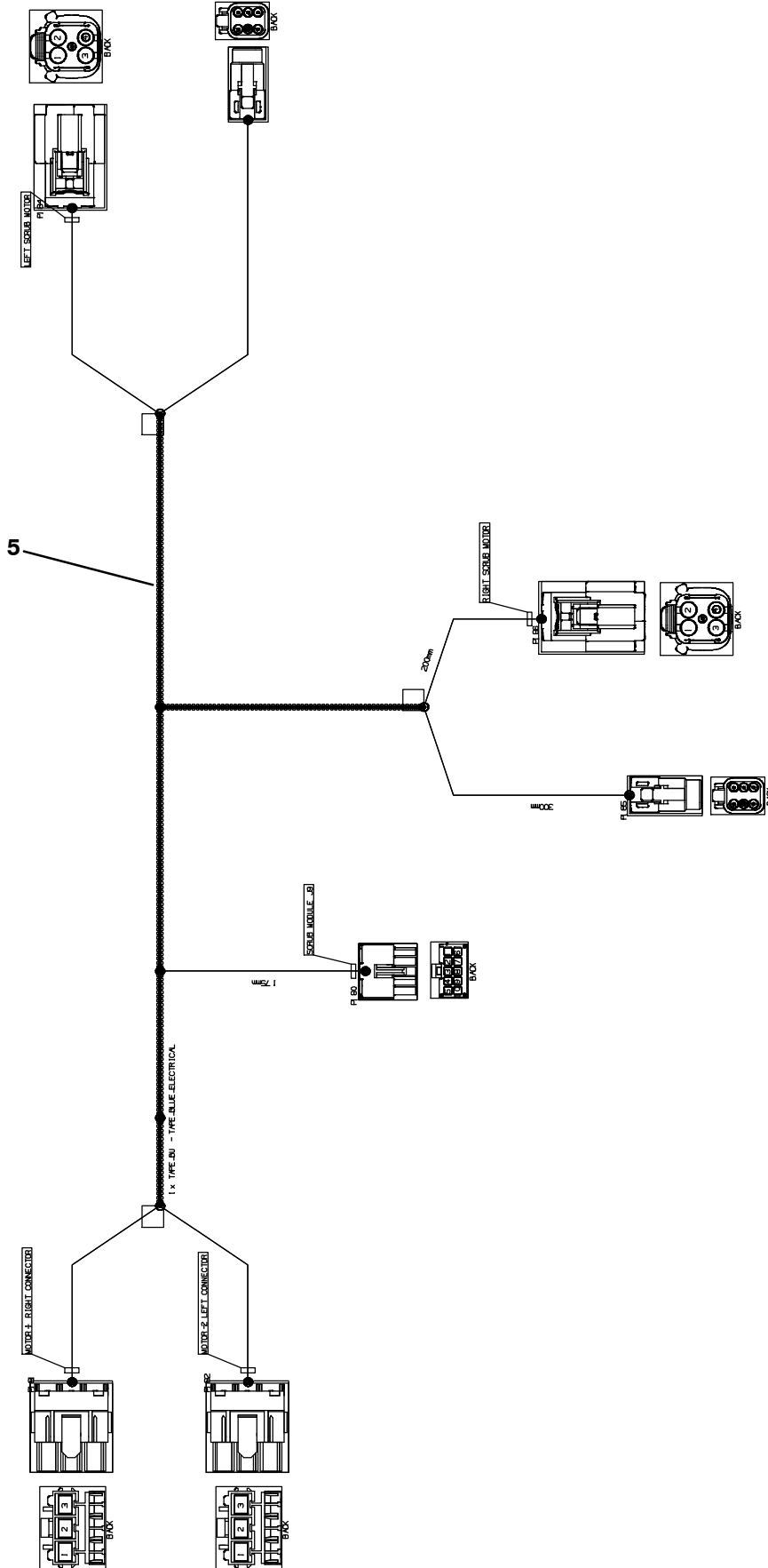
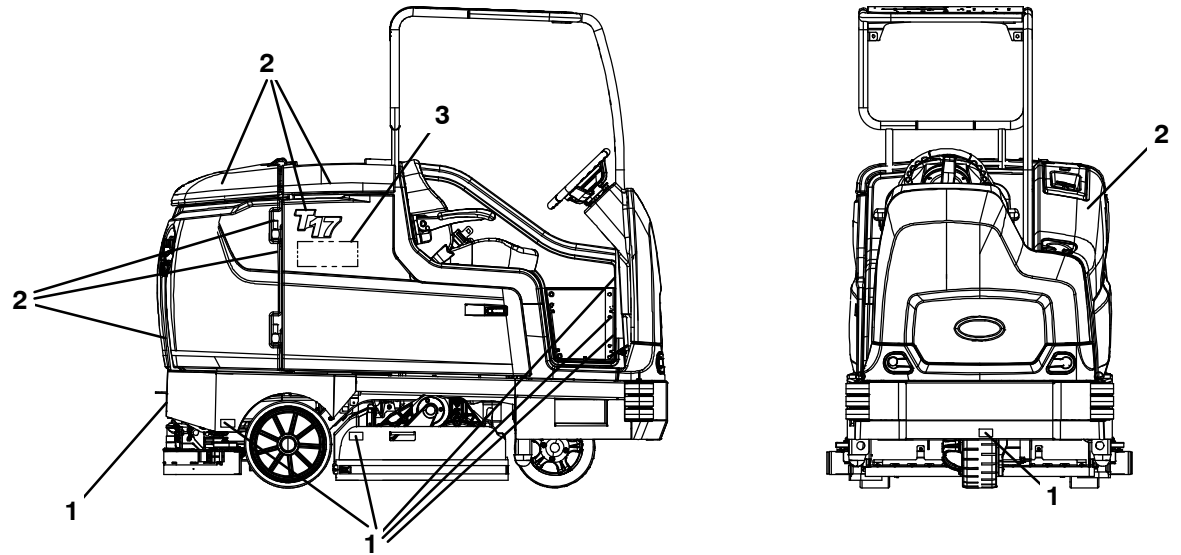


Fig. 38 – Wire Harnesses Group

Ref.	Part No.	Serial Number	Description	Qty.
1	9014994	(000000–010999)	Harness Kit, Main, Afrmkt [T17]	1
2	1076435	(011000–013999)	Harness, Ele, Main	1
3	1074604	(011000–)	Harness, Ele [Can Adaptor, T17]	1
4	1076655	(014000–)	Harness, Ele, Main [M17/T17]	1
	1040868	(014000–)	Capacitor, plug [0.1 Uf, 200V] (With Scrubbing side brush)	1
5	1074103	(000000–)	Harness, Ele, Scrub motors [T17, Ferrite]	1

Fig. 39 – Label Group



356511

Ref.	Part No.	Serial Number	Description	Qty.
1	1225465	(000000–)	Label Set, Info/Hzrd Vinyl [T17/M17]	1
1	1213434	(000000–)	Label Set, Info/Hzrd Vinyl TJ [T17] (Japan Only)	1
2	1225464	(000000–)	Label Kit, Info/Hzrd Pyc [T17/M17]	1
2	1213435	(000000–)	Label Kit, Info/Hzrd Polycarbonate TJ [T17] (Japan Only)	1
3	1062813	(000000–)	Label, Logo, 12.3l 4color [Ec–H2o]	2
3	1065343	(000000–)	Label, Logo, 05.75l 2color [Es]	2

SECTION 3

Contents	Page
Fig. 1 – Headlight Group	3-2
Fig. 2 – Strobe Light and Backup Alarm Kit	3-4
Fig. 3 – Strobe Light Kit, Overhead Guard	3-6
Fig. 4 – Overhead Guard Group	3-8
Fig. 5 – Power Steering Group (000000–010999)	3-10
Fig. 6 – Power Steering Group (011000–014649)	3-12
Fig. 7 – Power Steering Group (014650–)	3-14
Fig. 8 – Power Steering Wire Harness Group	3-16
Fig. 9 – Transport Group	3-19
Fig. 10 – Scrubbing Side Brush Lift Group	3-20
Fig. 11 – Scrubbing Side Brush and Squeegee Group	3-22
Fig. 12 – Scrubbing Side Brush Mount Group	3-24
Fig. 13 – Scrubbing Side Brush Solution Supply Group	3-26
Fig. 14 – Scrubbing Side Brush Electrical Group	3-28
Fig. 15 – Scrubbing Side Brush Wire Harness Group	3-30
Fig. 16 – Sweeping Side Brush Drive Motor Group, Right Side	3-32
Fig. 17 – Sweeping Side Brush Lift Group, Right Side	3-34
Fig. 18 – Sweeping Side Brush Drive Motor Group, Left Side	3-36
Fig. 19 – Sweeping Side Brush Lift Group, Left Side	3-38
Fig. 20 – Sweeping Side Brush Electrical Group	3-40
Fig. 21 – Sweeping Side Brush Wire Harness Group	3-42
Fig. 22 – Pre–Sweep Hopper Cover Group	3-44
Fig. 23 – Pre–Sweep Hopper and Vacuum Fan Group	3-46
Fig. 24 – Pre–Sweep Brush Drive Group	3-48
Fig. 25 – Pre–Sweep Brush Idler Group	3-50
Fig. 26 – Pre–Sweep Side Brush Group	3-52
Fig. 27 – Pre–Sweep Electrical Group	3-54
Fig. 28 – Pre–Sweep Wire Harnesses Group	3-56
Fig. 29 – Auto Fill Group	3-60
Fig. 30 – ES Auto Fill Group	3-62
Fig. 31 – ES Pump Group	3-64
Fig. 32 – ES / Severe Environment / Detergent Metering Group	3-66
Fig. 33 – ec–H2O Solution Pump Group	3-68
Fig. 34 – ec–H2O solution Supply Group, Side Brush	3-70
Fig. 35 – ec–H2O Wire Harness Group	3-72
Fig. 36 – Spray Nozzle Group	3-74
Fig. 37 – Vacuum Wand Kit	3-76
Fig. 38 – Squeegee Guard Group	3-78
Fig. 39 – Positive Drain Group	3-80
Fig. 40 – Telemetry Group	3-82

Contents	Page
Fig. 41 – Battery Slide Out Group	3-84
Fig. 42 – Battery and Charger Group, 510AH / 625AH	3-86
Fig. 43 – Battery and Charger Group, 750AH / 775AH	3-88
Fig. 44 – Battery and Charger Group, 930AH	3-90
Fig. 45 – Battery and Charger Group, 930AH, Opportunity Charging	3-92
Fig. 46 – Ramp Climb Counter Weight Group	3-94
Fig. 47 – Fuel Cell Group (013000–)	3-95
Fig. 48 – Pressure Washer Wand and Cover Group (013000–)	3-97
Fig. 49 – Pressure Washer Solution Supply Group (013000–)	3-99
Fig. 50 – Pressure Washer Motor and Pump Group (013000–)	3-101
Fig. 51 – Pressure Washer Electrical Group (013000–)	3-103
Fig. 52 – Pressure Washer Electrical Wire Harness Group (013000–)	3-104
Fig. 53 – Dry Vacuum Wand Group (014000–)	3-105
Fig. 54 – Dry Vacuum Rear Cover and Hinge Group (014000–)	3-107
Fig. 55 – Dry Vacuum Fan and Housing Group (014000–)	3-109
Fig. 56 – Dry Vacuum Debris Tray and Filter Group (014000–)	3-111
Fig. 57 – Dry Vacuum Nozzle Holder Group (014000–)	3-113
Fig. 58 – Dry Vacuum Wire Harness Group (014000–)	3-115
Fig. 59 – Battery Quick Disconnect Group (013000–)	3-117
Fig. 60 – Fire Extinguisher Kit	3-119
Fig. 61 – Extended Operation Station Group (013000–)	3-120
Fig. 62 – Spotlight Kit, Blue	3-121
Fig. 63 – Documentation Group (Online Only)	3-123

Fig. 1 - Headlight Group

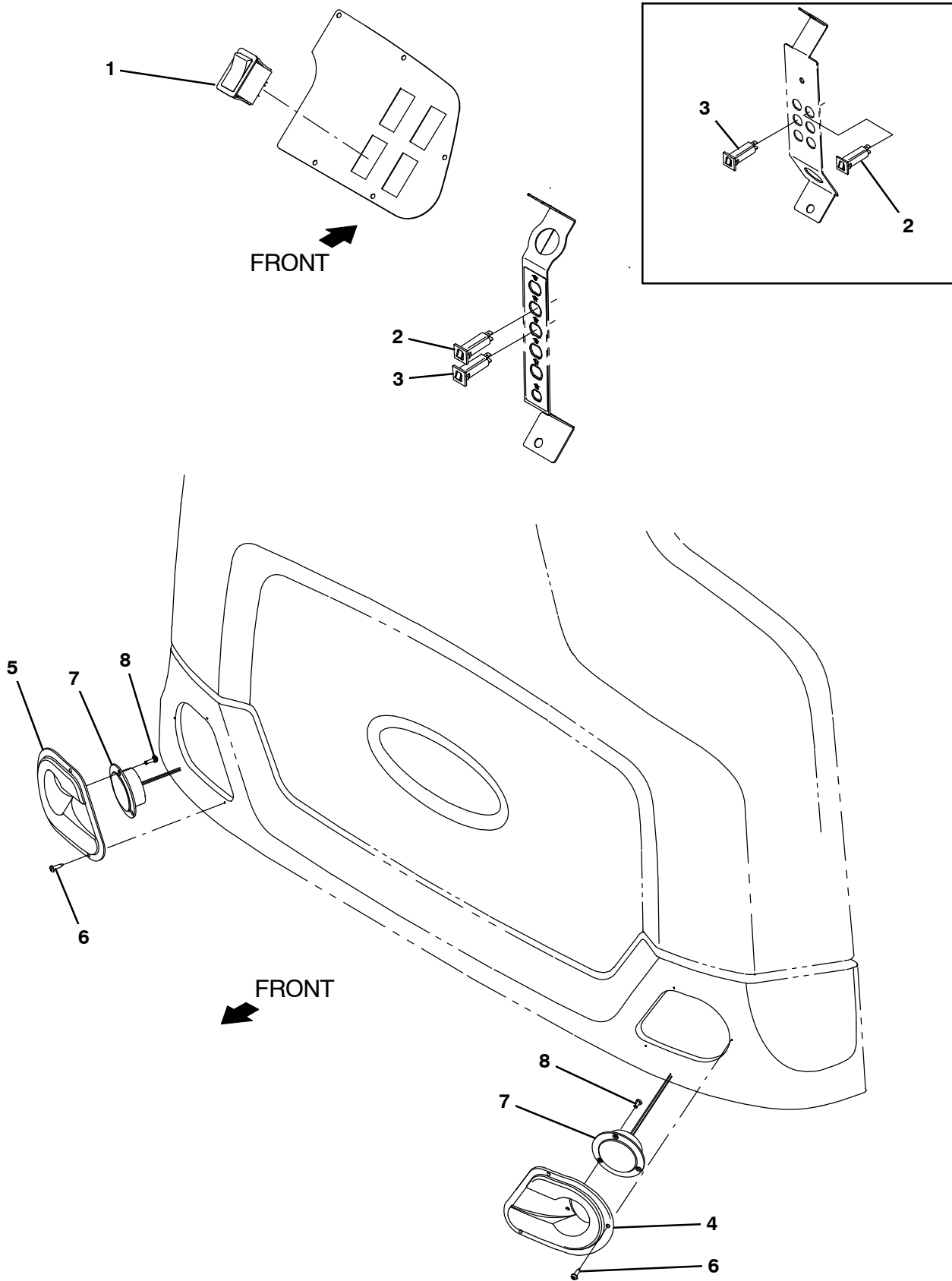


Fig. 1 - Headlight Group

Ref.	Part No.	Serial Number	Description	Qty.
1	377084	(000000-) Switch, Rocker, Prgrsv	1
2	1064188	(000000-) Circuitbreaker, 15.0a, Resetable	1
3	1064184	(000000-) Circuitbreaker, 02.5a, Resetable	1
4	1202870	(000000-) Bezel, Headlight, Lh [W/Inserts]	1
5	1202892	(000000-) Bezel, Headlight, Rh [W/Inserts]	1
6	140825	(000000-) Screw, Pan, Phl, 06 X 0.50, Fmg/Ab, Blk	6
7	9008182	(000000-) Light Assy, Pre-Sweep, Afmkt	2
8	06920	(000000-) Screw, Pan, Phl, M3 X 0.50 X 10, 4.8	6

Fig. 2 – Strobe Light and Backup Alarm Kit

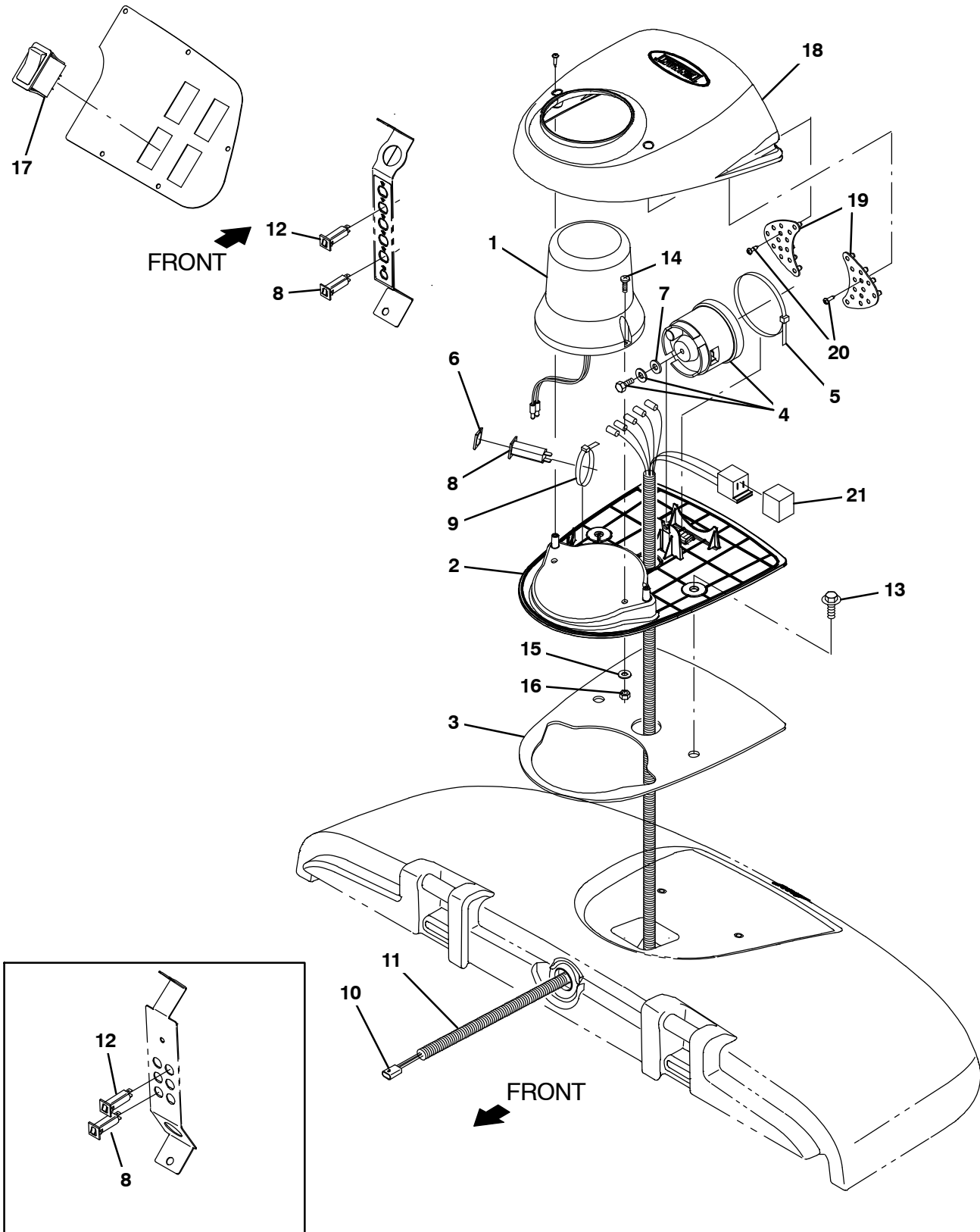


Fig. 2 – Strobe Light and Backup Alarm Kit

Ref.	Part No.	Serial Number	Description	Qty.
▽	9020109	(000000–) Light Kit, Strobe, Module CI [T17]	1
▲	1 1075296	(000000–) Light, Flsh, 12Vdc, Amb, Rwk	1
▲	2 1059938	(000000–) Base, Module, Light	1
▲	3 1063263	(000000–) Gasket, Base, Module	1
▲	4 1058694	(000000–) Alarm, Backup, 12–48vdc, Adj	1
▲	5 49263	(000000–) Tie, Cable, Nyl, 11.4l .19w 3.0 Max D	1
▲	6 1064191	(000000–) Boot, Circuitbreaker	1
▲	7 32483	(000000–) Washer, Flat, 0.25, Sae	1
▲	8 1064184	(000000–) Circuitbreaker, 02.5a, Resetable	2
▲	9 49266	(000000–) Tie, Cable, Nyl, 07.3l .19w 1.8 Max D	1
▲	10 1056979	(000000–) Harness, Wire, Alarm / Light [T16]	1
▲	11 48258	(000000–) Sleeve, Vyl, Flex, .23ld	1
▲	12 1064188	(000000–) Circuitbreaker, 15.0a, Resetable	1
▲	13 1020341	(000000–) Screw, Hex, M8 X 1.25 X 20, Ss, Sems	2
▲	14 06933	(000000–) Screw, Pan, Phl, M5 X 0.80 X 16, 4.8	2
▲	15 19066	(000000–) Washer, Flat, 0.25b 0.56d .05, Pl, 10	2
▲	16 06549	(000000–) Nut, Hex, Lock, M5 X 0.80, NI	2
▲	17 377084	(000000–) Switch, Rocker, Prgrsv	1
▲	18 1062106	(000000–) Cover, Module, Light	1
▲	19 1059342	(000000–) Light Assy, Led	1
▲	20 222267	(000000–) Screw, Pan, Phl, 06–20 X 0.50, Fmg/Ab	6
▲	21 398526	(000000–) Relay, 36Vdc, 005A, Spdt No [Greenwich]	1

Fig. 3 – Strobe Light Kit, Overhead Guard

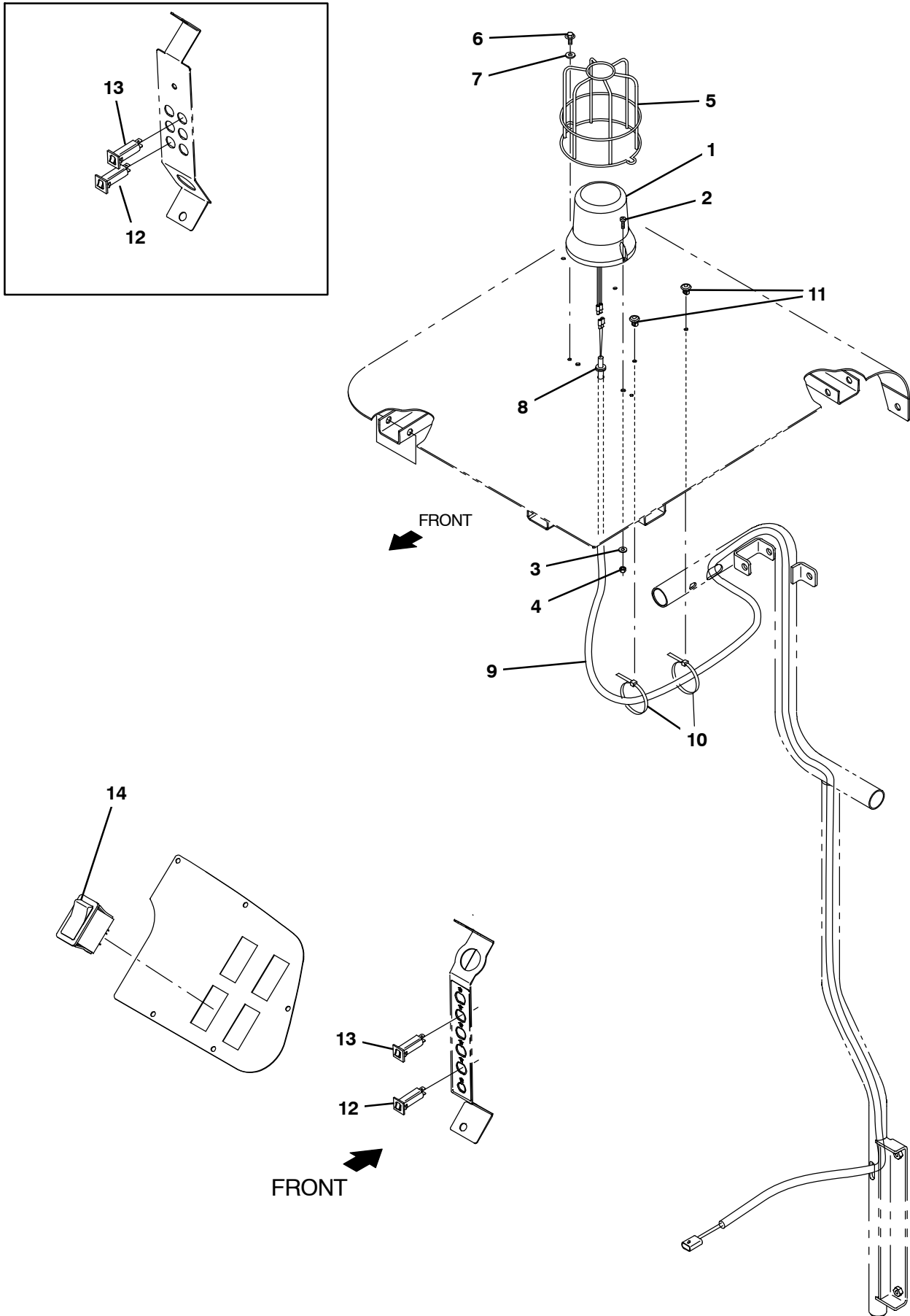


Fig. 3 – Strobe Light Kit, Overhead Guard

	Ref.	Part No.	Serial Number	Description	Qty.
▽		9020107	(000000-) Light Kit, Strobe, Ohg, Ci [T17]	1
▲	1	1075296	(000000-) Light, Flsh, 12Vdc, Amb, Rwk	1
▲	2	06933	(000000-) Screw, Pan, Phl, M5 X 0.80 X 16, 4.8	2
▲	3	19066	(000000-) Washer, Flat, 0.25b 0.56d .05, Pl, 10	2
▲	4	06549	(000000-) Nut, Hex, Lock, M5 X 0.80, NI	2
▲	5	1039392	(000000-) Guard, Light, Revl / Strobe	1
▲	6	74455	(000000-) Screw, Hex, M6 X 1.00 X 12, Fmg	2
▲	7	32490	(000000-) Washer, Flat, 0.25, Std	2
▲	8	10632-2	(000000-) Grommet, Rbr, 0.62id, F/0.9h, .12 Matl	1
▲	9	1069746	(000000-) Harness, Ele, Ohg [T12]	1
▲	10	130773	(000000-) Tie, Cable, Nyl, 11.0l, .14w, 3.0 Max. D	3
▲	11	1071085	(000000-) Clip, Tie, 0.25d, Plstc	3
▲	12	1064184	(000000-) Circuitbreaker, 02.5a, Resetable	2
▲	13	1064188	(000000-) Circuitbreaker, 15a, Resetable	1
▲	14	377084	(000000-) Switch, Rocker, Prgrsv	1

Fig. 4 - Overhead Guard Group

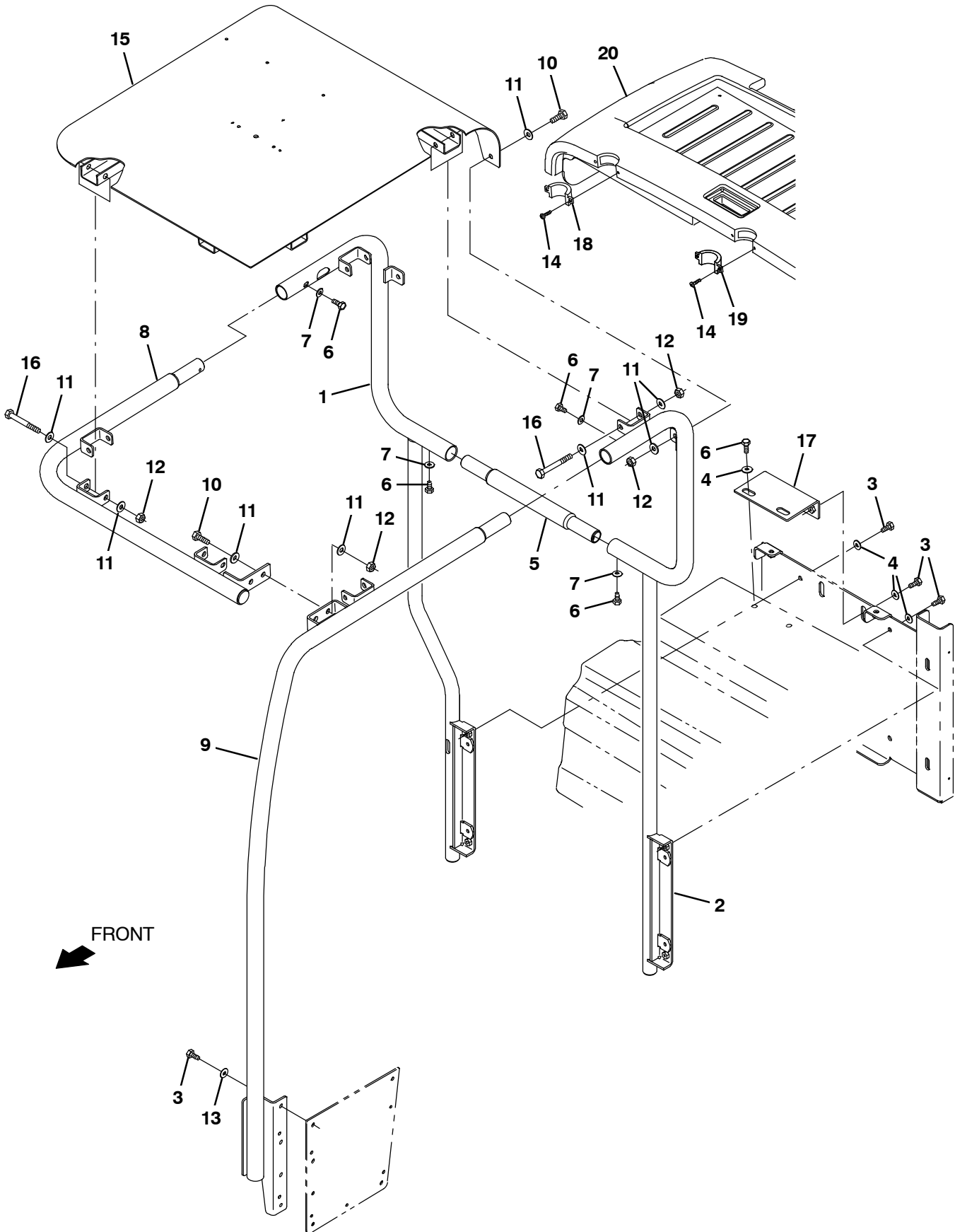


Fig. 4 - Overhead Guard Group

Ref.	Part No.	Serial Number	Description	Qty.
1	1204974	(000000-012999)	Tube Wldt, Ohg, Rh	1
1	1239312	(013000-)	Tube Wldt, Ohg, Rh	1
2	1204926	(000000-012999)	Tube Wldt, Ohg, Lh	1
2	1239309	(013000-)	Tube Wldt, Ohg, Lh	1
3	12273	(000000-)	Screw, Hex, M8 X 1.25 X 20, NI, Ss	10
4	1017218	(000000-)	Washer, Flat, 0.32B 1.00D .12, Ss	8
5	1208128	(000000-)	Tube, Ohg, Middle, Rear	1
6	49826	(000000-)	Screw, Hex, M8 X 1.25 X 16, NI, Ss	6
7	39349	(000000-)	Washer, Flat, 0.31, Sae	4
8	1207444	(000000-)	Tube Wldt, Front	1
9	1207725	(000000-)	Tube Wldt, Guard, Lh, Front	1
10	03192	(000000-)	Screw, Hex, M10 X 1.50 X 30, 8.8	4
11	01686	(000000-)	Washer, Flat, 0.44b 1.00d .08, Ss	20
12	41430	(000000-)	Nut, Hex, Lock, M10 X 1.5, NI	10
13	01685	(000000-)	Washer, Flat, 0.38b 0.88d .08, Ss	4
14	1060103	(000000-)	Screw, Pan, Phl, 08-16 X 1.13, F/ Plstc	4
15	1204972	(000000-)	Guard Wldt, Top, Ohg	1
16	03193	(000000-)	Screw, Hex, M10 X1.50 X 90, 8.8	6
17	1209915	(000000-)	Bracket Wldt, Mtg, Ohg	1
18	1208710	(000000-)	Cover, Ohg, Trim, Rh	1
19	1208714	(000000-)	Cover, Ohg, Trim, Lh	1
20	9013767	(000000-010299)	Kit, Replmt, Cover, Battery, OHG	1
20	9013795	(000000-010299)	Kit, Replmt, Cover, Battery, OHG, JP (Japan)	1
20	9018982	(013000-)	Cover, Battery, Ohg [T/M17]	1

Fig. 5 - Power Steering Group (000000-010999)

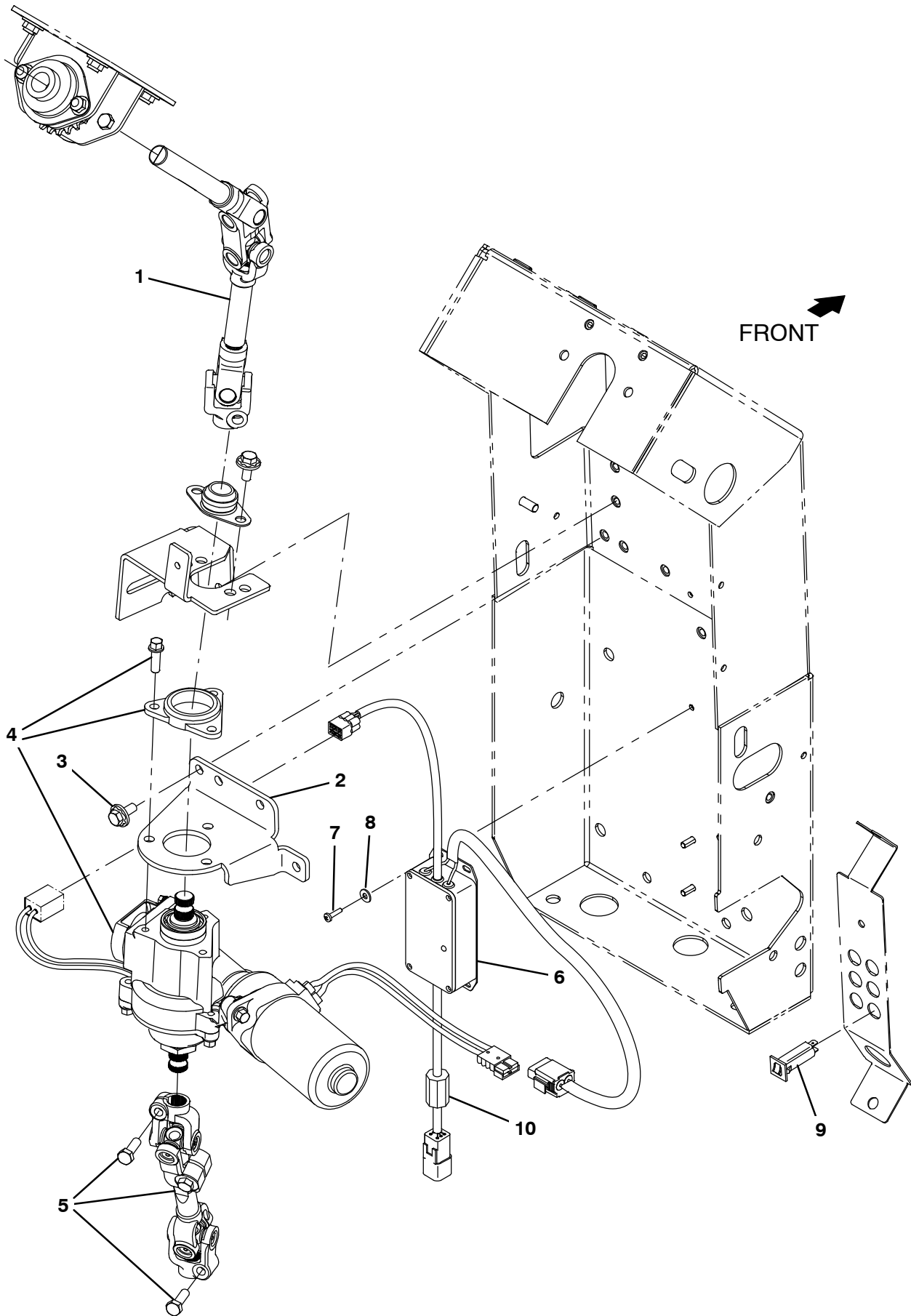


Fig. 5 - Power Steering Group (000000-010999)

Ref.	Part No.	Serial Number	Description	Qty.
1	1208122	(000000-010999)	Shaft, Steering, Power, Upper	1
2	1205262	(000000-010999)	Bracket, Mtg, Steering	1
3	1020341	(000000-010999)	Screw, Hex, M8 X 1.25 X 20, Ss, Sems	4
4	1204306	(000000-010999)	Motor Assy, Steering, Power, 12v	1
5	1209652	(000000-010999)	Shaft, Steering, Power, Lower	1
6	1208907	(000000-010999)	Controller, Steering, 36v	1
7	24265	(000000-010999)	Screw, Pan, Phl, M4 X 0.70 X 16, Ss	3
8	01683	(000000-010999)	Washer, Flat, 10, Ss	3
9	1064188	(000000-010999)	Circuitbreaker, 15.0a, Resetable	1
10	1052126	(000000-010999)	Inductor, 12.7Mm [156 Imp At 25Mhz]	1

Fig. 6 - Power Steering Group (011000-014649)

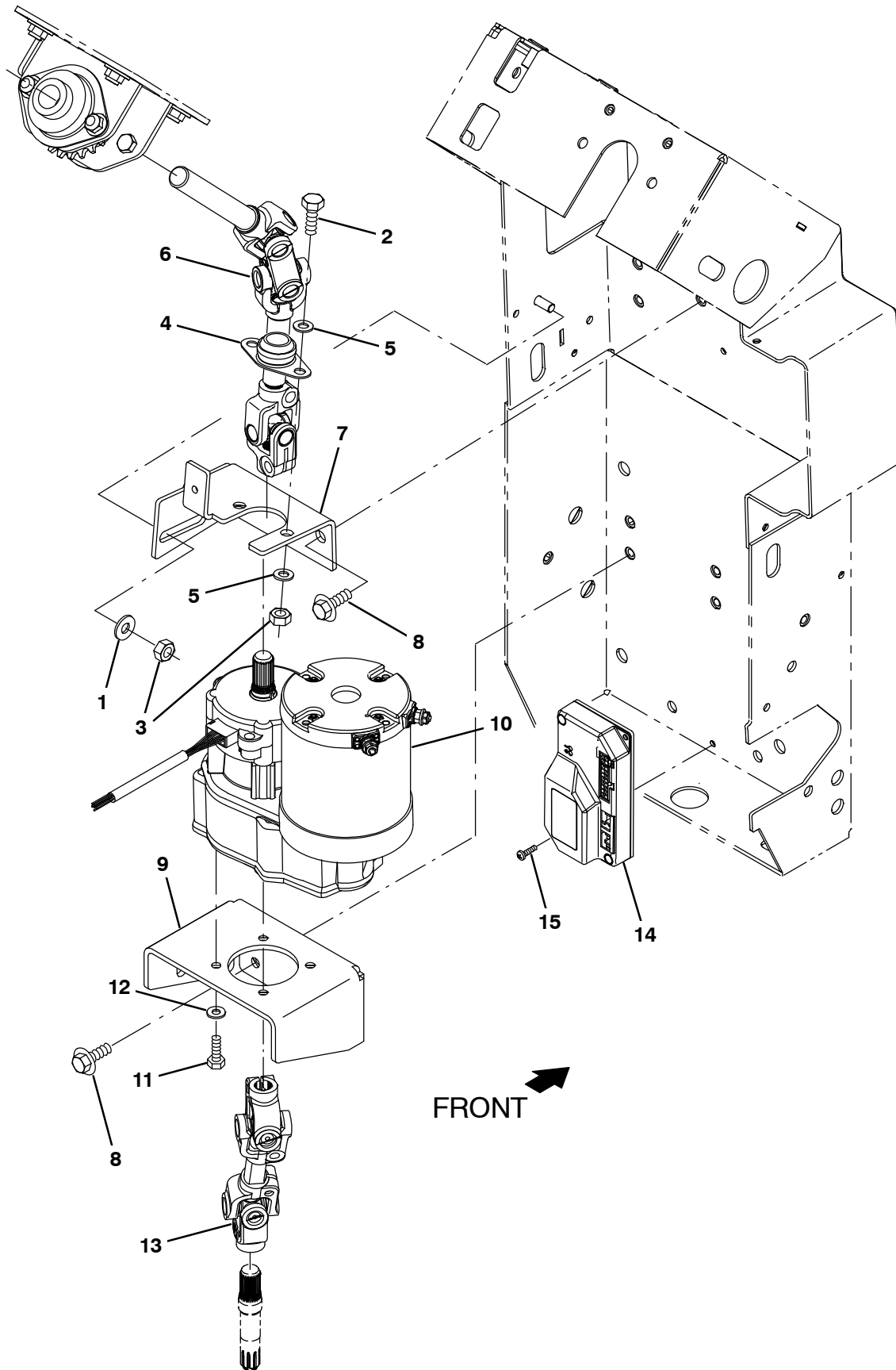


Fig. 6 – Power Steering Group (011000–014649)

Ref.	Part No.	Serial Number	Description	Qty.
1	32491	(011000–014649)	Washer, Flat, 0.31, Std	4
2	16931	(011000–014649)	Screw, Hex, M8 X 1.25 X 20, 8.8	2
3	08709	(011000–014649)	Nut, Hex, Lock, M8 X 1.25, NI	5
4	223065	(011000–014649)	Bearing, Flng, 2hole, 0.75b [Nyl]	1
5	39349	(011000–014649)	Washer, Flat, 0.31, Sae	4
6	1224777	(011000–014649)	Shaft, Steering, Power, Upper (Only used with old Power Steering Motors)	1
7	1214737	(011000–014649)	Bracket, Brg, Steering (Only used with old Power Steering Motors)	1
8	1020341	(011000–014649)	Screw, Hex, M8 X 1.25 X 20, Ss, Sems	7
9	1214622	(011000–014649)	Bracket, Sppt, Motor	1
▽	10	9018436	(011000–014649) Kit, Field Install, Power Steering	1
▲	11	12274	(011000–014649) Screw, Hex, M6 X 1.00 X 20, 8.8, NI	4
▲	12	32483	(011000–014649) Washer, Flat, 0.25, Sae	4
▲		1008142	(011000–014649) Switch, Snap, 25a Spdt	1
	13	1224776	(011000–014649) Shaft, Steering, Power, Lower	1
▽	14	9018436	(011000–014649) Kit, Field Install, Power Steering	1
▲	15	06927	(011000–014649) Screw, Pan, Phl, M4 X 0.70 X 16, 4.8	2
▲		1008142	(011000–014649) Switch, Snap, 25a Spdt	1

Fig. 7 – Power Steering Group (014650-)

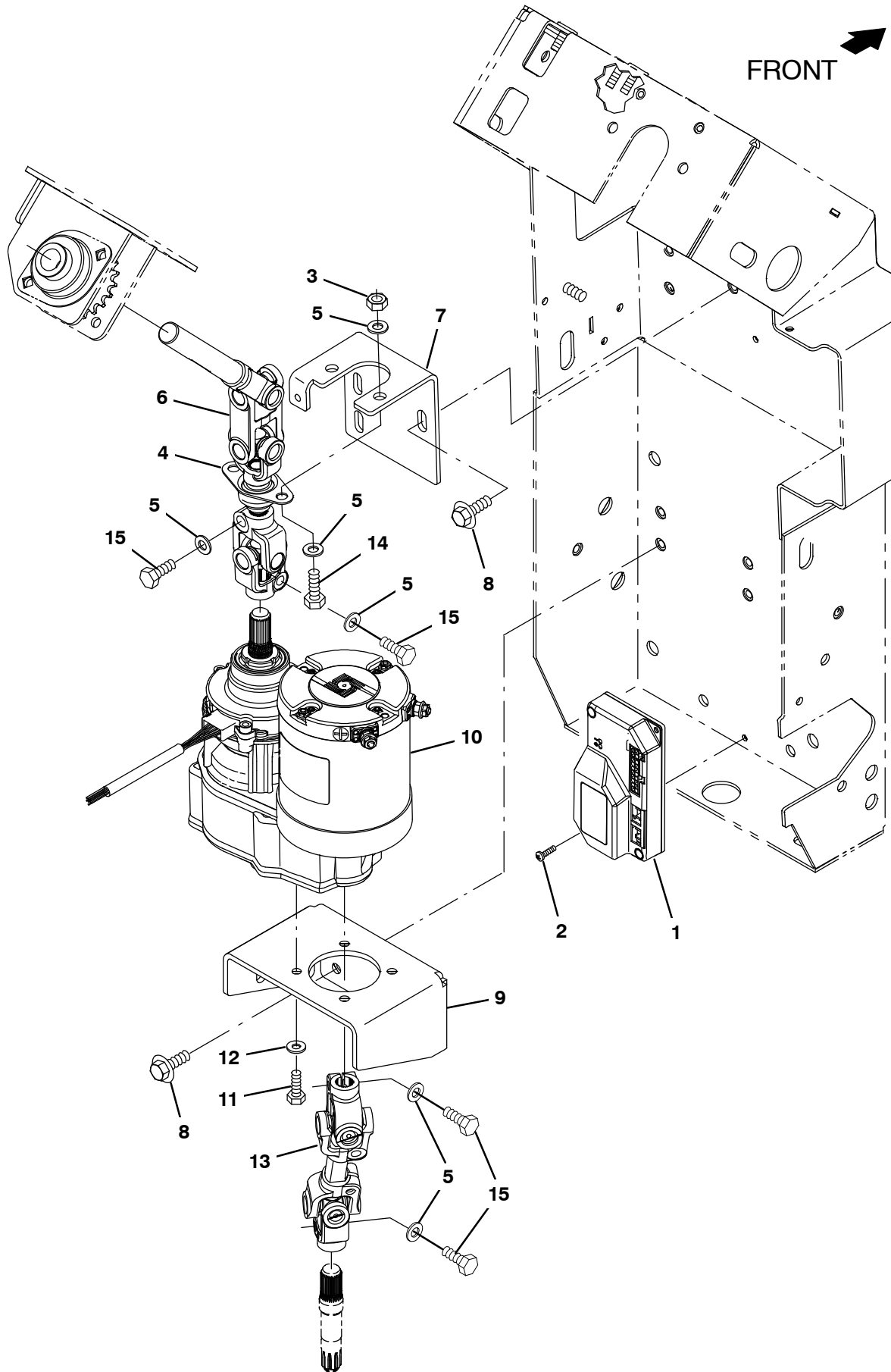


Fig. 7 – Power Steering Group (014650–)

	Ref.	Part No.	Serial Number	Description	Qty.
▽	1	9021687	(014650–)	Kit, Controller, Steer Motor, Ci [M17]	1
▲	2	06927	(014650–)	Screw, Pan, Phl, M4 X 0.70 X 16, 4.8	2
▲		1008142	(014650–)	Switch, Snap, 25a Spdt	1
	3	08709	(014650–)	Nut, Hex, Lock, M8 X 1.25, NI	5
	4	223065	(014650–)	Bearing, Flng, 2hole, 0.75b [Nyl]	1
	5	39349	(014650–)	Washer, Flat, 0.31, Sae	8
	6	1265163	(014650–)	Shaft, Steering, Upper	1
	7	1249795	(014650–)	Bracket, Shaft Bearing, Steering	1
	8	1020341	(014650–)	Screw, Hex, M8 X 1.25 X 20, Ss, Sems	7
	9	1214622	(014650–)	Bracket, Sppt, Motor	1
▽	10	9021686	(014650–)	Kit, Steering Motor, Ci [M17/T17]	1
▲	11	12274	(014650–)	Screw, Hex, M6 X 1.00 X 20, 8.8, NI	4
▲	12	32483	(014650–)	Washer, Flat, 0.25, Sae	4
▲		1008142	(014650–)	Switch, Snap, 25a Spdt	1
	13	1265161	(014650–)	Shaft, Steering, Lower	1
	14	16931	(014650–)	Screw, Hex, M8 X 1.25 X 20, 8.8	2
	15	39277	(014650–)	Screw, Hex, M8 X 1.25 X 25, 8.8	4

Fig. 8 – Power Steering Wire Harness Group

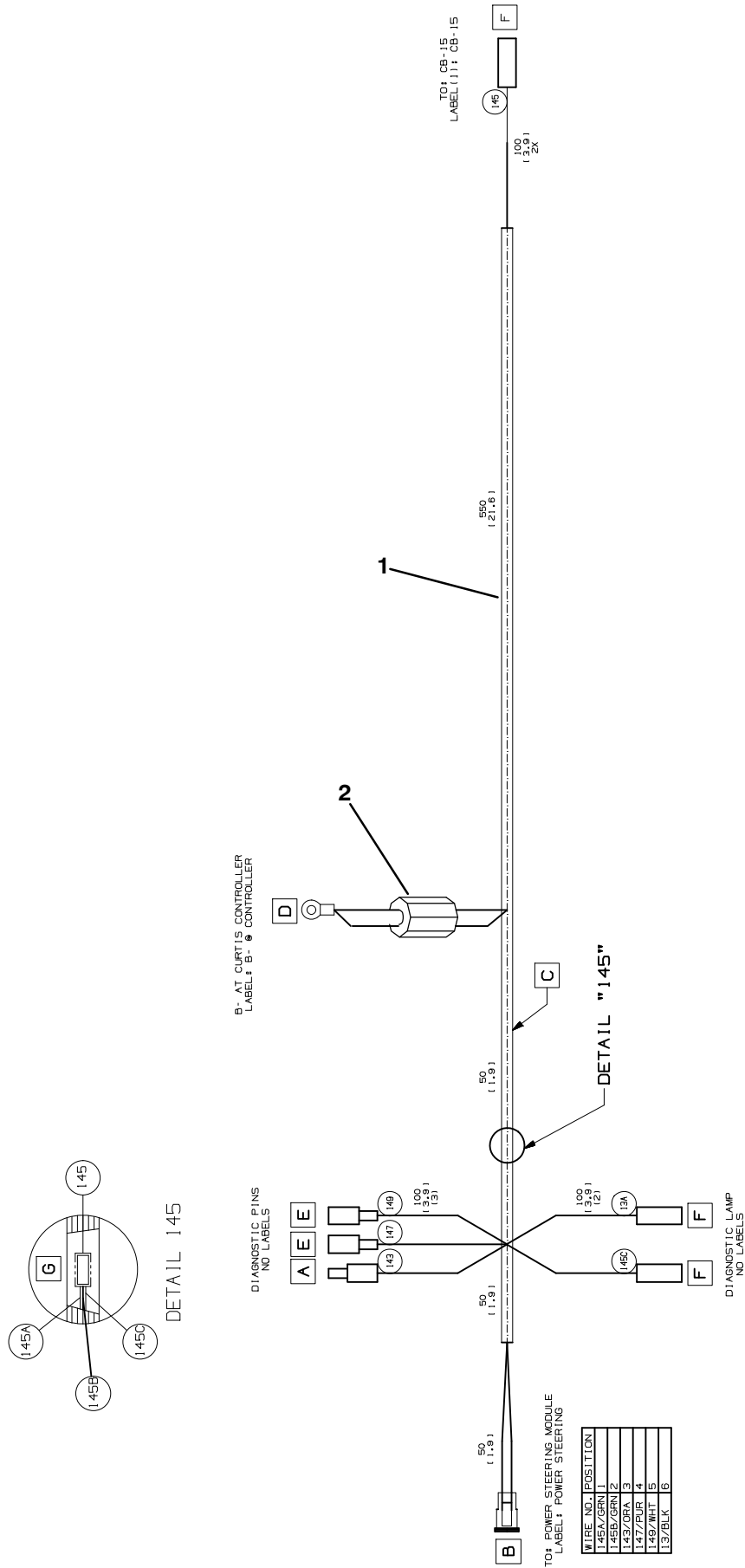


Fig. 8 - Power Steering Wire Harness Group

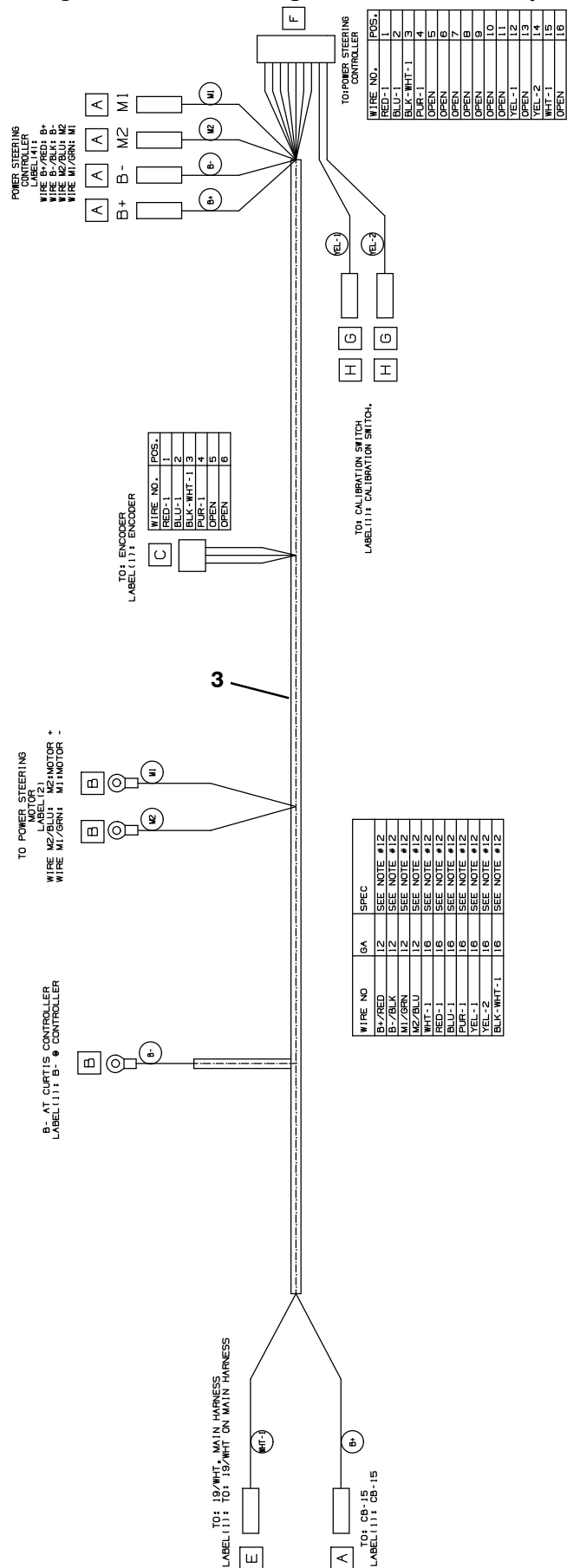
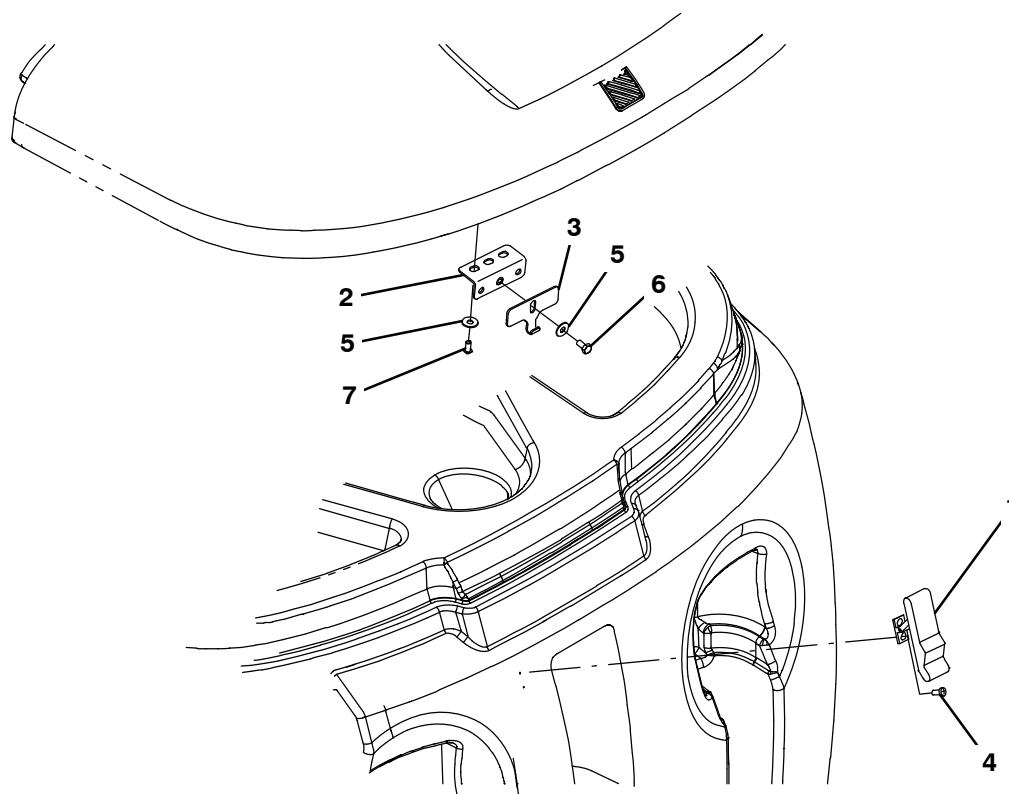


Fig. 8 - Power Steering Wire Harness Group

Ref.	Part No.	Serial Number	Description	Qty.
1	1073062	(000000-010999)	Harness, Ele [Power Steering, T17]	1
2	1060276	(000000-) Inductor, 36.2 Mml, Rnd [Ferrite 1-300Hz]	1
3	1074598	(011000-) Harness, Ele [Steering, M17/T17]	1

Fig. 9 – Transport Group



356513

Ref.	Part No.	Serial Number	Description	Qty.
1	49800	(000000–) Latch	1
2	1040800	(000000–) Bracket, Latch, Cover	1
3	1040634	(000000–) Plate, Hook, Latch	1
4	382320	(000000–) Screw, Pan, Phl, 12–16 X 0.50, F/ Plstc	2
5	01684	(000000–) Washer, Flat, 0.27b 0.69d .05, Ss	3
6	09744	(000000–) Screw, Hex, M6 X 1.00 X 12, Ss	1
7	222267	(000000–) Screw, Pan, Phl, 06–20 X 0.50, Fmg/Ab	2

Fig. 10 – Scrubbing Side Brush Lift Group

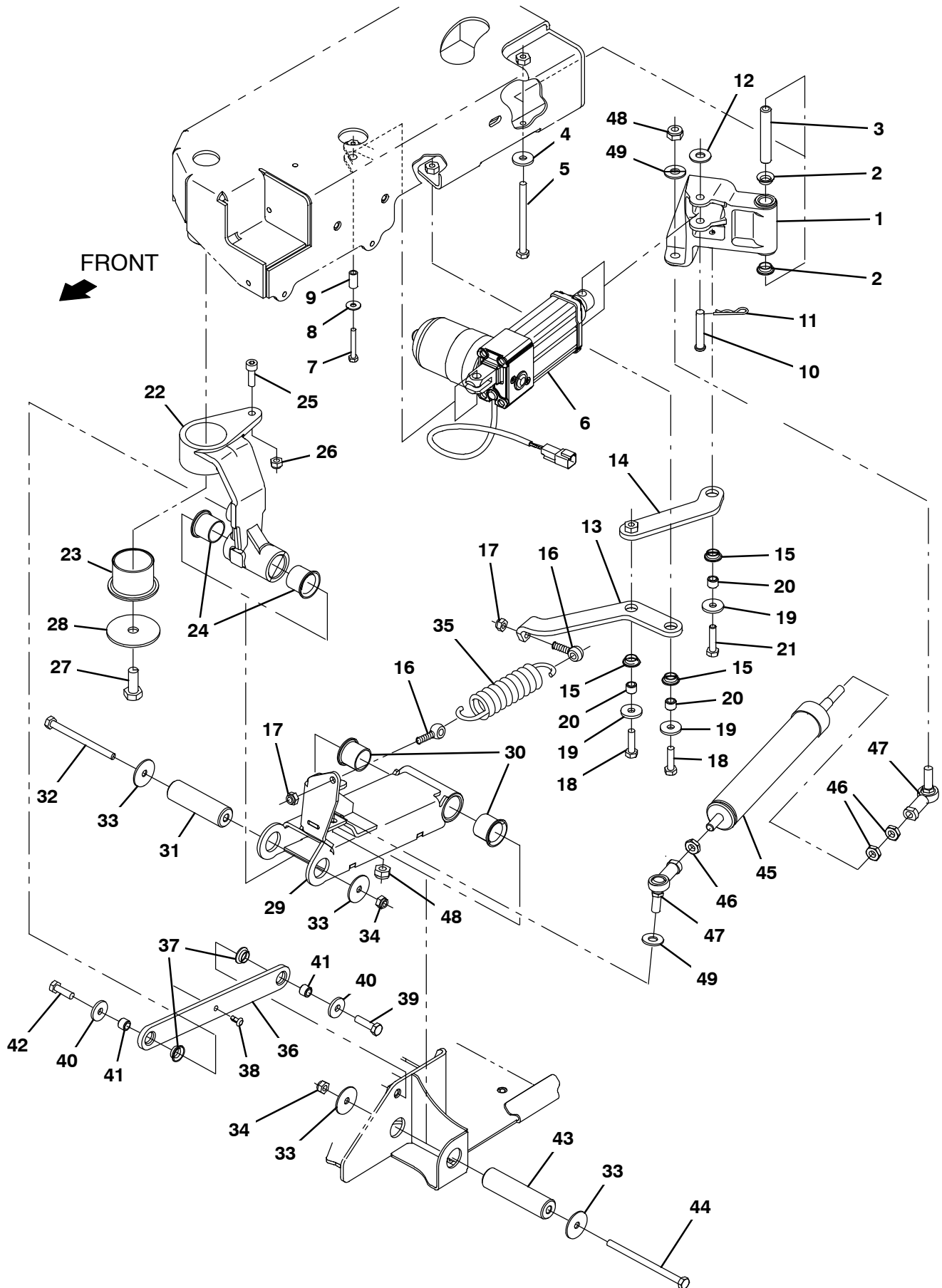


Fig. 10 – Scrubbing Side Brush Lift Group

	Ref.	Part No.	Serial Number	Description	Qty.
▽	1	9020268	(000000–)	Pivot Arm Kit, Act, Sba, Afmkt [T17]	1
▲	2	1054662	(000000–)	Bushing, Flng, 0.50b 0.59d 0.25l	2
▲	3	1206723	(000000–)	Sleeve, P/M, 0.32b 0.50d 3.03l	1
	4	1017218	(000000–)	Washer, Flat, 0.32b 1.00d .12, Ss	1
	5	386299	(000000–)	Screw, Hex, M8 X 1.25 X 100, Ss	1
	6	1201500	(000000–)	Actuator, 36vdc, 2.75strk, 450lb	1
	7	33930	(000000–)	Screw, Hex, M6 X 1.00 X 40, Ss	1
	8	01684	(000000–)	Washer, Flat, 0.27b 0.69d .05, Ss	1
	9	1206722	(000000–)	Sleeve, P/M, 0.25b 0.38d 0.8l	1
	10	29584	(000000–)	Pin, Clevis, 0.37d X 2.00l	1
	11	44906	(000000–)	Pin, Cotter, Hair, 0.38d .093 Wir	1
	12	01686	(000000–)	Washer, Flat, 0.44b 1.00d .08, Ss	1
	13	1206422	(000000–)	Arm, Spring, Tensioner	1
	14	1206602	(000000–)	Arm Wldt, Spring, Tension	1
	15	1054662	(000000–)	Bushing, Flng, 0.50b 0.59d 0.25l	3
	16	69998	(000000–)	Bolt, Eye, M8 X 1.25 X 030mm, 08.00 Eye	2
	17	08713	(000000–)	Nut, Hex, Lock, M8 X 1.25, NI, Ss	2
	18	09011	(000000–)	Screw, Hex, M8 X 1.25 X 30, Ss	2
	19	1017218	(000000–)	Washer, Flat, 0.32b 1.00d .12, Ss	3
	20	1207656	(000000–)	Sleeve, P/M, 0.32b 0.50d 0.4l [430ss]	3
	21	59658	(000000–)	Screw, Hex, M8 X 1.25 X 35, NI, Ss	1
▽	22	9011054	(000000–)	Pivot Arm Kit, Sba, Afmkt [T12]	1
▲	23	1201101	(000000–)	Bushing, Flng, 1.75b 1.94d 1.50l	1
▲	24	54618	(000000–)	Bushing, Flng, 1.00b 1.13d 1.00l	2
▲	25	39308	(000000–)	Screw, Soc, M8 X 1.25 X 25, 12.9	1
▲	26	08713	(000000–)	Nut, Hex, Lock, M8 X 1.25, NI, Ss	1
	27	12309	(000000–)	Screw, Hex, M12 X 1.75 X 30, Ss	1
	28	1200634	(000000–)	Washer, Flat, 0.48b 2.50d .12, Ss	1
▽	29	9020248	(000000–010999)	Channel Assy, Lift, Sba, Afmkt [T17]	1
▲	30	54618	(000000–010999)	Bushing, Flng, 1.00b 1.13d 1.00l	2
▽	29	9014996	(011000–)	Channel Assy, Lift, Sba, Afmkt [T17]	1
▲	30	54618	(011000–)	Bushing, Flng, 1.00b 1.13d 1.00l	2
	31	1210581	(000000–)	Pin, Pivot, Sba	1
	32	386299	(000000–)	Screw, Hex, M8 X 1.25 X 100, Ss	1
	33	1011719	(000000–)	Washer, Flat, 0.33b 1.38d .08, Ss	4
	34	08713	(000000–)	Nut, Hex, Lock, M8 X 1.25, NI, Ss	2
	35	1031413	(000000–)	Spring, Extn, 1.68od 0.20wir 07.5l	1
▽	36	9020249	(000000–)	Link Kit, Upper, Sba, Afmkt [T17]	1
▲	37	1054662	(000000–)	Bushing, Flng, 0.50b 0.59d 0.25l	2
	38	1210807	(000000–)	Wire, Tie [W/.25" Fir Tree Clip]	1
	39	09011	(000000–)	Screw, Hex, M8 X 1.25 X 30, Ss	1
	40	1017218	(000000–)	Washer, Flat, 0.32b 1.00d .12, Ss	2
	41	1207656	(000000–)	Sleeve, P/M, 0.32b 0.50d 0.4l [430ss]	2
	42	09010	(000000–)	Screw, Hex, M8 X 1.25 X 25, Ss	1
	43	1209678	(000000–)	Pin, Pivot, Sba	1
	44	1210312	(000000–)	Screw, Hex, M8 X 1.25 X 120, Ss	1
▽	45	9010938	(000000–)	Spring Assy, Replmt, Afmkt [T12]	1
▲	46	763064	(000000–)	Nut, Hex, Jam, M10 X 1.5, [Din439]	3
▲	47	05686	(000000–)	Rod–End, M10 X 1.5rh Fem M10 X 1.5stud	2
▲	48	08714	(000000–)	Nut, Hex, Lock, M10 X 1.5, NI, Ss	2
▲	49	01686	(000000–)	Washer, Flat, 0.44b 1.00d .08, Ss	2

Fig. 11 – Scrubbing Side Brush Motor and Squeegee Group

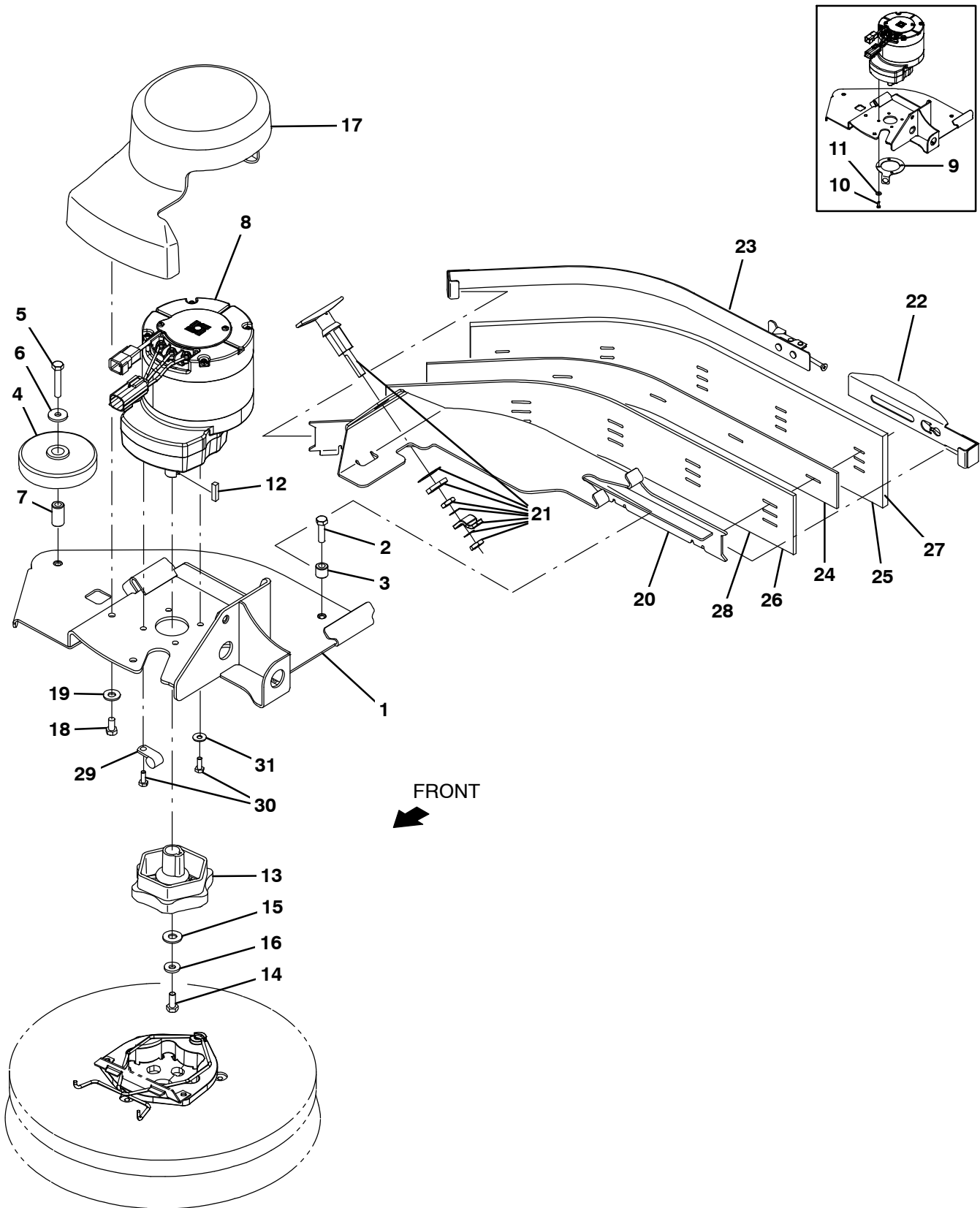


Fig. 11 – Scrubbing Side Brush Motor and Squeegee Group

Ref.	Part No.	Serial Number	Description	Qty.	
1	1205307	(000000–)	Bracket Wldt, Deck	1	
2	09011	(000000–)	Screw, Hex, M8 X 1.25 X 30, Ss	1	
3	80409	(000000–)	Sleeve, P/M, 0.34b 0.63d 0.6l, Bnz	1	
4	363162	(000000–)	Wheel, 04.0d 0.89w 0.64b	1	
5	222505	(000000–)	Screw, Hex, M8 X 1.25 X 45, Ss	1	
6	1017218	(000000–)	Washer, Flat, 0.32b 1.00d .12, Ss	1	
7	363301	(000000–)	Sleeve, P/M, 0.34b 0.63d 1.2l, Bnz	1	
8	1206475	(000000–)	Motor, Ele, 36 Vdc, 350 Rpm 1.25 Hp Gear	1	
9	1207718	(000000–010497)	Plate, Sppt (Replaced by 9014344)	1	
10	11329	(000000–010497)	Screw, Hex, M6 X 1.00 X 16, NI, Ss	4	
11	01684	(000000–010497)	Washer, Flat, 0.27b 0.69d .05, Ss	4	
12	00928	(000000–)	Key, Sq, 0.25 X 0.25, 1.00l	1	
13	377364	(000000–)	Hub, Drive, Brush, Disk, 0.75b [6t]	1	
14	12273	(000000–)	Screw, Hex, M8 X 1.25 X 20, NI, Ss	1	
15	01686	(000000–)	Washer, Flat, 0.44b 1.00d .08, Ss	1	
16	41186	(000000–)	Washer, Flat, Belleville, .31	1	
17	9020217	(000000–)	Cover, Motor, Sba, Afmkt[T17]	1	
18	15675	(000000–)	Screw, Hex, M8 X 1.25 X 16, Ss	2	
19	01685	(000000–)	Washer, Flat, 0.38b 0.88d .08, Ss	2	
▽	9020247	(000000–)	Squeegee Assy, Sba, Afmkt [T17]	1	
▲	20	1206597	(000000–)	Bracket Wldt, Sqge, Sba	1
▲	21	1201149	(000000–)	Latch, Compression, Sqge, Sba	1
▲	22	1201609	(000000–)	Retainer Wldt, Sqge, Sba	1
▲	23	1206592	(000000–)	Retainer Wldt, Sqge, Sba	1
▲	24	1206598	(000000–)	Spacer, Blade	1
▲	25	1206589	(000000–)	Blade, Sqge, Sba, Linatex	1
▲	26	1206599	(000000–)	Blade, Sqge, Sba, Inner	1
	27	1212163	(000000–)	Blade, Sqge, Sba, (Urethane)	1
	27	1212210	(000000–)	Blade, Sqge, Sba, (Gum Rubber)	1
	28	1212211	(000000–)	Blade, Sqge, Sba, Inner, (Urethane)	1
	28	1212212	(000000–)	Blade, Sqge, Sba, Inner, (Gum Rubber)	1
	29	26395–1	(010498–)	Clamp, Cable, Stl, 0.56D X 0.38W, 1 Hole	1
	30	11635	(010498–)	Screw, hex, M6 X 1.00 X 12, Ss	4
	31	01684	(010498–)	Washer, flat, 0.27B 0.69D .05, Ss	3

Fig. 12 – Scrubbing Side Brush Mount Group

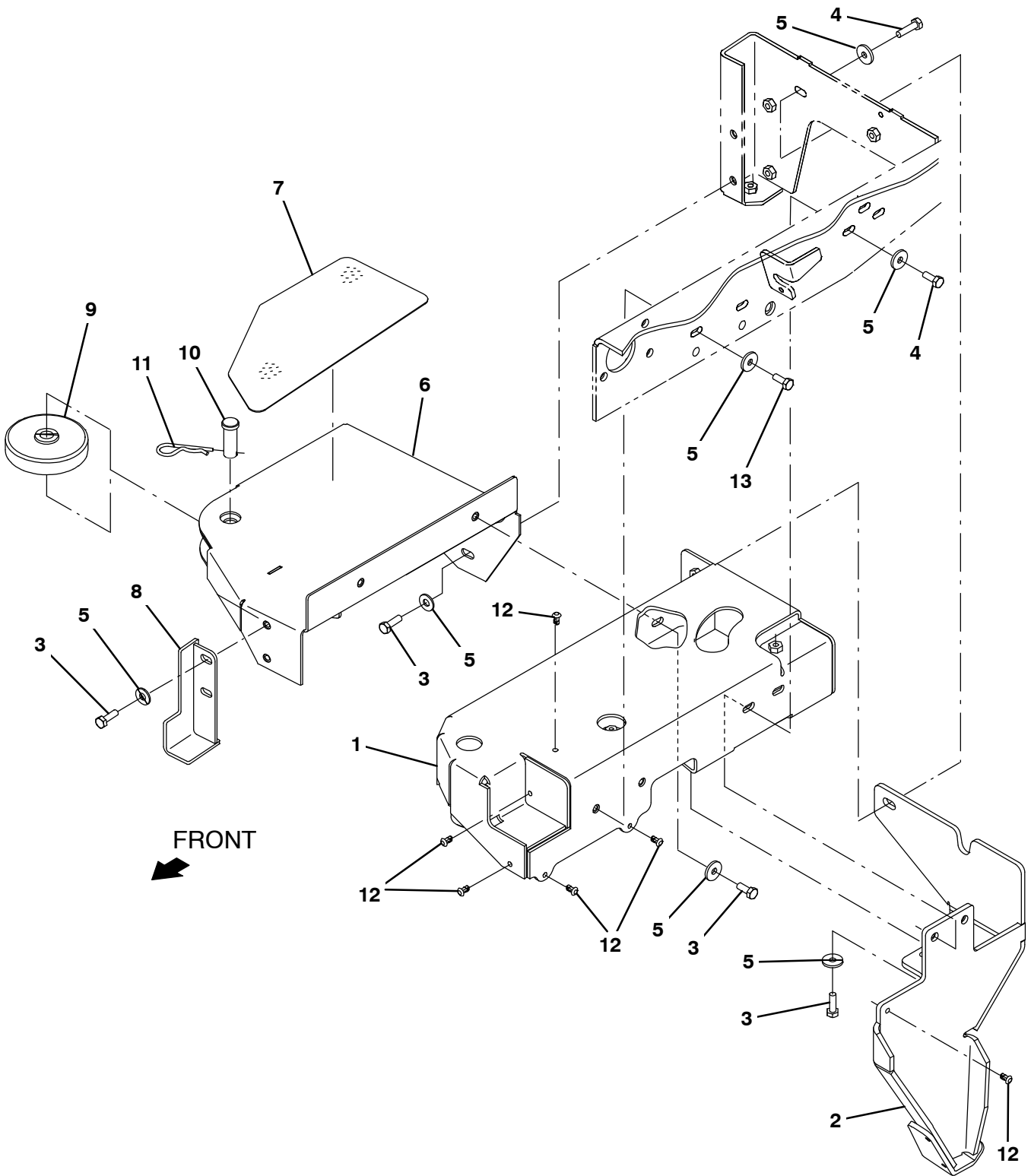


Fig. 12 - Scrubbing Side Brush Mount Group

Ref.	Part No.	Serial Number	Description	Qty.
1	1205299	(000000-010999)	Cover Wldt, Sba	1
1	1222170	(011000-)	Cover Wldt, Sba	1
2	1206805	(000000-010999)	Bracket Wldt, Skid, Anti-Roll	1
2	1225419	(011000-)	Bracket Wldt, Skid, Anti-Roll	1
3	09010	(000000-)	Screw, Hex, M8 X 1.25 X 25, Ss	6
4	09011	(000000-)	Screw, Hex, M8 X 1.25 X 30, Ss	3
5	1017218	(000000-)	Washer, Flat, 0.32b 1.00d .12, Ss	12
6	1206809	(000000-)	Bracket Wldt, Step, Sba	1
7	1207657	(000000-)	Tread, Non-Skid-Step, 6.3w 12.8l, Sba	1
8	1208021	(000000-)	Door Wldt, Mtg, Sba	1
9	363162	(000000-)	Wheel, 04.0d 0.89w 0.64b	1
10	1207866	(000000-)	Pin, Clevis, 0.625d X 1.75l	1
11	55094	(000000-)	Pin, Cotter, Hair, 0.75d .148 Wir	1
12	1071085	(000000-)	Clip, Tie, 0.25d, Plstc	6
13	09740	(000000-)	Screw, Hex, M8 X 1.25 X 20, Ss	2

Fig. 13 – Scrubbing Side Brush Solution Supply Group

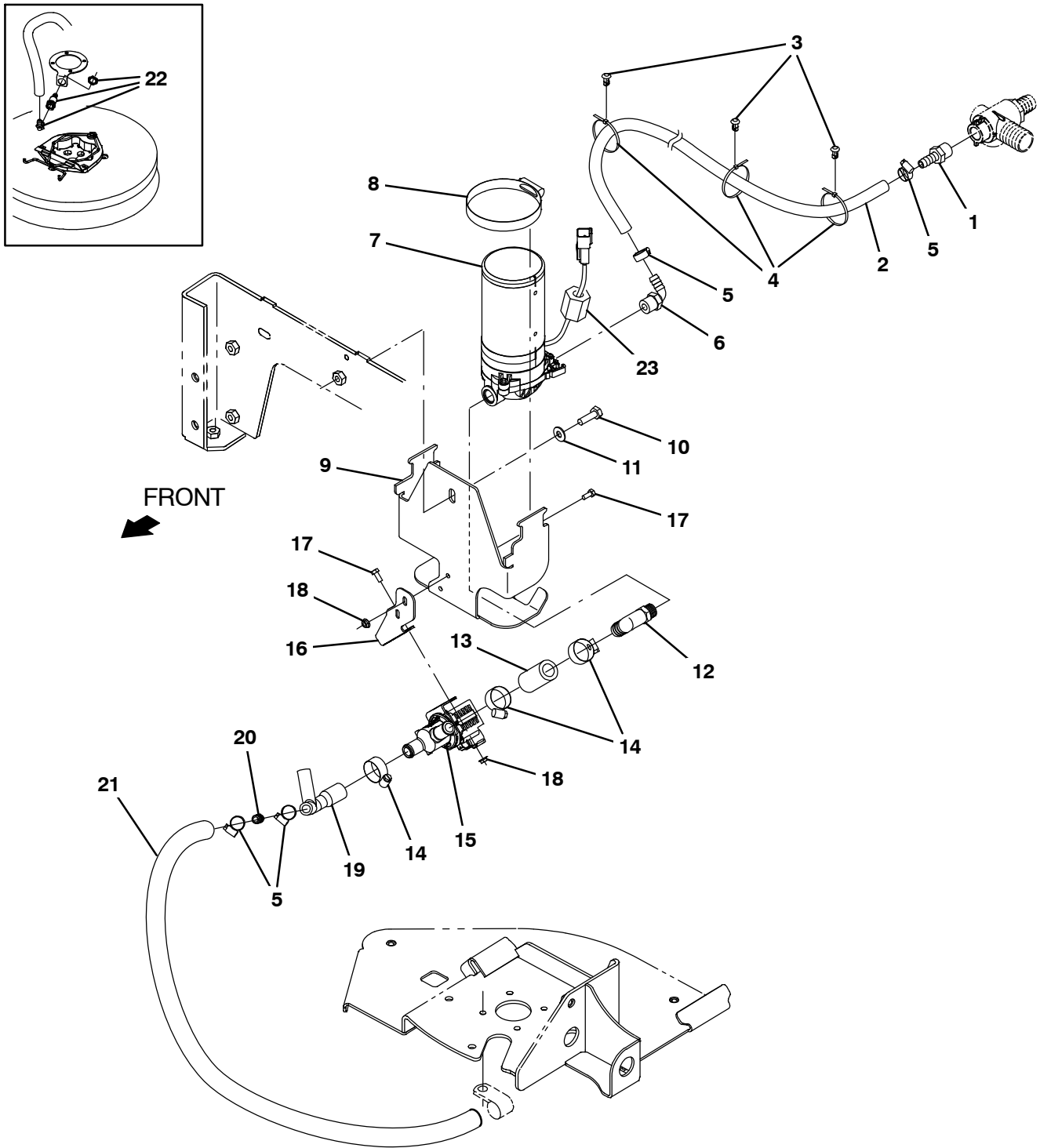


Fig. 13 – Scrubbing Side Brush Solution Supply Group

Ref.	Part No.	Serial Number	Description	Qty.
1	150538	(000000–) Fitting, Plstc, Str, Bm06/Pm06	1
2	1006400	(000000–) Hose, Afmkt, Pvc, Brd, 0.38id, 03ft, Clr	1
3	1071085	(000000–) Clip, Tie, 0.25d, Plstc	3
4	130773	(000000–) Tie, Cable, Nyl, 11.0l, .14w, 3.0 Max. D	3
5	43844	(000000–) Clamp, Hose, Wormdrive, 0.25–0.62d, .31w	4
6	1005630	(000000–) Fitting, Plstc, E90, Bm06/Pm06, Nyl	1
7	1200328	(000000–) Pump, Soltn, Ele, 36vdc, 60psi	1
8	43555	(000000–) Clamp, Hose, Wormdrive, 2.62–3.50d	1
9	1206138	(000000–010999) Bracket, Pump	1
9	1221952	(011000–) Bracket, Pump	1
10	09010	(000000–) Screw, Hex, M8 X 1.25 X 25, Ss	1
11	32490	(000000–) Washer, Flat, 0.25, Std	1
12	1208433	(000000–) Fitting, Plstc, E90, Bm10/Pm06	1
13	1015025	(000000–) Hose, Afmkt, Pvc, Brd, 0.62id, 02ft, Clr	1
14	63810	(000000–) Clamp, Hose, Wormdrive, 0.56–1.06d, .56w	3
15	9016496	(000000–011669) Valve Kit, Replacement 36V Hi Flow	1
15	1075238	(011670–) Walve, Water, Solenoid – 36V	1
16	1208434	(000000–) Bracket, Mount, Sba Valve	1
17	09738	(000000–) Screw, Hex, M5 X 0.80 X 12, Ss	4
18	07789	(000000–) Nut, Hex, Flng, M5 X 0.80	4
19	1208432	(000000–) Manifold, Sba	1
20	20950	(000000–) Fitting, Plstc, Str, Bm06/Bm06	1
21	1014976	(000000–) Hose, Afmkt, Pvc, Brd, 0.38id, 08ft, Clr	1
22	9014344	(000000–010497) Hose Kit, Brush, Side [T17]	1
23	1227867	(000000–) Inductor, Ferrite [Split Case, 407@1'00Hz]	1

Fig. 14 – Scrubbing Side Brush Electrical Group

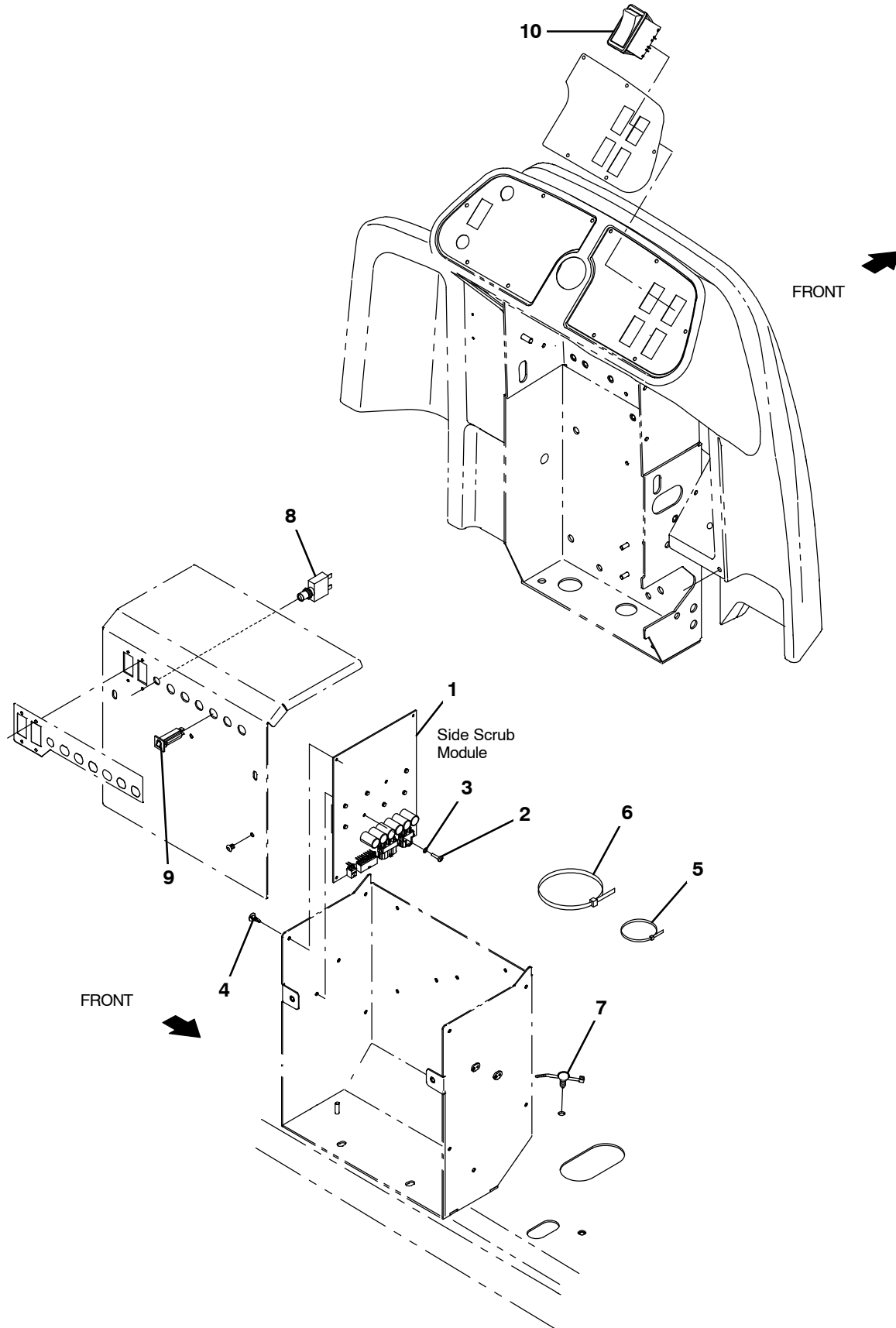


Fig. 14 – Scrubbing Side Brush Electrical Group

Ref.	Part No.	Serial Number	Description	Qty.
1	9020230	(000000–) Circuit Board Kit, Sba, Afmkt [T17]	1
2	06926	(000000–) Screw, Pan, Phl, M4 X 0.70 X 10, 4.8	2
3	1202860	(000000–) Washer, Flat, 0.17b 0.31d .03, Nyl	2
4	1210399	(000000–) Stand–Off, Circuitboard [0.25”]	4
5	763114	(000000–) Tie, Cable, 11.3l, 2.75d Max	3
6	222809	(000000–) Tie, Cable, Nyl, 29.8l .30w 9.0 Max D	1
7	1210807	(000000–) Wire, Tie [W/.25” Fir Tree Clip]	7
8	383726	(000000–) Circuitbreaker, 35.0a, Resetable	1
9	1064184	(000000–) Circuitbreaker, 02.5a, Resetable	1
10	397889	(000000–) Switch, Rocker, Dpst, On / None / On	1

Fig. 15 – Scrubbing Side Brush Wire Harness Group

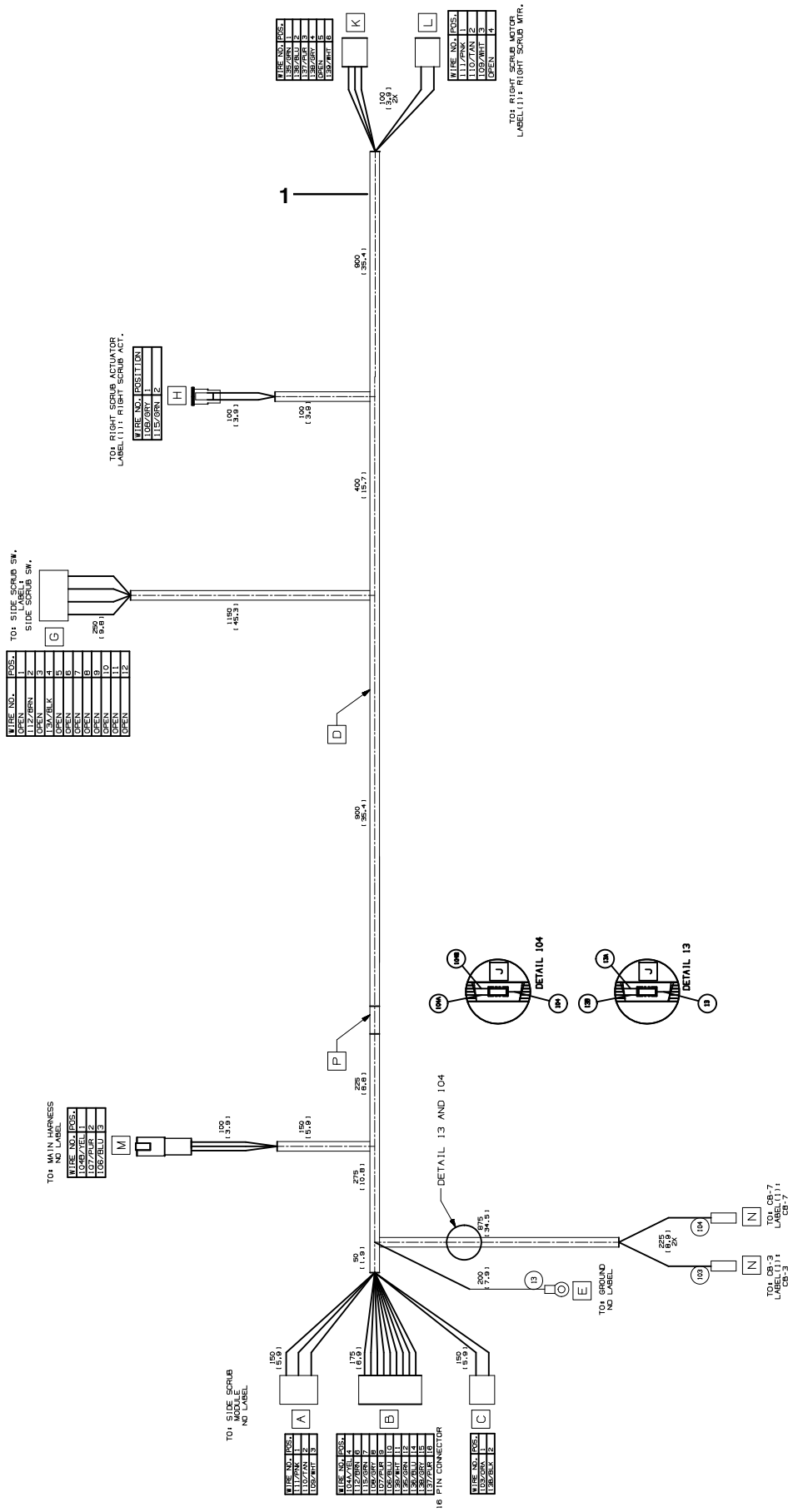


Fig. 15 – Scrubbing Side Brush Wire Harness Group

Ref.	Part No.	Serial Number	Description	Qty.
1	1072999	(000000-) Harness, Ele [Side Scrub, T17]	1

Fig. 16 - Sweeping Side Brush Drive Motor Group, Right Side

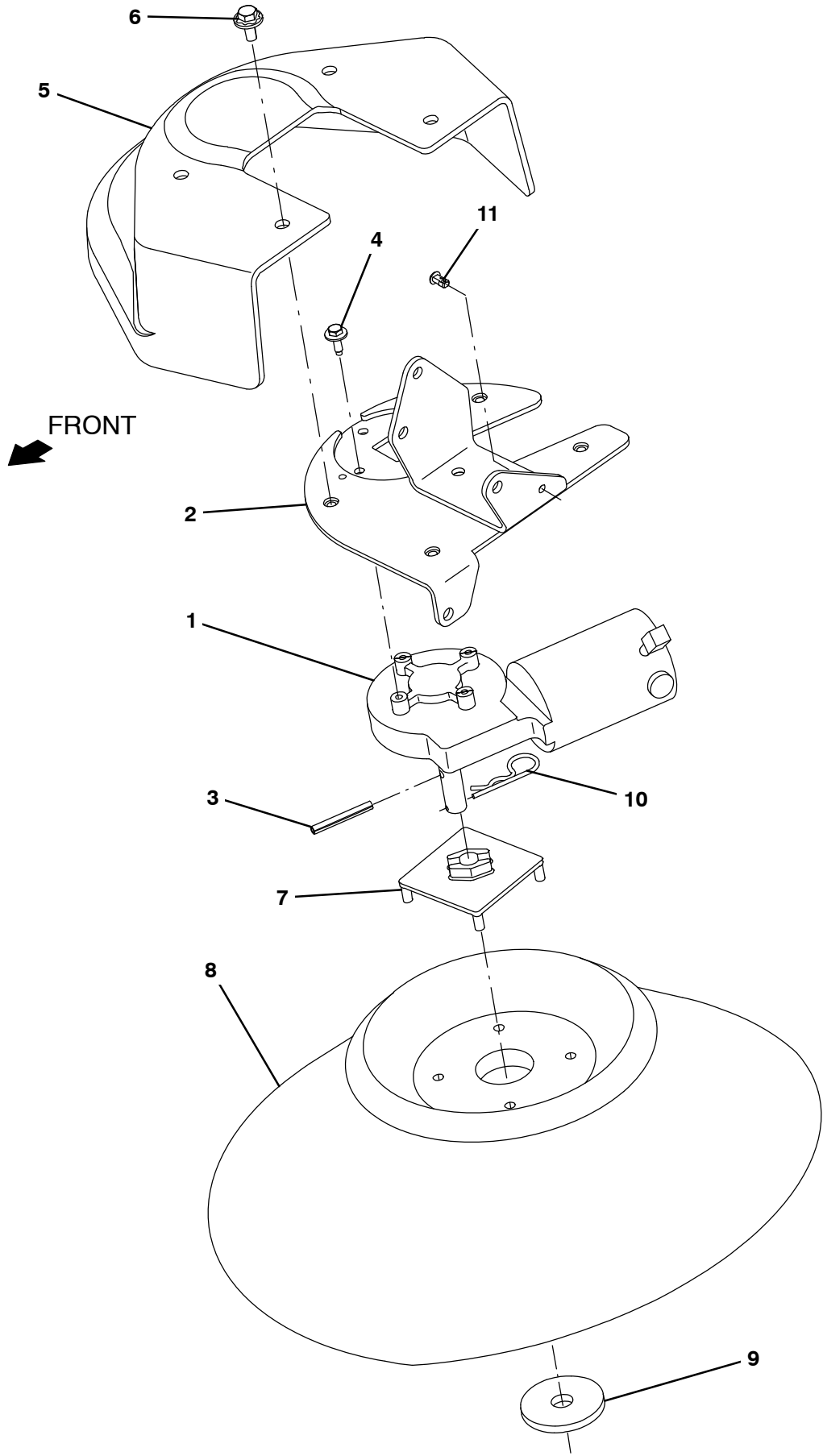


Fig. 16 – Sweeping Side Brush Drive Motor Group, Right Side

Ref.	Part No.	Serial Number	Description	Qty.
1	1212824	(000000–) Motor, Ele, 36vdc 0.08hp 0068rpm Gear Rh	1
2	1207139	(000000–) Bracket Wldt, Mtg, Motor, Sba	1
3	11398	(000000–) Pin, Roll, .250d X 2.00l, .250/.256	1
4	1040467	(000000–) Screw, Hex, M6 X 1.00 X 20, 9.8, Sems	4
5	1207412	(000000–) Cover, Sidebrush, Sweeping	1
6	1020341	(000000–) Screw, Hex, M8 X 1.25 X 20, Ss, Sems	4
7	1017441	(000000–) Plate, Adapter, Brush	1
8	87419	(000000–) Brush, Disk, Swp, 19.0d, Pyp	1
9	1017802	(000000–) Washer, Flat, 0.66b 2.50d .19, Ss	1
10	02942	(000000–) Pin, Hair, Cotter, 0.62d .120 Wir	1
11	1071085	(000000–) Clip, Tie, 0.25d, Plstc	1

Fig. 17 – Sweeping Side Brush Lift Group, Right Side

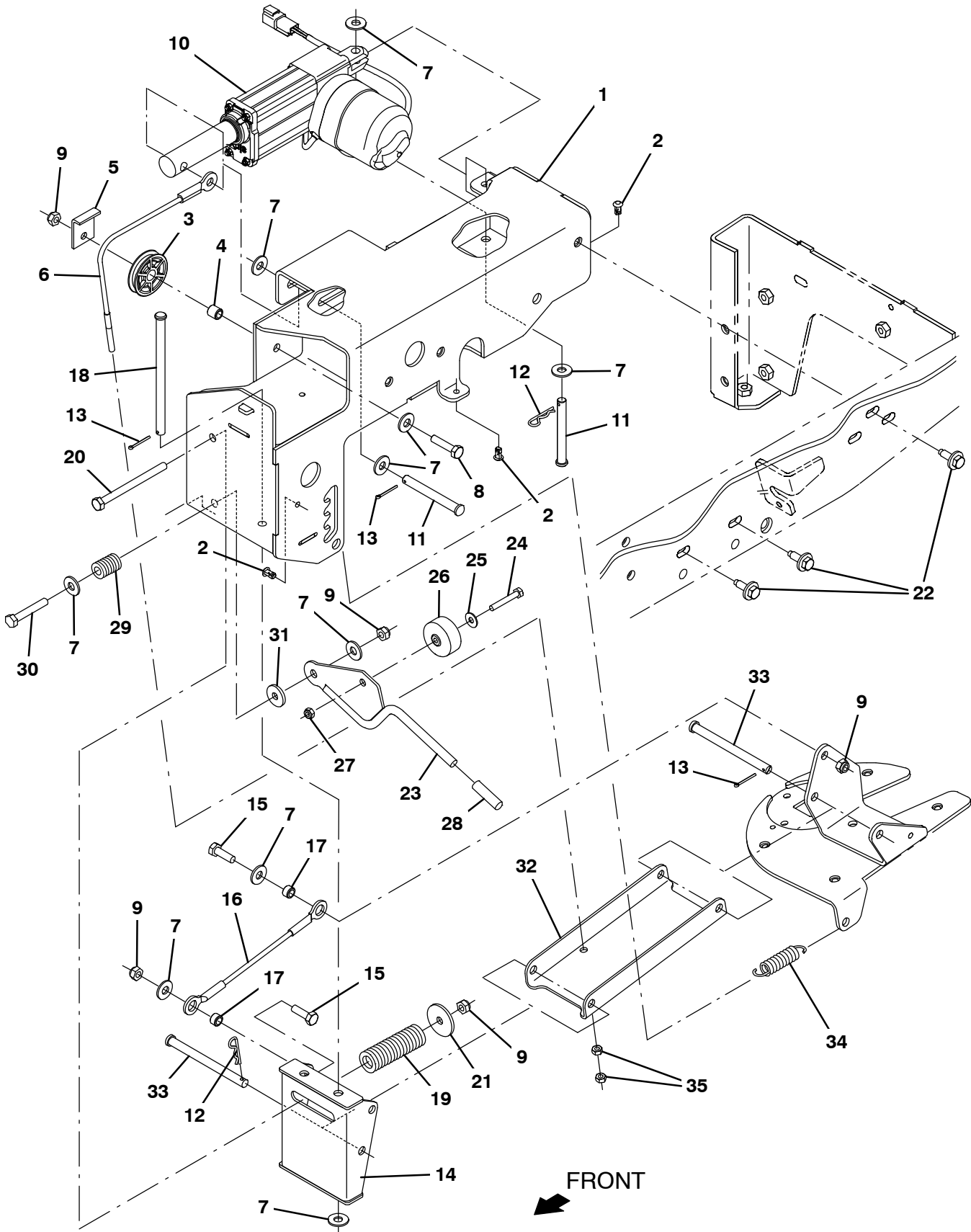


Fig. 17 – Sweeping Side Brush Lift Group, Right Side

Ref.	Part No.	Serial Number	Description	Qty.
1	1207330	(000000-010999)	Housing Wldt, Sba, Rh	1
1	1225432	(011000-)	Housing Wldt, Sba, Rh	1
2	1071085	(000000-)	Clip, Tie, 0.25d, Plstc	3
3	369781	(000000-)	Pulley, Cable, 1.5d Nyl	1
4	222460	(000000-)	Sleeve, P/M, 0.32b 0.50d 0.5l [430ss]	1
5	54400	(000000-)	Bracket, Angle, Keeper, Cable	1
6	1205013	(000000-)	Cable, Ss, .09d 10.35l .38eye/M6-1.0	1
7	01685	(000000-)	Washer, Flat, 0.38b 0.88d .08, Ss	10
8	09023	(000000-)	Screw, Hex, M8 X 1.25 X 35, Fl, Ss	1
9	08713	(000000-)	Nut, Hex, Lock, M8 X 1.25, NI, Ss	5
10	1201500	(000000-)	Actuator, 36vdc, 2.75strk, 450lb	1
11	57598	(000000-)	Pin, Clevis, 0.37d X 3.25l	2
12	44906	(000000-)	Pin, Cotter, Hair, 0.38d .093 Wir	2
13	08179	(000000-)	Pin, Cotter, .094 X 1.00	3
14	1204919	(000000-010999)	Bracket Wldt, Pivot, Sba	1
14	1225423	(011000-)	Bracket Wldt, Pivot, Sba	1
15	09010	(000000-)	Screw, Hex, M8 X 1.25 X 25, Ss	2
16	1204774	(000000-)	Cable, Ss, .09d 7.87l .50eye/.50eye	1
17	222516	(000000-)	Sleeve, P/M, 0.32b 0.50d 0.3l [430ss]	2
18	49924	(000000-)	Pin, Clevis, 0.37d X 6.12l	1
19	1209244	(000000-)	Spring, Compr, .98od 2.5l	1
20	386299	(000000-)	Screw, Hex, M8 X 1.25 X 100, Ss	1
21	379829	(000000-)	Washer, Flat, 0.34b 1.50d .12, Stl, PI	1
22	1037346	(000000-)	Screw, Hex, M8 X 1.25 X 25, 9.8, Sems	3
23	1205016	(000000-)	Lever Wldt, Adj, Sba	1
24	33930	(000000-)	Screw, Hex, M6 X 1.00 X 40, Ss	1
25	01684	(000000-)	Washer, Flat, 0.27b 0.69d .05, Ss	1
26	01847	(000000-)	Wheel, 01.6d 0.72w 0.21b	1
27	08712	(000000-)	Nut, Hex, Lock, M6 X 1.00, NI, Ss	1
28	1208858	(000000-)	Cover, Handle	1
29	81672	(000000-)	Spring, Cmpr, 0.37id X Flat Wir, 1.0l	1
30	49694	(000000-)	Screw, Hex, M8 X 1.25 X 50, Ss	1
31	1017218	(000000-)	Washer, Flat, 0.32b 1.00d .12, Ss	1
32	1204396	(000000-)	Bracket, Arm, Sba	1
33	59672	(000000-)	Pin, Clevis, 0.37d X 4.50l	2
34	15047	(000000-)	Spring, Extn, 0.62od 0.08wir 03.0l	1
35	07785	(000000-)	Nut, Hex, Std, M6 X 1.00, Ss	2

Fig. 18 – Sweeping Side Brush Drive Motor Group, Left Side

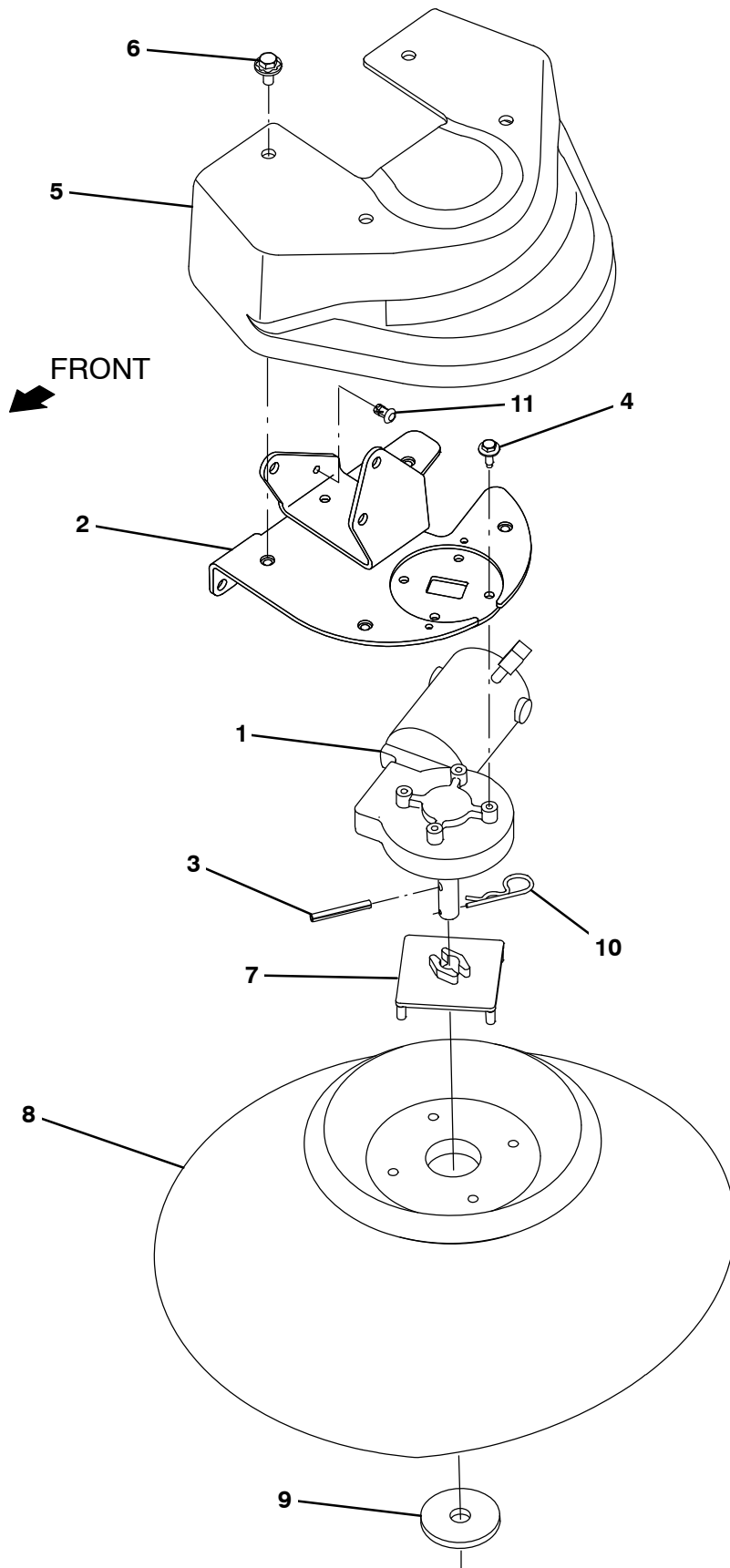


Fig. 18 – Sweeping Side Brush Drive Motor Group, Left Side

Ref.	Part No.	Serial Number	Description	Qty.
1	1212823	(000000–) Motor, Ele, 36vdc 0.08hp 0068rpm Gear Lh	1
2	1207559	(000000–) Mount Wldt, Motor, Sba	1
3	11398	(000000–) Pin, Roll, .250d X 2.00l, .250/.256	1
4	1040467	(000000–) Screw, Hex, M6 X 1.00 X 20, 9.8, Sems	4
5	1207412	(000000–) Cover, Sidebrush, Sweeping	1
6	1020341	(000000–) Screw, Hex, M8 X 1.25 X 20, Ss, Sems	4
7	1017441	(000000–) Plate, Adapter, Brush	1
8	87419	(000000–) Brush, Disk, Swp, 19.0d, Pyp	1
9	1017802	(000000–) Washer, Flat, 0.66b 2.50d .19, Ss	1
10	02942	(000000–) Pin, Hair, Cotter, 0.62d .120 Wir	1
11	1071085	(000000–) Clip, Tie, 0.25d, Plstc	1

Fig. 19 – Sweeping Side Brush Lift Group, Left Side

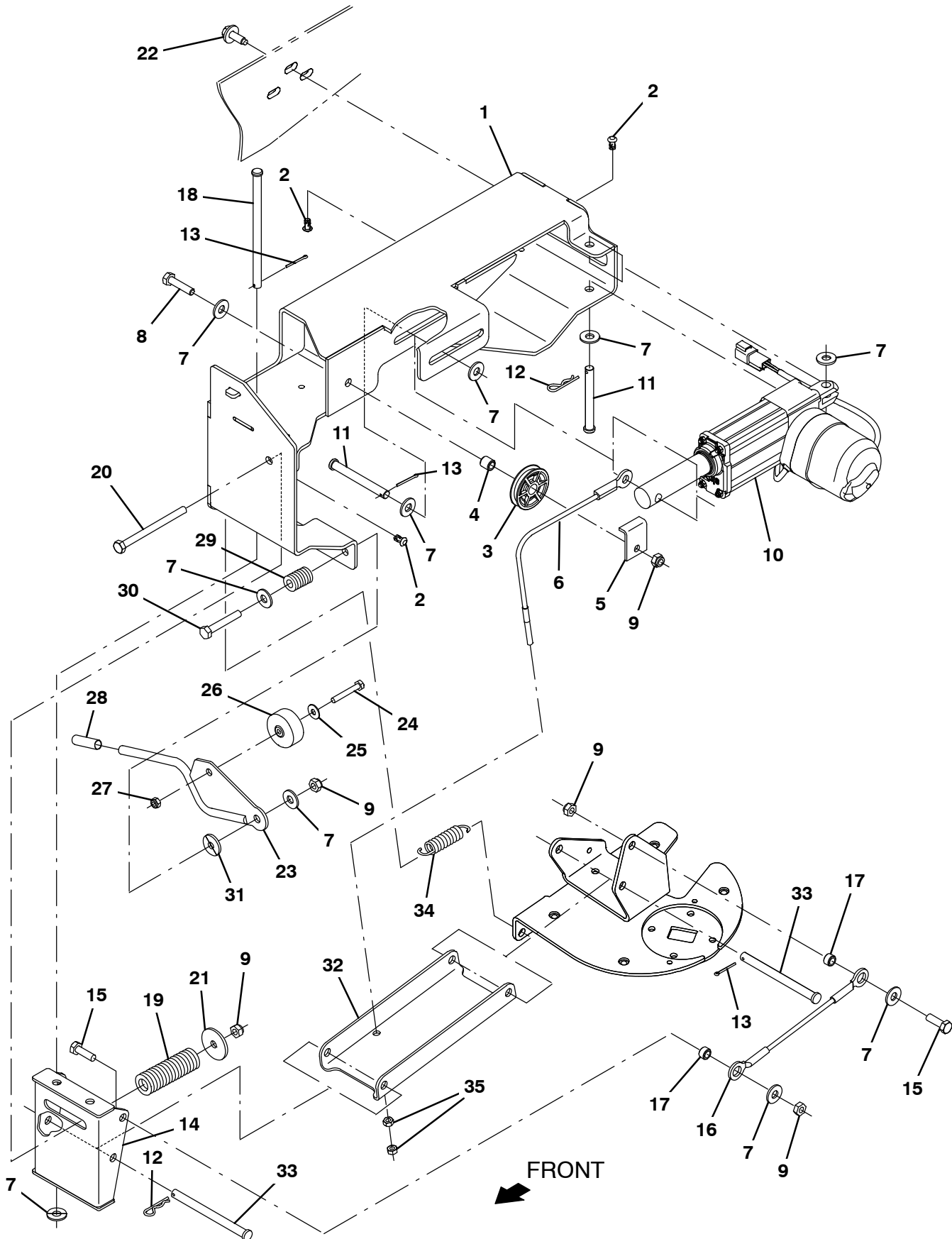


Fig. 19 – Sweeping Side Brush Lift Group, Left Side

Ref.	Part No.	Serial Number	Description	Qty.
1	1207554	(000000-010999)	Housing Wldt, Sba, Lh	1
1	1225423	(011000-)	Housing Wldt, Sba, Lh	1
2	1071085	(000000-)	Clip, Tie, 0.25d, Plstc	3
3	369781	(000000-)	Pulley, Cable, 1.5d Nyl	1
4	222460	(000000-)	Sleeve, P/M, 0.32b 0.50d 0.5l [430ss]	1
5	54400	(000000-)	Bracket, Angle, Keeper, Cable	1
6	1205013	(000000-)	Cable, Ss, .09d 10.35l .38eye/M6-1.0	1
7	01685	(000000-)	Washer, Flat, 0.38b 0.88d .08, Ss	10
8	09023	(000000-)	Screw, Hex, M8 X 1.25 X 35, Fl, Ss	1
9	08713	(000000-)	Nut, Hex, Lock, M8 X 1.25, NI, Ss	5
10	1201500	(000000-)	Actuator, 36vdc, 2.75strk, 450lb	1
11	57598	(000000-)	Pin, Clevis, 0.37d X 3.25l	2
12	44906	(000000-)	Pin, Cotter, Hair, 0.38d .093 Wir	2
13	08179	(000000-)	Pin, Cotter, .094 X 1.00	3
14	1204919	(000000-010999)	Bracket Wldt, Pivot, Sba	1
14	1225425	(011000-)	Bracket Wldt, Pivot, Sba	1
15	09010	(000000-)	Screw, Hex, M8 X 1.25 X 25, Ss	2
16	1204774	(000000-)	Cable, Ss, .09d 7.87l .50eye/.50eye	1
17	222516	(000000-)	Sleeve, P/M, 0.32b 0.50d 0.3l [430ss]	2
18	49924	(000000-)	Pin, Clevis, 0.37d X 6.12l	1
19	1209244	(000000-)	Spring, Compr, .98od 2.5l	1
20	386299	(000000-)	Screw, Hex, M8 X 1.25 X 100, Ss	1
21	379829	(000000-)	Washer, Flat, 0.34b 1.50d .12, Stl, PI	1
22	1037346	(000000-)	Screw, Hex, M8 X 1.25 X 25, 9.8, Sems	3
23	1205016	(000000-)	Lever Wldt, Adj, Sba	1
24	33930	(000000-)	Screw, Hex, M6 X 1.00 X 40, Ss	1
25	01684	(000000-)	Washer, Flat, 0.27b 0.69d .05, Ss	1
26	01847	(000000-)	Wheel, 01.6d 0.72w 0.21b	1
27	08712	(000000-)	Nut, Hex, Lock, M6 X 1.00, NI, Ss	1
28	1208858	(000000-)	Cover, Handle	1
29	81672	(000000-)	Spring, Cmpr, 0.37id X Flat Wir, 1.0l	1
30	49694	(000000-)	Screw, Hex, M8 X 1.25 X 50, Ss	1
31	1017218	(000000-)	Washer, Flat, 0.32b 1.00d .12, Ss	1
32	1204396	(000000-)	Bracket, Arm, Sba	1
33	59672	(000000-)	Pin, Clevis, 0.37d X 4.50l	2
34	15047	(000000-)	Spring, Extn, 0.62od 0.08wir 03.0l	1
35	07785	(000000-)	Nut, Hex, Std, M6 X 1.00, Ss	2

Fig. 20 – Sweeping Side Brush Electrical Group

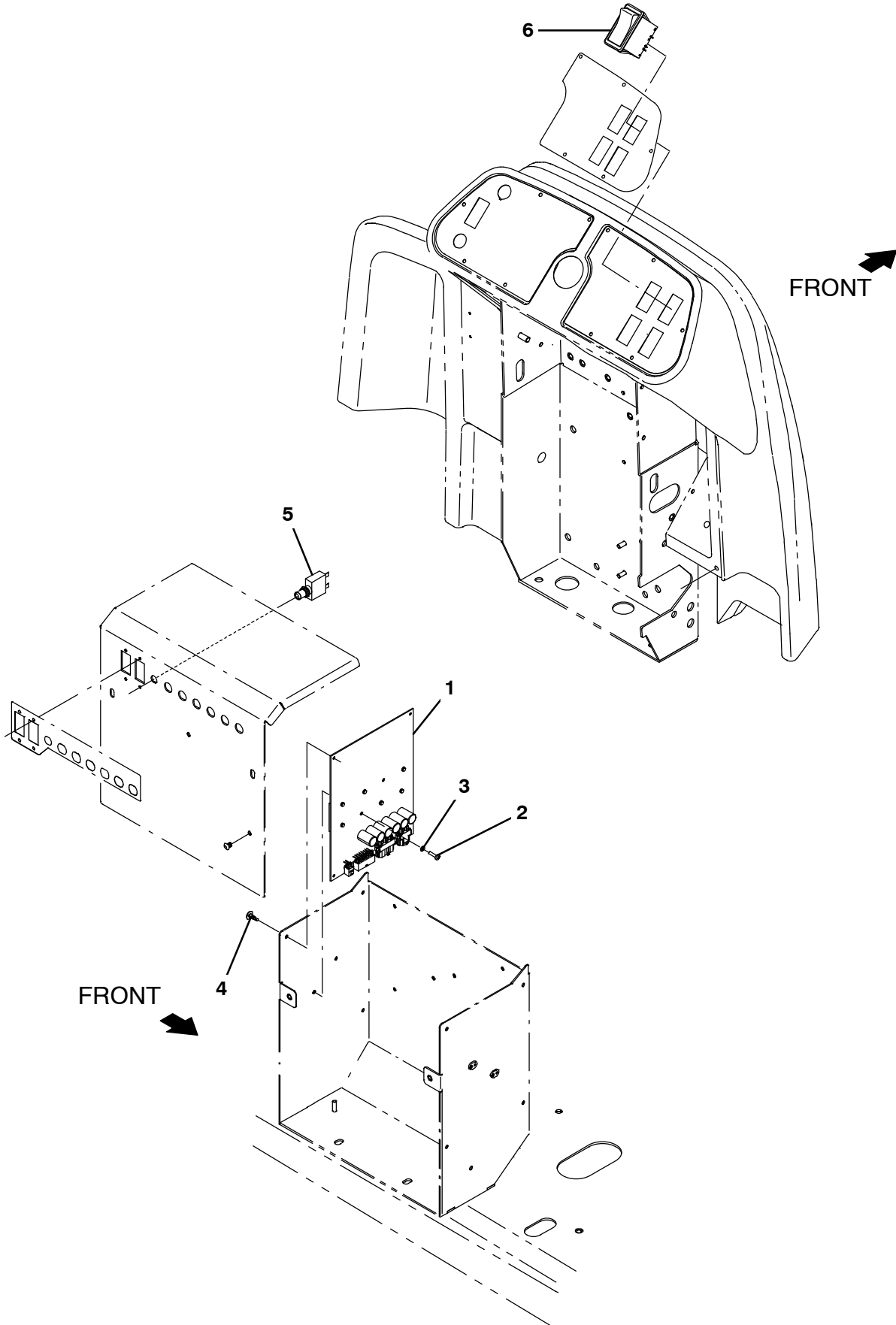


Fig. 20 – Sweeping Side Brush Electrical Group

Ref.	Part No.	Serial Number	Description	Qty.
1	9020229	(000000–) Circuit Board Kit, H20, Afmkt [T17]	1
2	06926	(000000–) Screw, Pan, Phl, M4 X 0.70 X 10, 4.8	2
3	1202860	(000000–) Washer, Flat, 0.17b 0.31d .03, Nyl	2
4	1210399	(000000–) Stand-Off, Circuitboard [0.25"]	4
5	383723	(000000–) Circuitbreaker, 20.0a, Resetable	1
6	397889	(000000–) Switch, Rocker, Dpst, On / None / On	1

Fig. 21 – Sweeping Side Brush Wire Harness Group

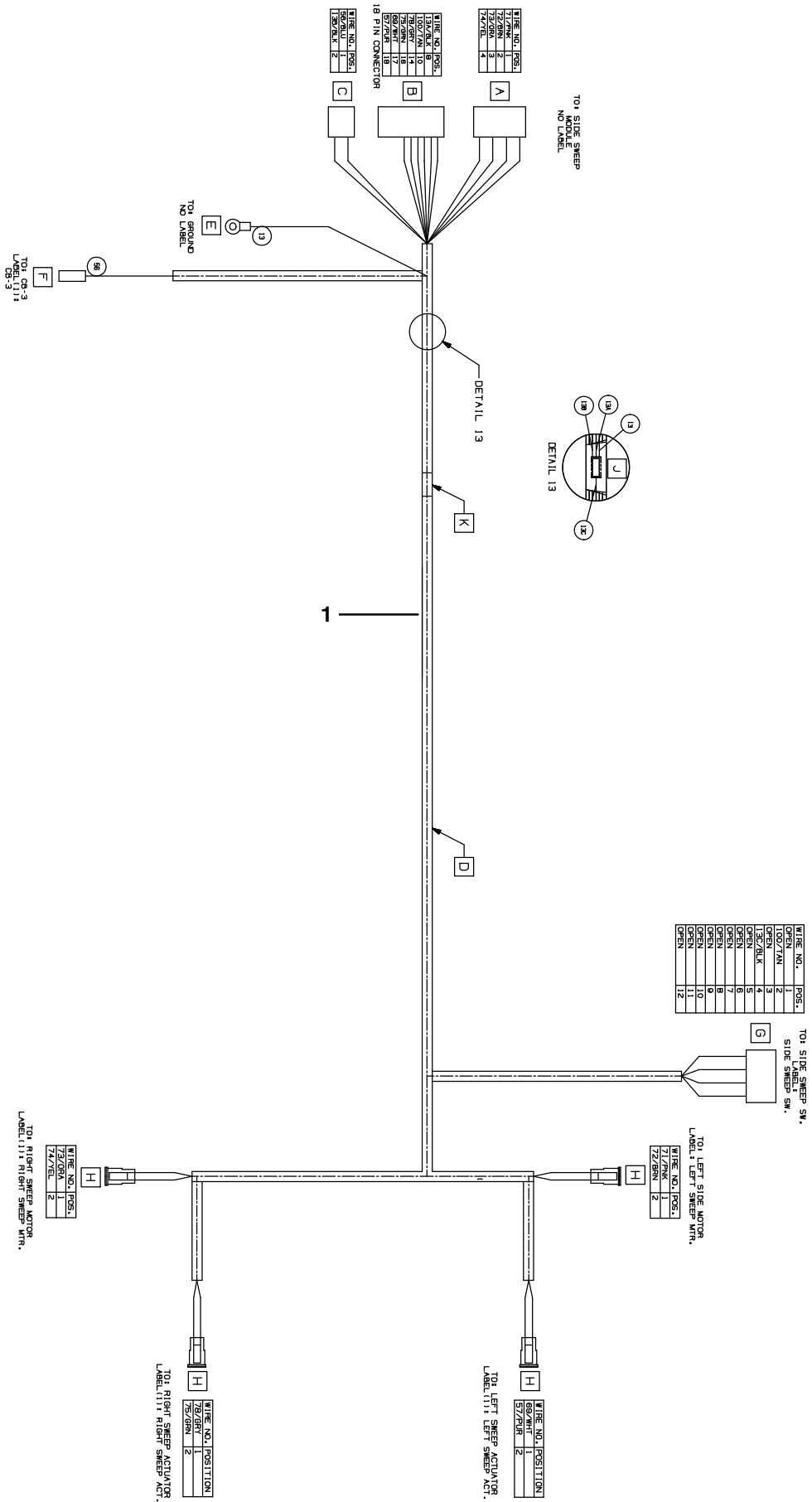


Fig. 21 – Sweeping Side Brush Wire Harness Group

Ref.	Part No.	Serial Number	Description	Qty.
1	1072992	(000000-) Harness, Ele , [Side Sweep, T17]	1

Fig. 22 - Pre-Sweep Hopper Cover Group

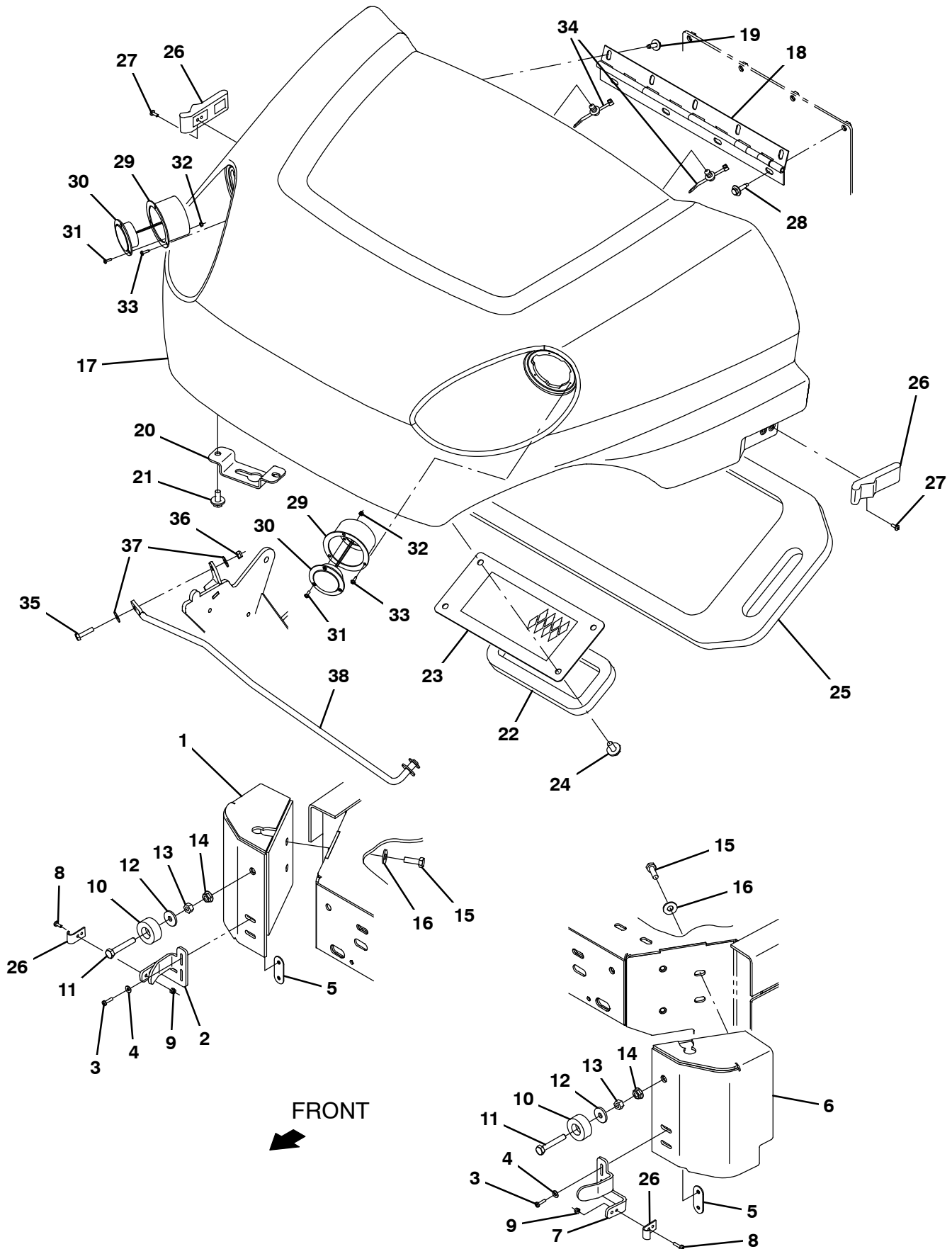


Fig. 22 – Pre-Sweep Hopper Cover Group

Ref.	Part No.	Serial Number	Description	Qty.	
1	1209119	(000000–) Bracket Wldt, Corner, Rh	1	
2	1207119	(000000–) Bracket, Latch, Rh	1	
3	06927	(000000–) Screw, Pan, Phl, M4 X 0.70 X 16, 4.8	4	
4	19065	(000000–) Washer, Flat, 0.19b 0.44d .05, Pl, 08	8	
5	1211929	(000000–) Plate Wldt, Nut, M4	2	
6	1209140	(000000–) Bracket Wldt, Corner, Lh	1	
7	1207123	(000000–) Bracket, Latch, Lh	1	
8	06927	(000000–) Screw, Pan, Phl, M4 X 0.70 X 16, 4.8	4	
9	02850	(000000–) Nut, Hex, Lock, M4 X 0.70, NI	4	
10	364614	(000000–) Bumper, Rbr, 1.5d 0.63 0.31h	2	
11	33401	(000000–) Screw, Hex, M8 X 1.25 X 50, Fl, Ss	2	
12	1017218	(000000–) Washer, Flat, 0.32b 1.00d .12, Ss	2	
13	07786	(000000–) Nut, Hex, Std, M8 X 1.25, Ss	2	
14	07791	(000000–) Nut, Hex, Flng, M8 X 1.25	2	
15	09010	(000000–) Screw, Hex, M8 X 1.25 X 25, Ss	4	
16	01686	(000000–) Washer, Flat, 0.44b 1.00d .08, Ss	4	
▽	9020220	(000000–) Cover, Preswp, Afmkt [T17]	1	
▲	17	1207151	(000000–) Cover, Presweep (As Trimmed) [T17]	1
▲	18	603268	(000000–) Hinge, .25pin .07 2.5w 16.0l, PI	1
▲	19	1040467	(000000–) Screw, Hex, M6 X 1.00 X 20, 9.8, Sems	5
▲	20	1207041	(000000–) Bracket, Catch, Cover, Saftey Rod	1
▲	21	1020341	(000000–) Screw, Hex, M8 X 1.25 X 20, Ss, Sems	2
▲	22	1058477	(000000–) Gasket, .75, 03.94w 08.58l, Adh[Nitrile]	1
▲	23	1058451	(000000–) Plate Wldt, Screen, Hppr	1
▲	24	1020341	(000000–) Screw, Hex, M8 X 1.25 X 20, Ss, Sems	4
▲	25	1058901	(000000–) Gasket, Box, Filter	1
▲	26	49800	(000000–) Latch W/ Keeper	2
▲	27	49697	(000000–) Screw, Pan, Phl, M4 X 0.70 X 10, Ss	4
▲	28	1036892	(000000–) Screw, Hex, M6 X 1.00 X 25, 9.8, Sems	4
▲	29	1060784	(000000–) Bracket Wldt, Mtg, Headlight	2
▲	30	9008182	(000000–) Light Assy, Pre-Sweep, Afmkt	2
▲	31	06920	(000000–) Screw, Pan, Phl, M3 X 0.50 X 10, 4.8	6
▲	32	579211	(000000–) Nut, Hex, Lock, M3 X 0.50, NI, Ss	6
▲	33	222267	(000000–) Screw, Pan, Phl, 06–20 X 0.50, Fmg/Ab	6
▲	34	1210807	(000000–) Wire, Tie [W/.25" Fir Tree Clip]	3
	35	09007	(000000–) Screw, Hex, M6 X 1.00 X 25, Ss	1
	36	08708	(000000–) Nut, Hex, Lock, M6 X 1.00, NI	1
	37	01684	(000000–) Washer, Flat, 0.27b 0.69d .05, Ss	2
	38	1208394	(000000–) Rod Wldt, Safety, Hopper Cover	1

Fig. 23 – Pre-Sweep Hopper and Vacuum Fan Group

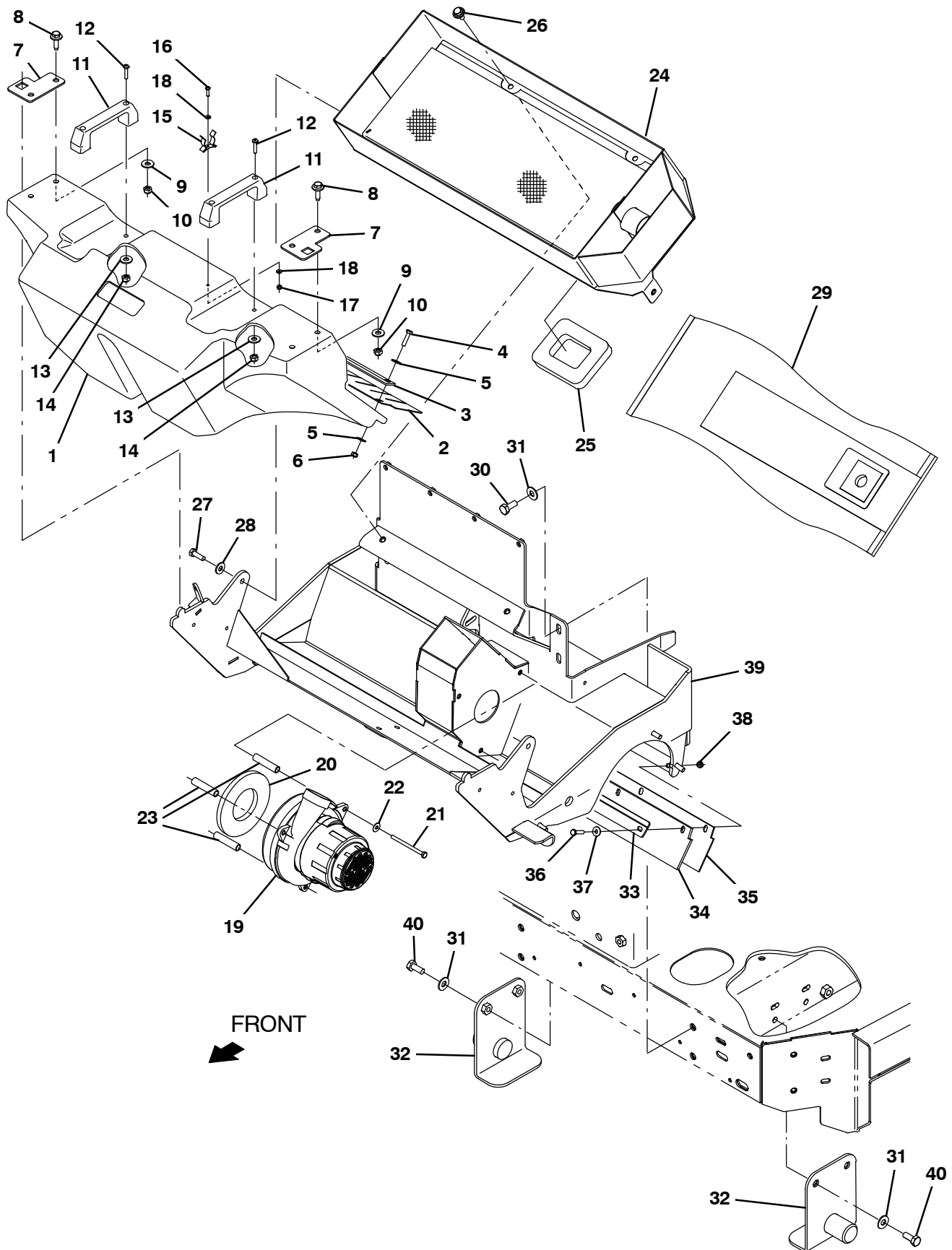


Fig. 23 – Pre-Sweep Hopper and Vacuum Fan Group

Ref.	Part No.	Serial Number	Description	Qty.
▽	9020219	(000000–)) Hopper, Preswp, Afmkt [T17]	1
▲	1 1207550	(000000–)) Hopper, Pre-Sweep, Rm-Cptl, Trimmed	1
▲▽	9020255	(000000–)) Skirt Kit, Hopper, Preswp, Afmkt [T17]	1
▲▲	2 1205547	(000000–)) Skirt, Neo, .06, 04.88w 28.26l 05/SI	1
▲▲	3 1205550	(000000–)) Plate, Retainer, Skirt	1
▲▲	4 09007	(000000–)) Screw, Hex, M6 X 1.00 X 25, Ss	5
▲▲	5 01684	(000000–)) Washer, Flat, 0.27b 0.69d .05, Ss	10
▲▲	6 08712	(000000–)) Nut, Hex, Lock, M6 X 1.00, NI, Ss	5
▲	7 1205619	(000000–)) Angle, Mtg, Hopper	2
▲	8 1037354	(000000–)) Screw, Hex, M8 X 1.25 X 30, 9.8, Sems	4
▲	9 32491	(000000–)) Washer, Flat, 0.31, Std	4
▲	10 08709	(000000–)) Nut, Hex, Lock, M8 X 1.25, NI	4
▲	11 1023920	(000000–)) Handle, Door	2
▲	12 06935	(000000–)) Screw, Pan, Phl, M5 X 0.80 X 25, 4.8	4
▲	13 41178	(000000–)) Washer, Flat, 0.25, Fendr	4
▲	14 06549	(000000–)) Nut, Hex, Lock, M5 X 0.80, NI	4
▲	15 23446	(000000–)) Clip, Grip, Finger, 0.31–0.75d, Nk PI	1
▲	16 06927	(000000–)) Screw, Pan, Phl, M4 X 0.70 X 16, 4.8	1
▲	17 02850	(000000–)) Nut, Hex, Lock, M4 X 0.70, NI	1
▲	18 19064	(000000–)) Washer, Flat, 0.16b 0.38d .05, PI, 06	2
▽	9020256	(000000–)) Vac Fan Kit, W/Seal [T17]	1
▲▽	19 1200149	(000000–)) Fan, Vacuum, 6.6d, 036vdc, 1 Stage [Bpt]	1
▲▲	1206774	(000000–)) Brush Kit, Motor, Fan	1
▲	20 10912	(000000–)) Seal, Rbr, Clsd, 0.375, 5.0d 2.5h	1
▲	21 391434	(000000–)) Screw, Hex, M6 X 1.00 X 80, Ss	3
▲	22 01684	(000000–)) Washer, Flat, 0.27b 0.69d .05, Ss	3
▲	23 81719	(000000–)) Tube, 0.38id 0.50od 02.2l, Stl, PI	3
	24 1204954	(000000–)) Filterbox Wldt, Presweep	1
	25 1058695	(000000–)) Gasket, .75, 03.94w 04.92l, Adh[Nitrile]	1
	26 1020341	(000000–)) Screw, Hex, M8 X 1.25 X 20, Ss, Sems	2
	27 09010	(000000–)) Screw, Hex, M8 X 1.25 X 25, Ss	2
	28 01685	(000000–)) Washer, Flat, 0.38b 0.88d .08, Ss	2
	29 1067452	(000000–)) Bag, Vacuum, Paper [1pick=1pkg(=10pc)]	1
	30 09028	(000000–)) Screw, Hex, M10 X 1.50 X 25, Ss	4
	31 01686	(000000–)) Washer, Flat, 0.44b 1.00d .08, Ss	8
	32 1205593	(000000–)) Bracket Wldt, Mount	2
	33 1205550	(000000–)) Plate, Retainer, Skirt	1
	34 1207269	(000000–)) Skirt, Neo, .19, 03.62w 28.12l 05/SI	1
	35 1207484	(000000–)) Skirt, Neo, .06, 03.62w 28.12l 05/SI	1
	36 09007	(000000–)) Screw, Hex, M6 X 1.00 X 25, Ss	5
	37 01684	(000000–)) Washer, Flat, 0.27b 0.69d .05, Ss	5
	38 08712	(000000–)) Nut, Hex, Lock, M6 X 1.00, NI, Ss	5
	39 1205402	(000000–)) Frame Wldt, Brush, Pre-Sweep	1
	40 12317	(000000–)) Screw, Hex, M10 X 1.50 X 30, Ss	4

Fig. 24 - Pre-Sweep Brush Drive Group

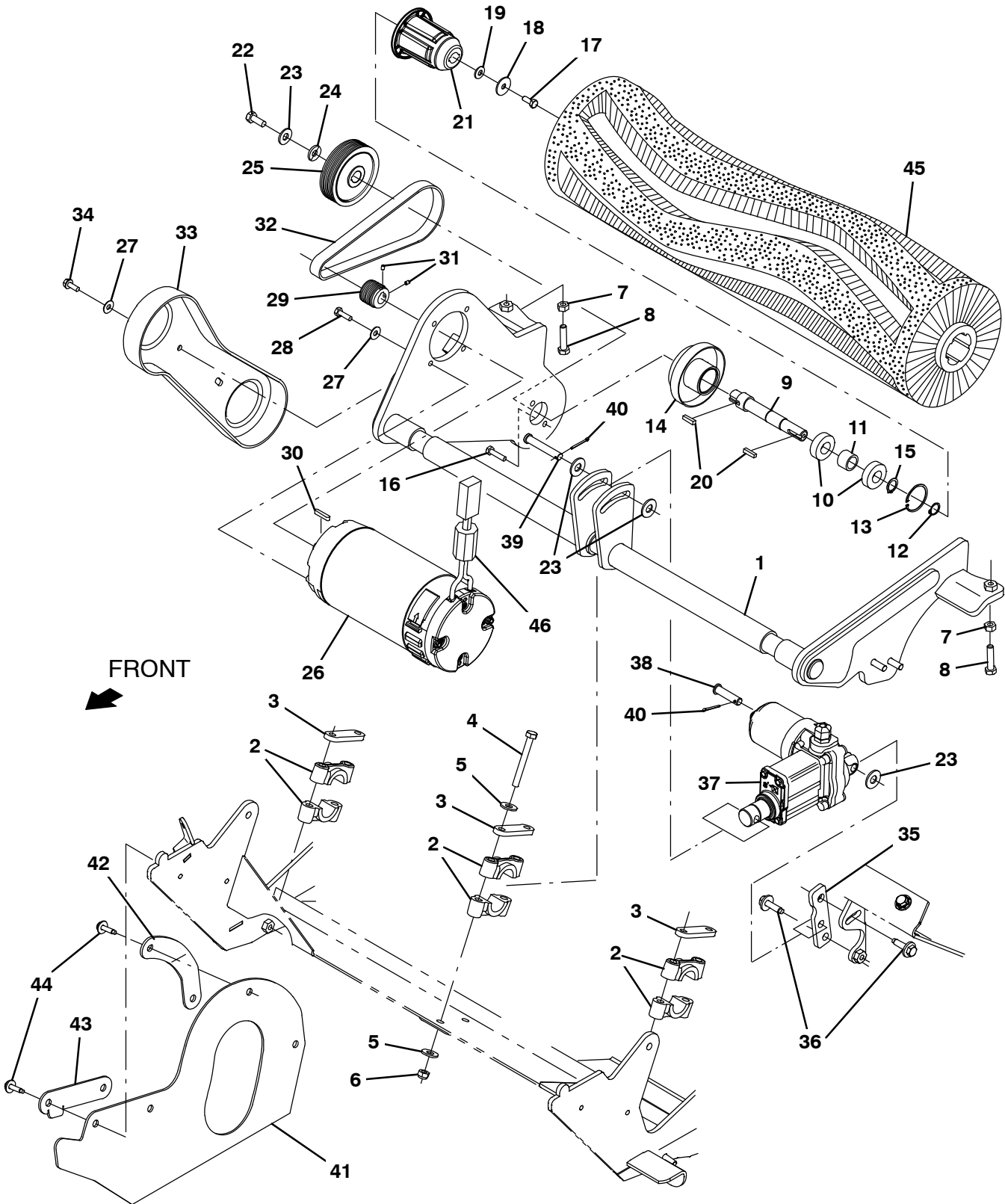


Fig. 24 – Pre-Sweep Brush Drive Group

Ref.	Part No.	Serial Number	Description	Qty.
1	1205565	(000000–) Arm Wldt, Brush	1
2	381502	(000000–) Bearing, Split, 1.00b	6
3	382224	(000000–) Plate, Sppt	3
4	09767	(000000–) Screw, Hex, M8 X 1.25 X 70, Ss	6
5	32491	(000000–) Washer, Flat, 0.31, Std	12
6	08713	(000000–) Nut, Hex, Lock, M8 X 1.25, NI, Ss	6
7	07786	(000000–) Nut, Hex, Std, M8 X 1.25, Ss	2
8	09023	(000000–) Screw, Hex, M8 X 1.25 X 35, Fl, Ss	2
9	1211399	(000000–) Shaft, Drive, Pre-Sweep, Lrg Brg	1
10	28010	(000000–) Bearing, Ball, 0.62b 1.38d 0.43w	2
11	1055051	(000000–) Spacer, Brg	1
12	01516	(000000–) Ring, Retaining, Ext, 0.59d, Basic	1
13	18136	(000000–) Ring, Retaining, Ext, 0.62d, Basic	1
14	1063363	(000000–) Housing Wldt, Brg, Pre-Sweep	1
15	01513	(000000–) Ring, Retaining, Int,	1
16	09007	(000000–) Screw, Hex, M6 X 1.00 X 25, Ss	2
17	11329	(000000–) Screw, Hex, M6 X 1.00 X 16, NI, Ss	1
18	397779	(000000–) Washer, Flat, 0.28b 1.00d .06, Stl, Blk	1
19	41185	(000000–) Washer, Flat, Belleville, .25	1
20	00911	(000000–) Key, Sq, 0.19 X 0.19, 0.75l	2
21	12269	(000000–) Plug, Drive, Brush, Nyl	1
22	09740	(000000–) Screw, Hex, M8 X 1.25 X 20, Ss	1
23	01686	(000000–) Washer, Flat, 0.44b 1.00d .08, Ss	4
24	41186	(000000–) Washer, Flat, Belleville, .31	1
25	1054591	(000000–) Sheave, 07grv, 03.3pd 0.63b [Pj]	1
26	1053342	(000000–) Motor, Ele, 36vdc 1750rpm 1.00hp 22.0a	1
27	01684	(000000–) Washer, Flat, 0.27b 0.69d .05, Ss	6
28	08716	(000000–) Screw, Hex, M6 X 1.00 X 20, Ss	4
29	1054581	(000000–) Sheave, 07grv, 1.22pd 0.55b [Pj]	1
30	1014328	(000000–) Key, Sq, 05mm X 05mm, 25mml	1
31	222818	(000000–) Screw, Set, Soc, 08–32 X 0.25, NI	2
32	9020257	(000000–) Belt Kit, Preswp, Afmkt [T17]	1
33	1059308	(000000–) Cover, Belt, Pre-Sweep	1
34	361339	(000000–) Screw, Hex, M6 X 1.00 X 16, Fmg	2
35	1209802	(000000–) Bracket Wldt, Adj, Actuator	1
36	1037354	(000000–) Screw, Hex, M8 X 1.25 X 30, 9.8, Sems	2
37	1208772	(000000–) Actuator, 36vdc, 2.08strk, 500lbs	1
38	1009356	(000000–) Pin, Clevis, 10mmd X 040mml	1
39	222260	(000000–) Pin, Clevis, 0.37d X 2.25l	1
40	08170	(000000–) Pin, Cotter, .062 X 0.50	2
41	1207488	(000000–) Skirt, Rbr, .12, 09.11w 16.61l, 05/Hole	1
42	1207486	(000000–) Plate, Retainer, Skirt, Rh, Curved	1
43	1207487	(000000–) Plate, Retainer, Skirt, Rh, Straight	1
44	1036892	(000000–) Screw, Hex, M6 X 1.00 X 25, 9.8, Sems	4
45	1211934	(000000–) Brush, Swp, 28l, Wedge, Pyp, Spiral	1
46	1052126	(000000–) Inductor, 12.7Mm [156 Imp At 25Mhz]	1

Fig. 25 - Pre-Sweep Brush Idler Group

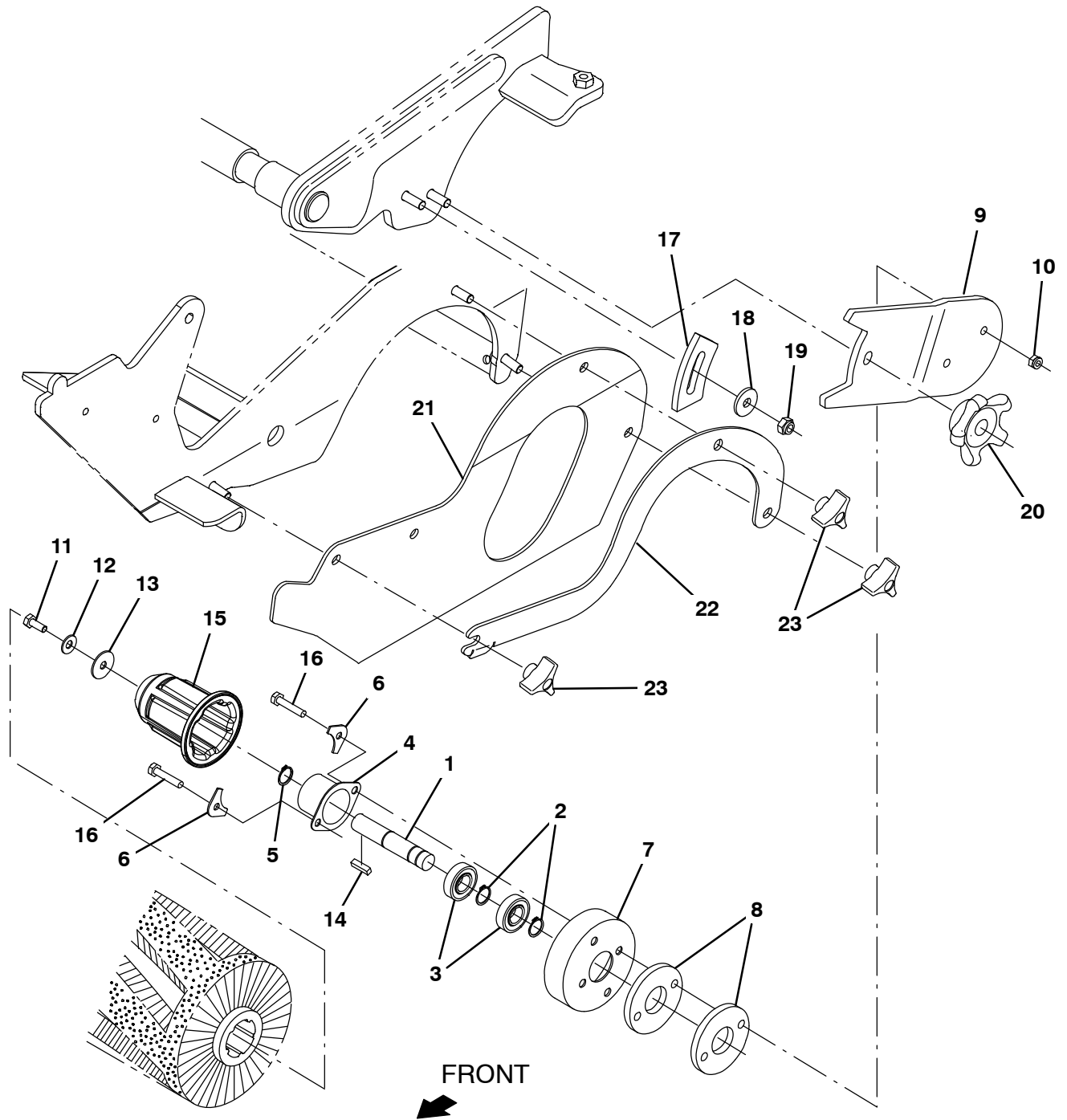


Fig. 25 – Pre-Sweep Brush Idler Group

Ref.	Part No.	Serial Number	Description	Qty.
▽	48749	(000000–) Bearing Assy, W/Shaft	1
▲	1 15522	(000000–) Shaft, Idler, Brush, Main	1
▲	2 01516	(000000–) Ring, Retaining, Ext, 0.59d, Basic	2
▲	3 41360	(000000–) Bearing, Ball, 0.59b 1.26d 0.35w[2seal]	2
▲	4 41362	(000000–) Housing, Flng, Brg	1
▲	5 86773	(000000–) Ring, Retaining, Ext, 0.59d, Basic	1
	6 32408	(000000–) Plate, Hold-Down	2
	7 32720	(000000–) Shield, Plug, Drive	1
	8 392215	(000000–) Spacer, Arm, Brush	2
	9 1056189	(000000–) Arm, Brush, Pre-Sweep, Idler, Lh	1
	10 08708	(000000–) Nut, Hex, Lock, M6 X 1.00, NI	2
	11 11329	(000000–) Screw, Hex, M6 X 1.00 X 16, NI, Ss	1
	12 41185	(000000–) Washer, Flat, Belleville, .25	1
	13 397779	(000000–) Washer, Flat, 0.28b 1.00d .06, Stl, Blk	1
	14 00911	(000000–) Key, Sq, 0.19 X 0.19, 0.75l	1
	15 12269	(000000–) Plug, Drive, Brush, Nyl	1
	16 1040803	(000000–) Screw, Hex, M6 X 1.00 X 30mm, Ss	2
	17 81884	(000000–) Plate, Arm, Adj	1
	18 1017218	(000000–) Washer, Flat, 0.32b 1.00d .12, Ss	1
	19 08713	(000000–) Nut, Hex, Lock, M8 X 1.25, NI, Ss	1
	20 1054948	(000000–) Knob Assy, Star, 3.21d 5ear M8	1
	21 1207488	(000000–) Skirt, Rbr, .12, 09.11w 16.61l, 05/Hole	1
	22 1207485	(000000–) Plate, Retainer, Skirt, Lh	1
	23 222470	(000000–) Knob, Star, 1.50d 0.88l 3ear M8x1.25 Fem	3

Fig. 26 - Pre-Sweep Side Brush Group

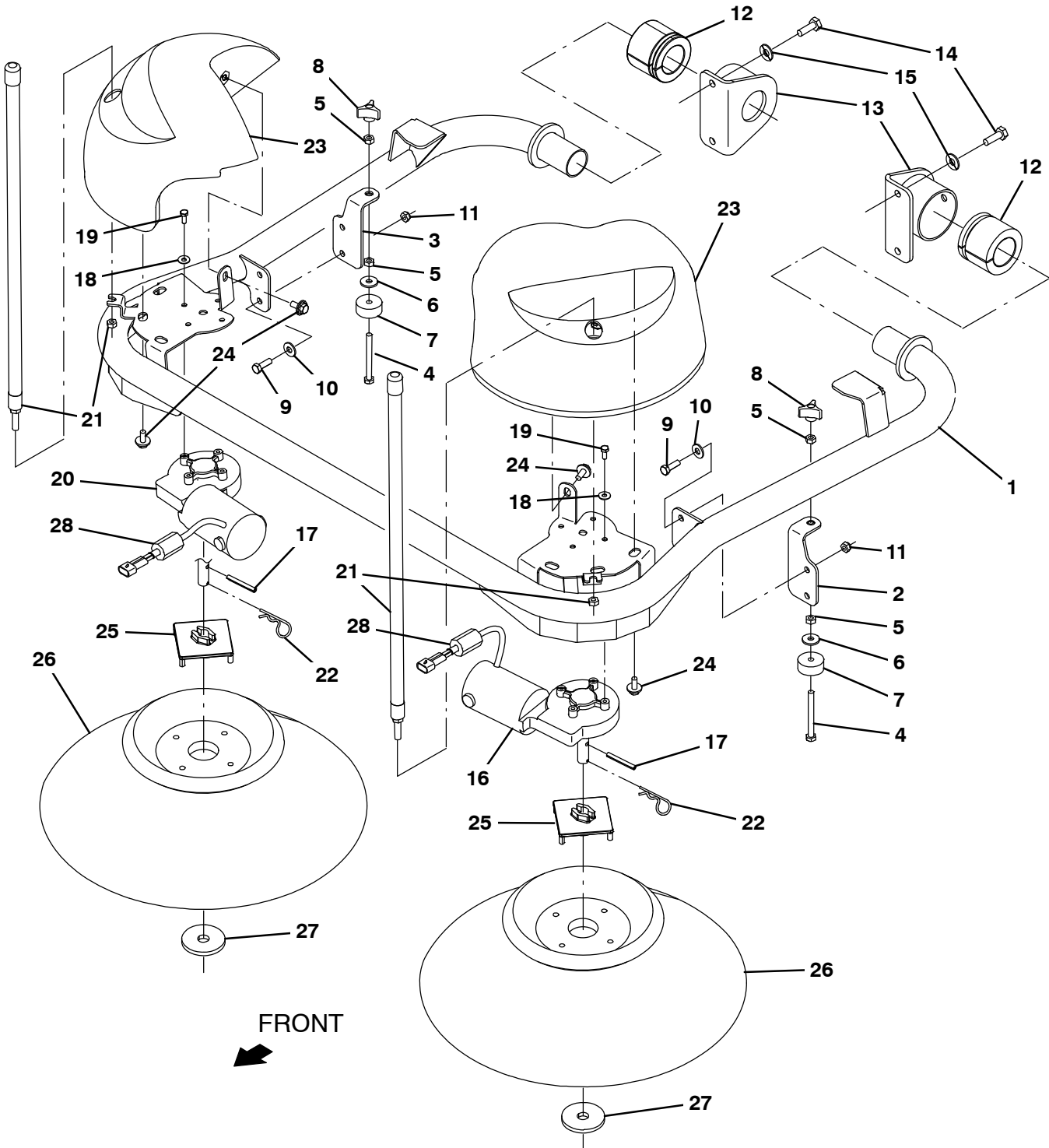


Fig. 26 – Pre-Sweep Side Brush Group

Ref.	Part No.	Serial Number	Description	Qty.
1	1205449	(000000-) Tube Wldt, Arm, Brush, Side	1
2	1207045	(000000-) Bracket Wldt, Brush, Adj, Lh	1
3	1207047	(000000-) Bracket Wldt, Brush, Adj, Rh	1
4	1060394	(000000-) Screw, Hex, M8 X 1.25 X 80, Fl, Ss	2
5	07786	(000000-) Nut, Hex, Std, M8 X 1.25, Ss	4
6	1017218	(000000-) Washer, Flat, 0.32b 1.00d .12, Ss	2
7	364614	(000000-) Bumper, Rbr, 1.5d 0.63 0.31h	2
8	222470	(000000-) Knob, Star, 1.50d 0.88l 3ear M8x1.25 Fem	2
9	09010	(000000-) Screw, Hex, M8 X 1.25 X 25, Ss	4
10	01685	(000000-) Washer, Flat, 0.38b 0.88d .08, Ss	4
11	08713	(000000-) Nut, Hex, Lock, M8 X 1.25, NI, Ss	4
12	1053815	(000000-) Bushing, Flex, Ure	2
13	1060210	(000000-) Housing Wldt, Pivot	2
14	12317	(000000-) Screw, Hex, M10 X 1.50 X 30, Ss	4
15	01686	(000000-) Washer, Flat, 0.44b 1.00d .08, Ss	4
16	1212823	(000000-) Motor, Ele, 36vdc 0.08hp 0068rpm Gear Lh	1
17	11398	(000000-) Pin, Roll, .250d X 2.00l, .250/.256	2
18	01684	(000000-) Washer, Flat, 0.27b 0.69d .05, Ss	8
19	11329	(000000-) Screw, Hex, M6 X 1.00 X 16, NI, Ss	8
20	1212824	(000000-) Motor, Ele, 36vdc 0.08hp 0068rpm Gear Rh	1
21	1211837	(000000-) Marker, Corner	2
22	02942	(000000-) Pin, Hair, Cotter, 0.62d .120 Wir	2
23	9020221	(000000-) Cover, Motor, Preswp, Afmkt [T17]	2
24	1020341	(000000-) Screw, Hex, M8 X 1.25 X 20, Ss, Sems	8
25	1017441	(000000-) Plate, Adapter, Brush	2
26	87419	(000000-) Brush, Disk, Swp, 19.0d, Pyp	2
27	1017802	(000000-) Washer, Flat, 0.66b 2.50d .19, Ss	2
28	1213802	(000000-) Inductor, Ferrite [spit Case, 220@100Hz]	2

Fig. 27 – Pre-Sweep Electrical Group

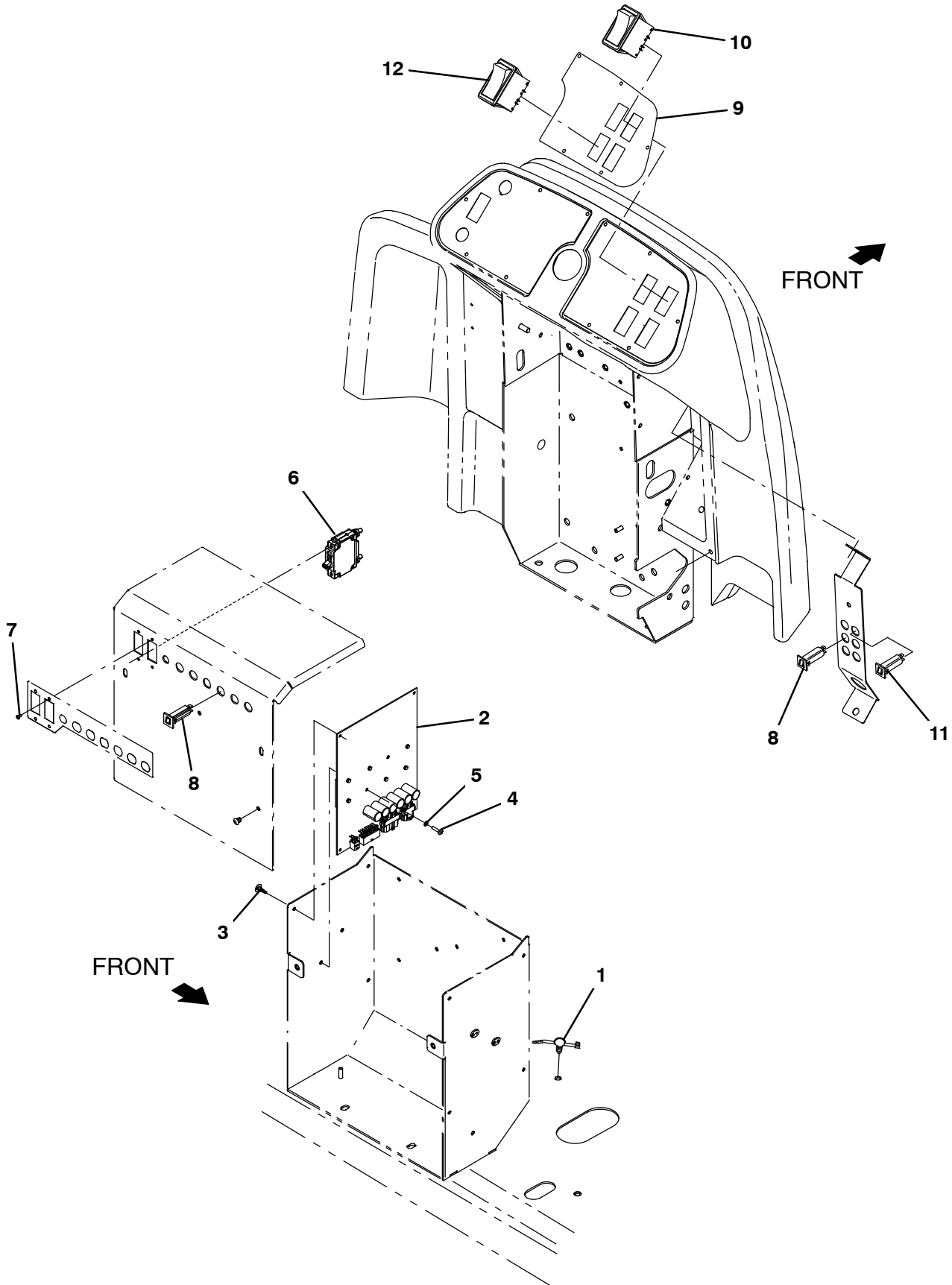


Fig. 27 – Pre-Sweep Electrical Group

Ref.	Part No.	Serial Number	Description	Qty.
1	1210807	(000000–) Wire, Tie [W/.25" Fir Tree Clip]	6
2	9020229	(000000–) Circuit Board Kit, H2o, Afmkt [T17]	1
3	1210399	(000000–) Stand-Off, Circuitboard [0.25"]	4
4	06926	(000000–) Screw, Pan, Phl, M4 X 0.70 X 10, 4.8	2
5	1202860	(000000–) Washer, Flat, 0.17b 0.31d .03, Nyl	2
6	1210969	(000000–) Circuitbreaker, 50.0a, Resetable	1
7	06919	(000000–) Screw, Pan, Phl, M3 X 0.50 X 6, 4.8	2
8	1064184	(000000–) Circuitbreaker, 02.5a, Resetable	2
9	1208217	(000000–) Label, Opertnl, Console, Rh, W/Pre-Sweep	1
10	1207284	(000000–) Switch, Rocker [Mom,Off,Mom, Dual Led]	1
11	1064188	(000000–) Circuitbreaker, 15.0a, Resetable	1
12	377084	(000000–) Switch, Rocker, Prgrsv	1

Fig. 28 - Pre-Sweep Wire Harness Group

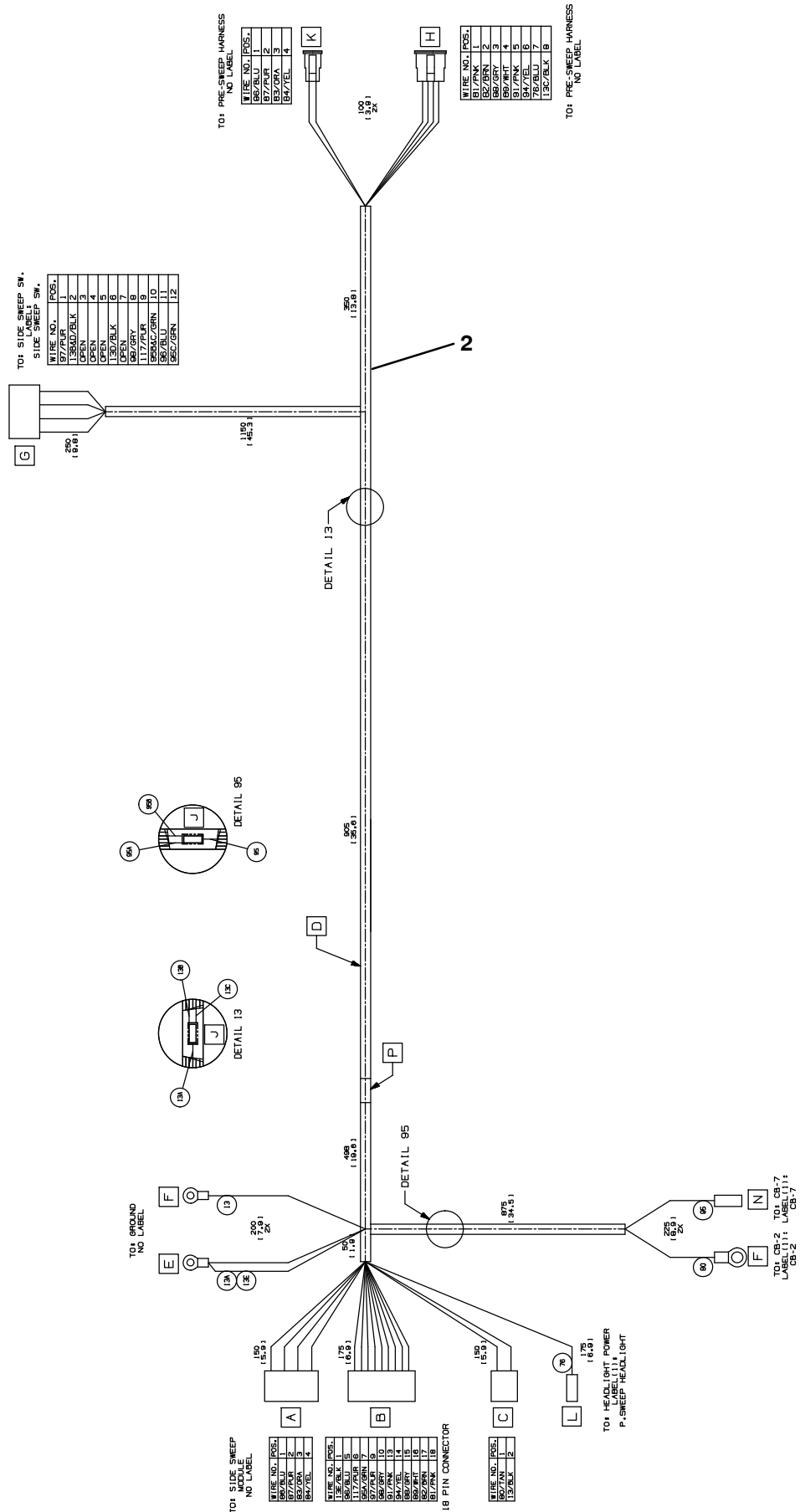


Fig. 28 – Pre-Sweep Wire Harnesses Group

Ref.	Part No.	Serial Number	Description	Qty.
1	1073054	(000000–) Harness, Ele [Presweep, Head, T17]	1
2	1073042	(000000–) Harness, Ele [Presweep, Base, T17]	1



Fig. 29 – Auto Fill Group

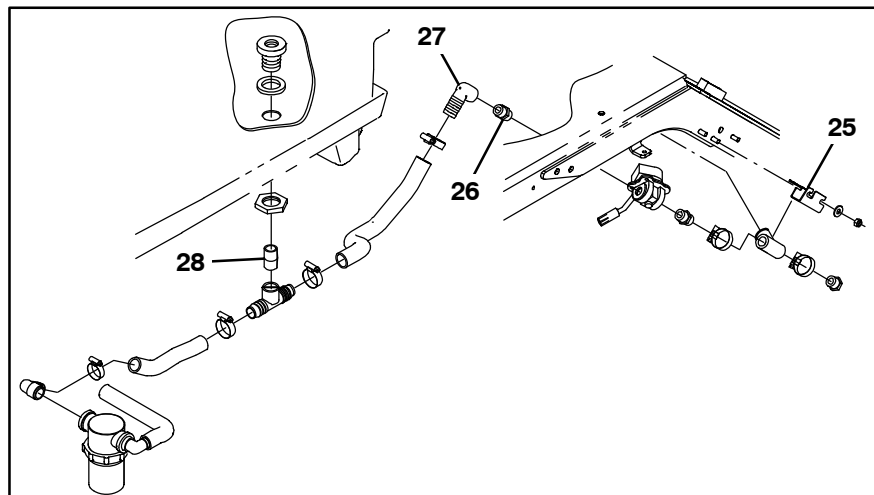
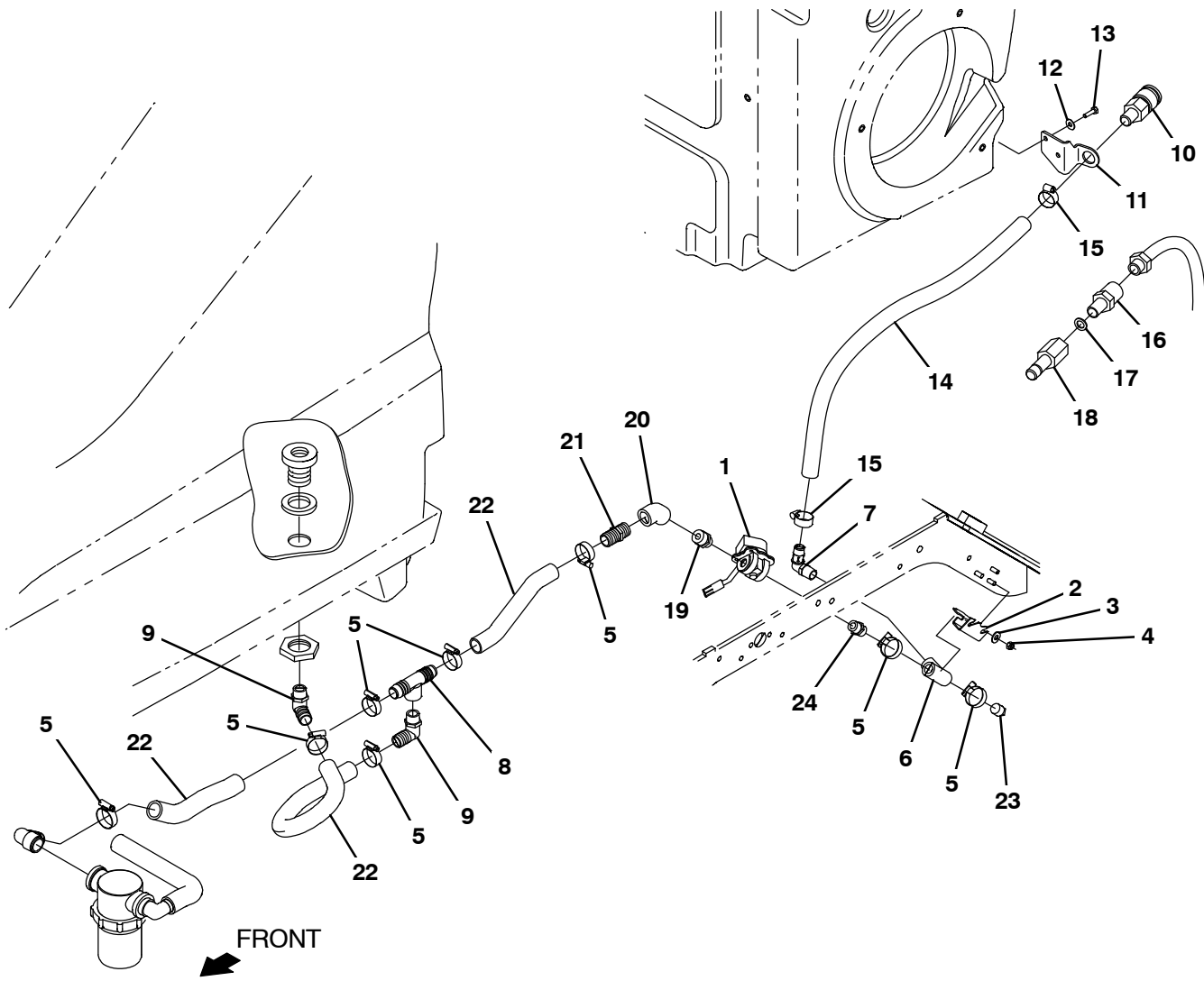


Fig. 29 – Auto Fill Group

Ref.	Part No.	Serial Number	Description	Qty.
1	41410	(000000–) Valve, Water, Solenoid, 36vdc Pf08/Pf08	1
2	1220430	(011000–) Bracket, Mtg, Ftg, Auto Fill	1
3	01685	(000000–) Washer, Flat, 0.38b 0.88d .08, Ss	2
4	08713	(000000–) Nut, Hex, Lock, M8 X 1.25, NI, Ss	2
5	11399	(000000–) Clamp, Hose, Wormdrive, 0.81–1.50d, .50w	8
6	79497	(000000–) Fitting, Plstc, Tee, Pf08/Pf08/Pf08	1
7	63244–2	(000000–) Fitting, Plstc, E90, Bm12/Pm08	1
8	365096	(000000–) Fitting, Plstc, Tee, Bm16/Pf12/Bm16, Br	1
9	18595	(013000–) Fitting, Plstc, E90, Bm16/Pm12	2
10	24105	(000000–) Fitting, Brs, Qdc, Bm12/Qf08	1
11	1208043	(000000–) Bracket, Mtg, Fitting, Qdc	1
12	01684	(000000–) Washer, Flat, 0.27b 0.69d .05, Ss	2
13	11329	(000000–) Screw, Hex, M6 X 1.00 X 16, NI, Ss	2
14	1045034	(000000–) Hose, Afmkt, Pvc, Wir, 0.75id, 08ft, Clr	2
15	63810	(000000–) Clamp, Hose, Wormdrive, 0.56–1.06d, .56w	4
16	375321	(000000–) Fitting, Brs, Str, Pm08/Garden Hose	1
17	01316	(000000–) Washer, Flat, 0.66b 1.00d .12, Rbr	1
18	33295	(000000–) Fitting, Brs, Qdc, Pf08	1
19	1005218	(011000–) Fitting, Plstc, Str, Pm08/Pm12, Nyl	1
20	10575	(011000–) Fitting, Plstc, E45, Pf12/Pf12	1
21	57379	(011000–) Fitting, Plstc, Str, Bm16/Pm12	1
22	1214095	(000000–) Hose, Afmkt, Pvc, Wir, 1.00 Id, 03ft, Clr	3
23	17521	(000000–) Fitting, Pipe, Plug, Pm08, Sq Head	1
24	86508	(000000–) Fitting, Plstc, Str, Pm08/Pm08	1
25	1207777	(000000–010999) Bracket, Mtg, Ftg, Auto Fill	1
26	86508	(000000–010999) Fitting, Plstc, Str, Pm08/Pm08	3
27	1210841	(000000–010999) Fitting, Plstc, E90, Bm16/Pf8	1
28	69784	(000000–010999) Fitting, Plstc, Str, Pm12/Pm12 Close	1

Fig. 30 - ES Auto Fill Group

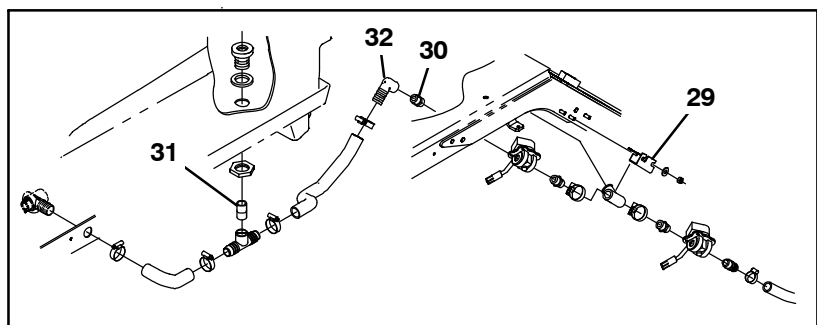
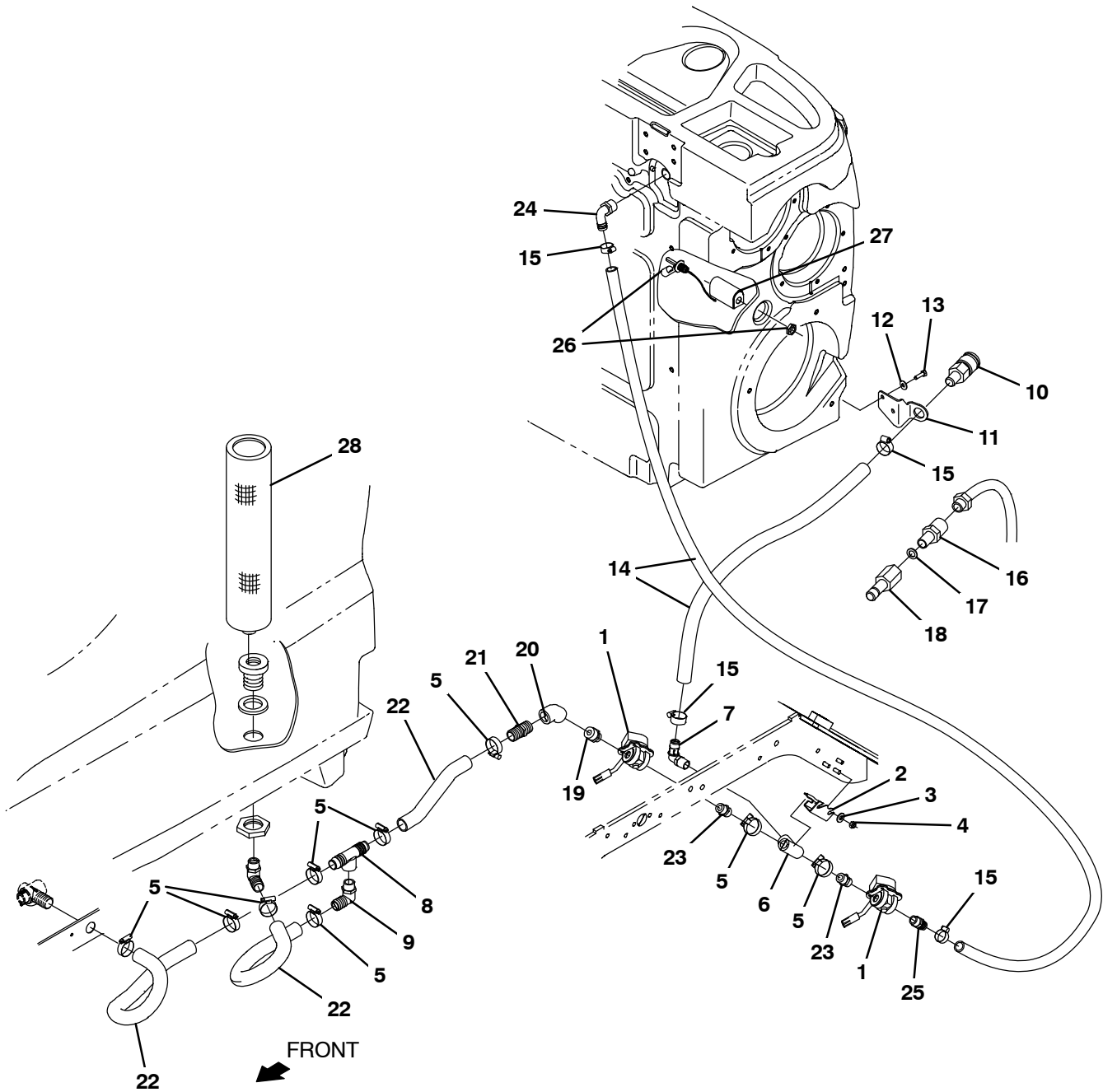


Fig. 30 – ES Auto Fill Group

Ref.	Part No.	Serial Number	Description	Qty.
1	41410	(000000–) Valve, Water, Solenoid, 36vdc Pf08/Pf08	1
2	1220430	(011000–) Bracket, Mtg, Ftg, Auto Fill	1
3	01685	(000000–) Washer, Flat, 0.38b 0.88d .08, Ss	2
4	08713	(000000–) Nut, Hex, Lock, M8 X 1.25, NI, Ss	2
5	11399	(000000–) Clamp, Hose, Wormdrive, 0.81–1.50d, .50w	8
6	79497	(000000–) Fitting, Plstc, Tee, Pf08/Pf08/Pf08	1
7	63244–2	(000000–) Fitting, Plstc, E90, Bm12/Pm08	1
8	365096	(000000–) Fitting, Plstc, Tee, Bm16/Pf12/Bm16, Br	1
9	18595	(011000–) Fitting, Plstc, E90, Bm16/Pm12	2
10	24105	(000000–) Fitting, Brs, Qdc, Bm12/Qf08	1
11	1208043	(000000–) Bracket, Mtg, Fitting, Qdc	1
12	01684	(000000–) Washer, Flat, 0.27b 0.69d .05, Ss	2
13	11329	(000000–) Screw, Hex, M6 X 1.00 X 16, NI, Ss	2
14	1045034	(000000–) Hose, Afmkt, Pvc, Wir, 0.75id, 08ft, Clr	2
15	63810	(000000–) Clamp, Hose, Wormdrive, 0.56–1.06d, .56w	4
16	375321	(000000–) Fitting, Brs, Str, Pm08/Garden Hose	1
17	01316	(000000–) Washer, Flat, 0.66b 1.00d .12, Rbr	1
18	33295	(000000–) Fitting, Brs, Qdc, Pf08	1
19	1005218	(011000–) Fitting, Plstc, Str, Pm08/Pm12, Nyl	1
20	10575	(011000–) Fitting, Plstc, E45, Pf12/Pf12	1
21	57379	(011000–) Fitting, Plstc, Str, Bm16/Pm12	1
22	1214095	(000000–) Hose, Afmkt, Pvc, Wir, 1.00 Id, 03ft, Clr	3
23	86508	(000000–) Fitting, Plstc, Str, Pm08/Pm08	2
24	14877	(000000–) Fitting, Plstc, E90, Bm12/Pm12	1
25	78398	(000000–) Fitting, Plstc, Str, Bm12/Pm08, Nyl	1
26	385685	(000000–) Sensor, Level, Liq, 14vdc 01a .62–11	1
27	1019285	(000000–) Bracket, Protector, Float Switch	1
28	1208733	(000000–) Filter, Soltn, 080mesh, Pm12 3.2s 17.5l	1
29	1207777	(000000–010999) Bracket, Mtg, Ftg, Auto Fill	1
30	86508	(000000–010999) Fitting, Plstc, Str, Pm08/Pm08	1
31	69784	(000000–010999) Fitting, Plstc, Str, Pm12/Pm12 Close	1
32	1210841	(000000–010999) Fitting, Plstc, E90, Bm16/Pf8	1

Fig. 31 - ES Pump Group

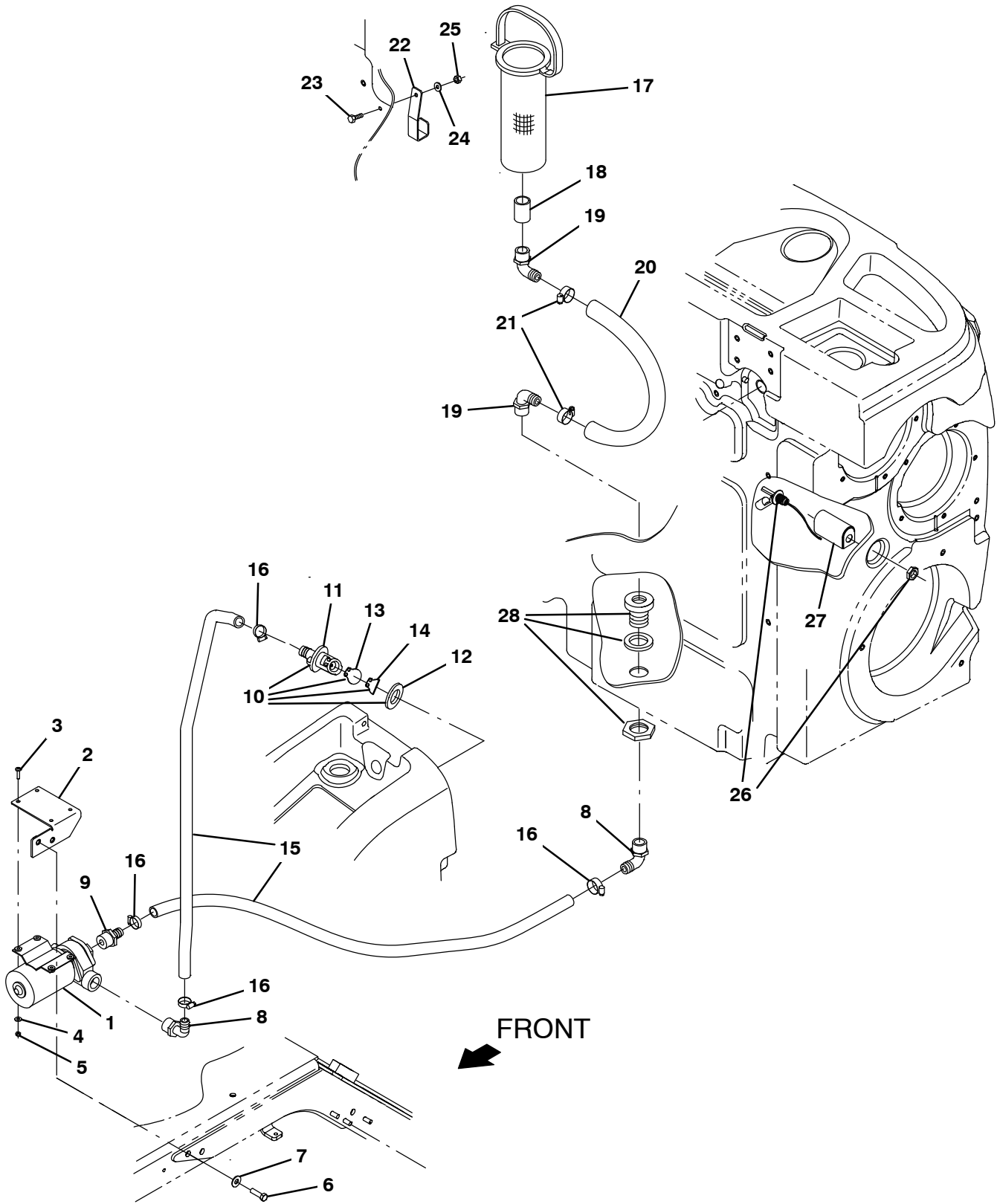


Fig. 31 – ES Pump Group

Ref.	Part No.	Serial Number	Description	Qty.
1	1057978	(000000–) Pump, Soltn, 36vdc, Impeller	1
2	1207659	(000000–) Bracket Weldmt, Mtg, Pump	1
3	24196	(000000–) Screw, Pan, Phl, M5 X 0.80 X 20, Ss	4
4	01683	(000000–) Washer, Flat, 10, Ss	4
5	09739	(000000–) Nut, Hex, Lock, M5 X 0.80, NI, Ss	4
6	09011	(000000–) Screw, Hex, M8 X 1.25 X 30, Ss	2
7	01685	(000000–) Washer, Flat, 0.38b 0.88d .08, Ss	2
8	73468	(000000–) Fitting, Plstc, E90, Bm10/Pm12	2
9	71628	(000000–) Fitting, Plstc, Str, Bm10/Pm12 [Nylon]	1
▽	10	9014338	(000000–) Valve Kit, Check, Es [T17]	1
▲	11	78840	(000000–) Valve, Check, Pump, Water	1
▲	12	73342	(000000–) Gasket, .25 1.88d 1.0id [Poron]	1
▲	13	78841	(000000–) Flapper, Valve, Pump, Water	1
▲	14	1217187	(000000–) Flap, Resistor, Check Valve	1
	15	1015032	(000000–) Hose, Afmkt, Pvc, Brd, 0.62id, 08ft, Clr	1
	16	54333	(000000–) Clamp, Hose, Wormdrive, 0.31–0.88d, .31w	4
	17	386652	(000000–) Strainer, Soltn, 20mesh, Cyl, 3.5d 09.5l	1
	18	05134	(000000–) Fitting, Plstc, Str, Pf12/Pf12	1
	19	14877	(000000–) Fitting, Plstc, E90, Bm12/Pm12	2
	20	1006410	(000000–) Hose, Afmkt, Pvc, Brd, 0.75id, 03ft, Clr	1
	21	63810	(000000–) Clamp, Hose, Wormdrive, 0.56–1.06d, .56w	2
	22	1061954	(000000–) Bracket, Strainer, Pump, Es	1
	23	09007	(000000–) Screw, Hex, M6 X 1.00 X 25, Ss	1
	24	76426	(000000–) Washer, Sealing, 0.28b 0.75d Ss, Neo	1
	25	08712	(000000–) Nut, Hex, Lock, M6 X 1.00, NI, Ss	1
	26	385685	(000000–) Sensor, Level, Liq, 14vdc 01a .62–11	1
	27	1019285	(000000–) Bracket, Protector, Float Switch	1
	28	377349	(000000–) Fitting, Plstc, Pf12/Pf12, Bh	1

Fig. 32 – ES / Severe Environment / Detergent Metering Group

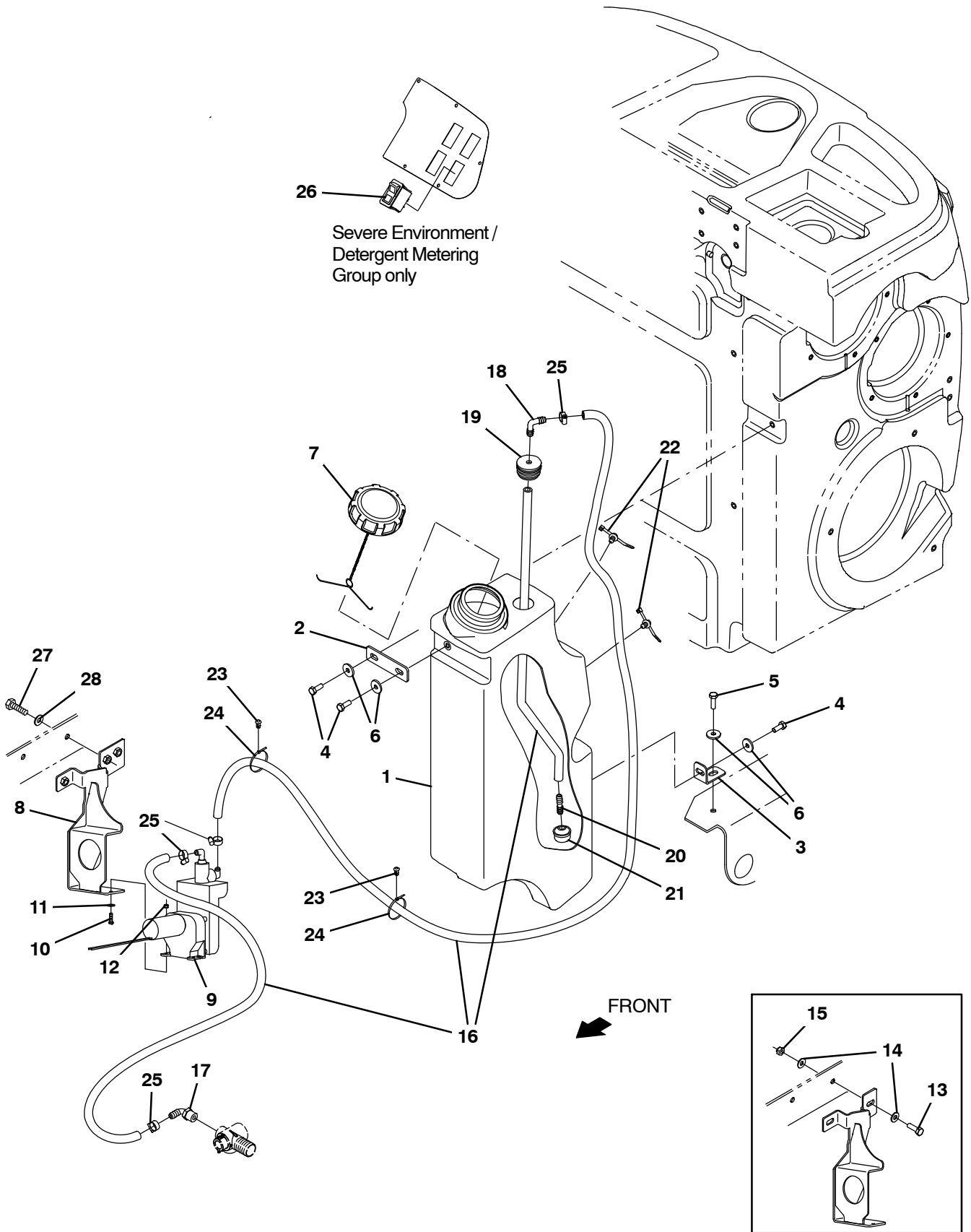


Fig. 32 – ES / Severe Environment / Detergent Metering Group

Ref.	Part No.	Serial Number	Description	Qty.
1	9020258	(000000–) Tank Kit, Detergent, Afmkt [T17]	1
1	9020288	(000000–) Tank Kit, Detergent, Tj Afmkt [T17] (Japan Only)	1
2	1208732	(000000–) Plate, Mtg, Tank, Detergent	1
3	1207750	(000000–) Bracket, Mtg, Tank, Detergent	1
4	12273	(000000–) Screw, Hex, M8 X 1.25 X 20, NI, Ss	3
5	09011	(000000–) Screw, Hex, M8 X 1.25 X 30, Ss	1
6	1017218	(000000–) Washer, Flat, 0.32b 1.00d .12, Ss	4
7	1011885	(000000–) Cap, Tank	1
8	1213317	(000000–010999) Bracket Wldt, Pump	1
8	1225439	(011000–) Bracket Wldt, Pump	1
9	386364	(000000–) Pump, Detgt, 36vdc (See Breakdowns)	1
10	24265	(000000–) Screw, Pan, Phl, M4 X 0.70 X 16, Ss	2
11	01683	(000000–) Washer, Flat, 10, Ss	2
12	33932	(000000–) Nut, Hex, Lock, M4 X 0.70, NI, Ss	2
13	09010	(000000–010999) Screw, Hex, M8 X 1.25 X 25, Ss	2
14	32490	(000000–010999) Washer, Flat, 0.25, Std	4
15	08713	(000000–010999) Nut, Hex, Lock, M8 X 1.25, NI, Ss	2
16	1014981	(000000–) Hose, Afmkt, Pvc, Brd, 0.38id, 20ft, Clr	1
17	1005630	(000000–) Fitting, Plstc, E90, Bm06/Pm06, Nyl	1
18	20951	(000000–) Fitting, Plstc, E90, Bm06/Bm06	1
19	20944	(000000–) Grommet, Pye, 0.37id, F/1.5h, .13 Matl	1
20	20950	(000000–) Fitting, Plstc, Str, Bm06/Bm06	1
21	20952	(000000–) Screen, Pump	1
22	1210807	(000000–) Wire, Tie [W/.25" Fir Tree Clip]	2
23	1071085	(000000–) Clip, Tie, 0.25d, Plstc	4
24	130773	(000000–) Tie, Cable, Nyl, 11.0l, .14w, 3.0 Max. D	6
25	43844	(000000–) Clamp, Hose, Wormdrive, 0.25–0.62d, .31w	4
26	1207284	(000000–) Switch, Rocker [Mom,Off,Mom, Dual Led] (Only on Severe Environment Group)	1
27	09011	(011000–) Screw, Hex, M8 X 1.25 X 30, Ss	2
28	32490	(011000–) Washer, Flat, 0.25, Std	2

Fig. 33 – ec-H2O Solution Pump Group

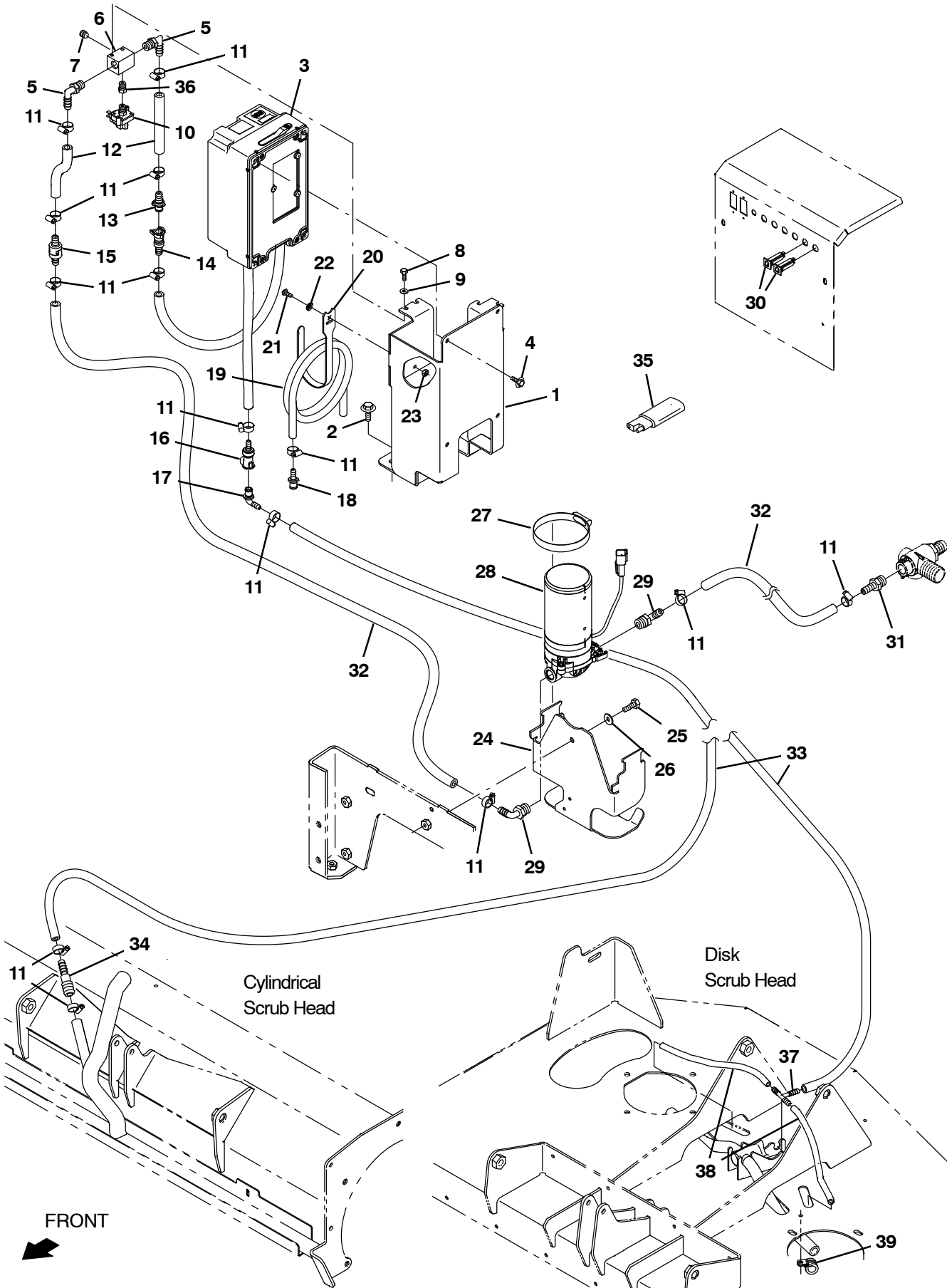


Fig. 33 - ec-H2O Solution Pump Group

Ref.	Part No.	Serial Number	Description	Qty.
1	1212443	(000000-) Bracket Wldt, Mgt [T17 Ec-H2o]	1
2	1020341	(000000-) Screw, Hex, M8 X 1.25 X 20, Ss, Sems	2
3	9020260	(000000-) Ec-H2O Module Kit, Afmkt [T17] (See Breakdowns)	1
4	1040467	(000000-) Screw, Hex, M6 X 1.00 X 20, 9.8, Sems	4
5	57248	(000000-) Fitting, Plstc, E90, Bm06/Pm04, Nyl	2
6	1059231	(000000-) Fitting, Stl, Pm04/Pm02/Pm04/Pm02, Spcl	1
7	150208	(000000-) Fitting, Brs, Str, Pm02, Plug [Skhd]	1
8	09738	(000000-) Screw, Hex, M5 X 0.80 X 12, Ss	2
9	01683	(000000-) Washer, Flat, 10, Ss	2
10	1055254	(000000-) Switch, Press, 25 Psi, Pm02	1
11	43844	(000000-) Clamp, Hose, Wormdrive, 0.25-0.62d, .31w	15
12	1014974	(000000-) Hose, Afmkt, Pvc, Brd, 0.38id, 02ft, Clr	2
13	1203814	(000000-) Fitting, Plstc, Str, Bm06, Cplg, Male	1
14	1203454	(000000-) Fitting, Plstc, Str, Bm06, Cplg, Fem	1
15	1015455	(000000-) Valve, Check, 0005psi Bm06/Bm06	1
16	1203996	(000000-) Fitting, Plstc, Str, Bm05, Cplg, Fem	1
17	1204024	(000000-) Fitting, Plstc, E90, Bm04 Cplg Male	1
18	1204338	(000000-) Fitting, Plstc, Str, Bm04, Cplg, Male	1
19	1011522	(000000-) Hose, Afmkt, Pvc, Brd, 0.25id, 03Ft	1
20	1067526	(000000-) Fastener, 8.0l [Hook And Loop]	1
21	09200	(000000-) Screw, Pan, Phl, M5 X 0.80 X 12, Ss	1
22	01683	(000000-) Washer, Flat, 10, Ss	1
23	09739	(000000-) Nut, Hex, Lock, M5 X 0.80, NI, Ss	1
24	1206138	(000000-010999) Bracket, Pump	1
24	1221952	(011000-) Bracket, Pump	1
25	09010	(000000-) Screw, Hex, M8 X 1.25 X 25, Ss	1
26	32490	(000000-) Washer, Flat, 0.25, Std	1
27	43555	(000000-) Clamp, Hose, Wormdrive, , 0.25-0.62D, .31W	1
28	1200328	(000000-) Pump, Soltn, Ele, 36vdc, 60psi	1
29	1005630	(000000-) Fitting, Plstc, E90, Bm06/Pm06, Nyl	2
30	1064184	(000000-) Circuitbreaker, 02.5a, Resetable	2
31	150538	(000000-) Fitting, Plstc, Str, Bm06/Pm06	1
32	1014976	(000000-) Hose, Afmkt, Pvc, Brd, 0.38id, 08ft, Clr	1
33	1014949	(000000-) Hose, Afmkt, Pvc, Brd, 0.25id, 08ft, Clr	1
34	1039557	(000000-) Fitting, Plstc, Str, Bm04/Bm06	1
35	1040868	(000000-) Capacitor, Plug [.01 Uf, 200v]	1
36	1062403	(000000-) Fitting, Brs, Snubber, Pm02/Pf02	1
37	150713	(000000-) Fitting, Plstc, Tee, Bm04/Bm04/Bm04	1
38	1011409	(000000-) Hose, Afmkt, Pvc, Brd, 0.25id, 01ft	2
39	1016354	(000000-) Clamp, Cable, Ss, 0.50d X 0.50w [Insul]	2

Fig. 34 - ec-H2O solution Supply Group, Side Brush

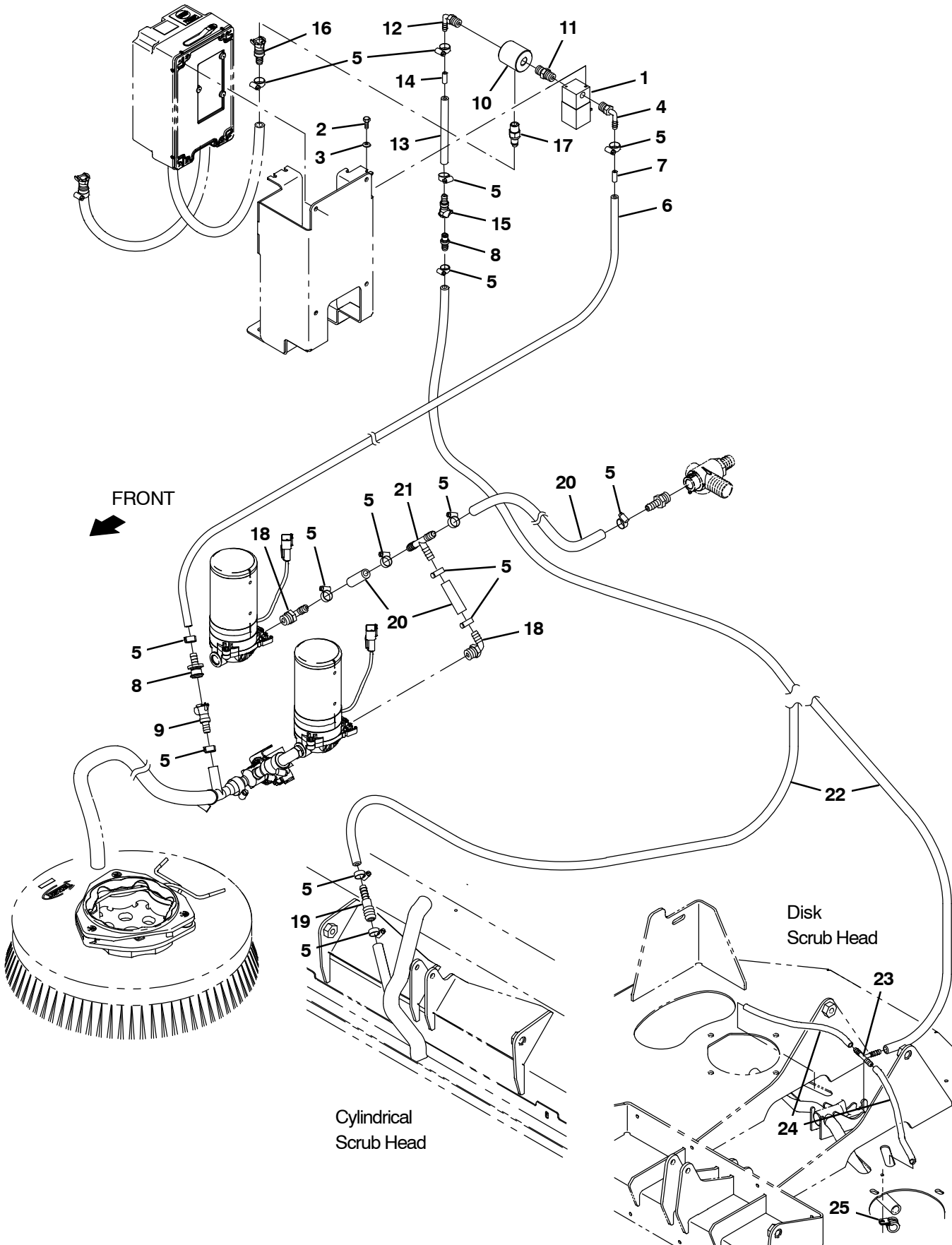
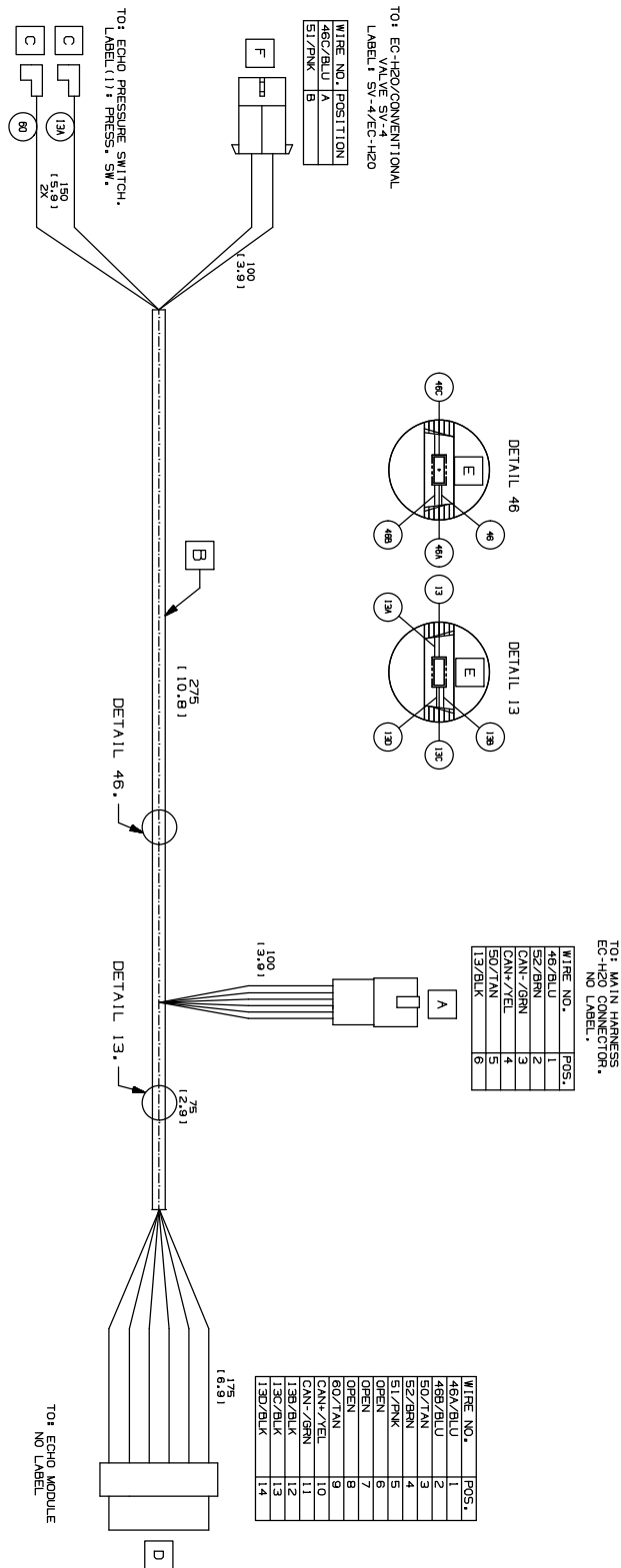


Fig. 34 – ec–H20 solution Supply Group, Side Brush

Ref.	Part No.	Serial Number	Description	Qty.
1	1028581	(000000–) Valve, Water, Solenoid, 36vdc 6.0mm Pf04	1
2	09738	(000000–) Screw, Hex, M5 X 0.80 X 12, Ss	2
3	01683	(000000–) Washer, Flat, 10, Ss	2
4	1011170	(000000–) Fitting, Plstc, E90, Bm04/Pm04, Nyl	1
5	43844	(000000–) Clamp, Hose, Wormdrive, 0.25–0.62d, .31w	17
6	1014949	(000000–) Hose, Afmkt, Pvc, Brd, 0.25ld, 08Ft	1
7	1200467	(000000–) Fitting, Plstc, Rst	1
8	1204338	(000000–) Fitting, Plstc, Str, Bm04, Cplg, Male	2
9	1203454	(000000–) Fitting, Plstc, Str, Bm06, Cplg, Fem	1
10	1206303	(000000–) Fitting, Plstc, Pf04/Pf04/Pf04	1
11	1052010	(000000–) Fitting, Plstc, Str, Pm04/Pm04	1
12	1011170	(000000–) Fitting, Plstc, E90, Bm04/Pm04, Nyl	1
13	1011409	(000000–) Hose, Afmkt, Pvc, Brd, 0.25ld, 01Ft	1
14	1201441	(000000–) Fitting, Plstc, Rst, Main Head	1
15	1002898	(000000–) Fitting, Plstc, Str, Bm04, Cplg,Fem[Tco]	1
16	1203996	(000000–) Fitting, Plstc, Str, Bm05, Cplg, Fem	1
17	1002899	(000000–) Fitting, Plstc, Str, Pm04, Cplg,Mal[Tco]	1
18	1005630	(000000–) Fitting, Plstc, E90, Bm06/Pm06, Nyl	2
19	1039557	(000000–) Fitting, Plstc, Str, Bm04/Bm06	1
20	1006400	(000000–) Hose, Afmkt, Pvc, Brd, 0.38id, 03ft, Clr	1
21	87173	(000000–) Fitting, Plstc, Tee, Bm06/Bm06/Bm06	1
22	1011411	(000000–) Hose, Afmkt, Pvc, Brd, 0.25ld, 03Ft	1

Fig. 35 - ec-H20 Wire Harness Group



Ref.	Part No.	Serial Number	Description	Qty.
1	1069671	(000000-)	Harness, Ele [Ec-H20, T12]	1

Fig. 36 – Spray Nozzle Group

Ref.	Part No.	Serial Number	Description	Qty.
1	1054178	(000000-012999)	Pump, Soltn, Ele, 36vdc, 45psi	1
2	1056982	(000000-)	Diode, Ele, Plug	1
3	1207774	(000000-012999)	Bracket Wldt, Pump, Spray Hose	1
4	12316	(000000-)	Screw, Hex, M5 X 0.80 X 25, Ss	4
5	01683	(000000-)	Washer, Flat, 10, Ss	4
6	09739	(000000-012999)	Nut, Hex, Lock, M5 X 0.80, NI, Ss	4
7	1037346	(000000-)	Screw, Hex, M8 X 1.25 X 25, 9.8, Sems	2
8	1064188	(000000-)	Circuitbreaker, 15.0a, Resetable	1
9	398500	(000000-)	Switch, Rocker, Dpdt, On / None / On	1
10	64778	(000000-)	Fitting, Plstc, E90, Bm08/Pm06	1
11	1011837	(000000-)	Hose, Afmkt, Pvc, Brd, 0.50id, 12ft, Clr	1
12	54333	(000000-)	Clamp, Hose, Wormdrive, 0.31-0.88d, .31w	7
13	130773	(000000-)	Tie, Cable, Nyl, 11.0l, .14w, 3.0 Max. D	2
14	63987-1	(000000-)	Fitting, Plstc, E90, Bm08/Bm08	1
15	1206482	(000000-)	Plate Wldt, Mtg, Hose-Reel [T17]	1
16	1020341	(000000-)	Screw, Hex, M8 X 1.25 X 20, Ss, Sems	3
17	1206456	(000000-)	Reel Assy, Hose, Large	1
18	1203947	(000000-)	Washer, Retainer, Spring	1
19	1201393	(000000-)	Pawl, Ratchet	1
20	08709	(000000-)	Nut, Hex, Lock, M8 X 1.25, NI	1
21	1056719	(000000-)	Bolt, Shld, .41d X 0.35, M8 X 1.25	1
22	1201423	(000000-)	Spring, Torsion, Hose Reel	1
23	24584	(000000-)	Fitting, Brs, E90, Pf06/Pm06, Spcl	1
24	1060128	(000000-)	Fitting, Brs, E90, Bm06/Pm06, Short	1
25	33584	(000000-)	Clamp, Cable, Stl, 0.63d X 0.50w, 1hole	1
26	06943	(000000-)	Screw, Hex, M6 X 1.00 X 20, 8.8	1
27	08708	(000000-)	Nut, Hex, Lock, M6 X 1.00, NI	1
28	1057816	(000000-)	Bushing, Sleeve, 1.00b 1.13d 1.750l, Fgl	1
29	1057814	(000000-)	Washer, Thrust, Plstc 1.02b 1.38d	1
30	32598	(000000-)	Washer, Flat, 1.02b 1.75d .12, Stl	1
31	09005	(000000-)	Ring, Retaining, Ext, 1.00d, Basic	1
32	1066919	(000000-)	Washer, Thrust, 50.0b 110.0d 0.79w	1
33	1200394	(000000-)	Fitting, Swivel, Str, Pf06/Pm06, Brs	1
34	47388	(000000-)	Fitting, Brs, E90, Em08/Pm06	1
35	9020252	(000000-)	Hose Kit, Spray, Afmkt [T17]	1
36	1060428	(000000-)	Fitting, Stl, Str, Bm06/Pm06, Swivel	1
37	1027976	(000000-)	Fitting, Brs, Str, Pf06/Pm12	1
38	769785	(000000-)	Nozzle, Spray, Gun	1
39	1242823	(013000-)	Pump, Soltn, Ele, 36vdc, 45psi	1
40	1244427	(013000-)	Bracket Wldt, Pump	1

Fig. 37 - Vacuum Wand Kit

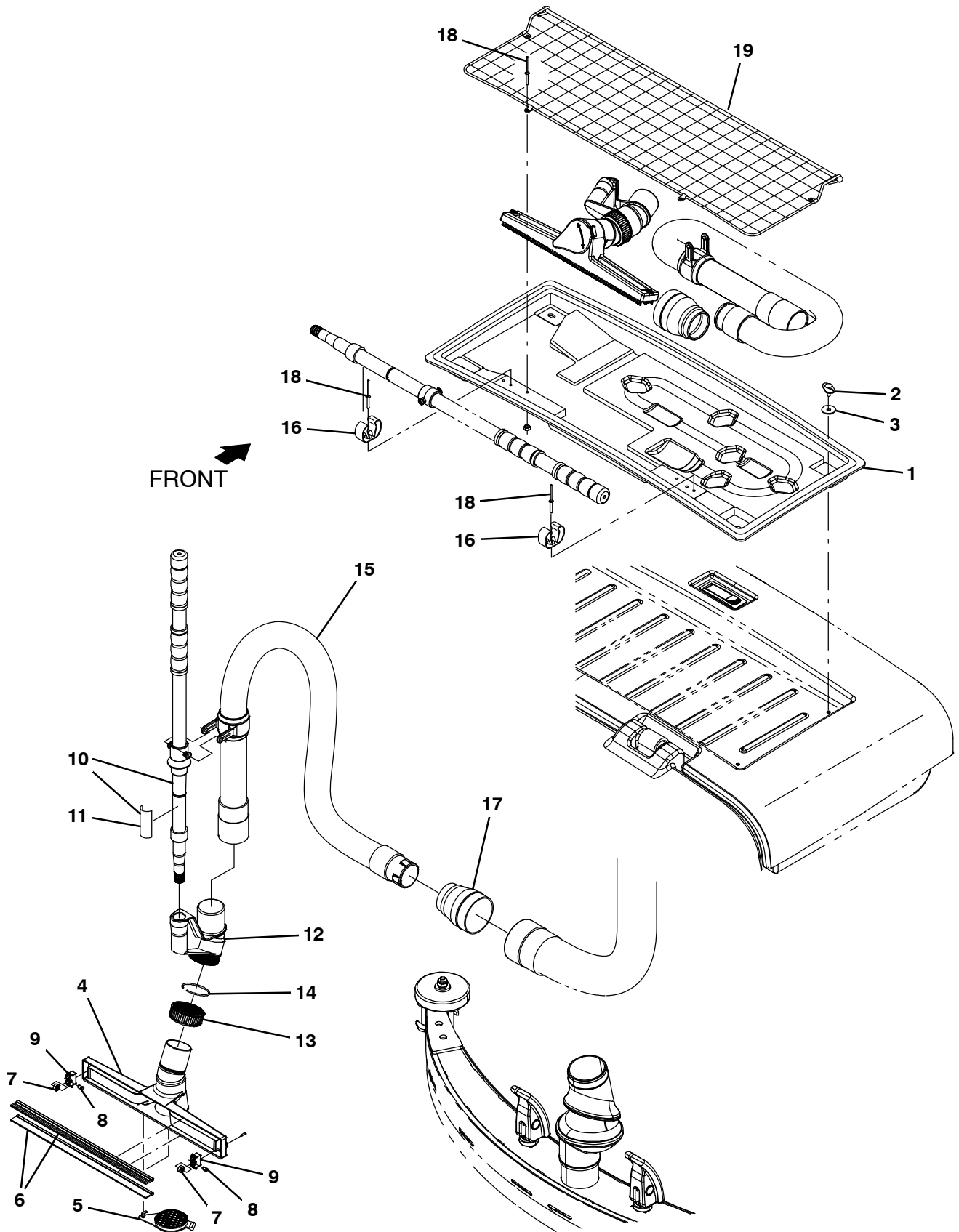


Fig. 37 – Vacuum Wand Kit

	Ref.	Part No.	Serial Number	Description	Qty.
▽		9020080	(000000–) Vac Wand Kit, Ci [T17]	1
▲	1	1207911	(000000–) Tray, Vac Wand	1
▲	2	1211150	(000000–) Knob, Star,	4
▲	3	397779	(000000–) Washer, Flat, 0.28b 1.00d .06, Stl, Blk	4
▲	4	1060440	(000000–) Squeegee, Hand	1
▲	5	1060691	(000000–) Plug, Adapter, Port	1
▲	6	1061356	(000000–) Retainer, Blade, Sqge, 14.2l (1 set = 2 blades)	1
▲	7	1061570	(000000–) Bearing, Ball, 0.24b 0.51d 0.20w [2seal]	2
▲	8	1061571	(000000–) Pin, Axle, Brg	2
▲	9	1022671	(000000–) Housing, Sqge, Holder, Wheel, F/609648	2
▲▽	10	9008155	(000000–) Handle Kit, Wand, Afmkt	1
▲▲	11	1062659	(000000–) Label, Opertnl, Vacuum Wand Handle	1
▲	12	1060708	(000000–) Adapter, Swivel, 1.75, Abs	1
▲	13	1060718	(000000–) Nut, Compression, 2.25–12, Abs	1
▲	14	1060720	(000000–) Ring, Compression	1
▲	15	1200642	(000000–) Hose Assy, Sqge, W/2cuff	1
▲	16	1014295	(000000–) Clip, Grip, Hose, 0.75 – 1.12, Stl, Blk, Vyl	2
▲	17	1207517	(000000–) Cuff, Adapter, 1.75 X 2.50, Pvc	1
▲	18	1213513	(000000–) Rivet, Blind, .156D X 1.07 X .31D, Alm	6
▲	19	1213799	(000000–) Mess Assy, Cloth	1

Fig. 38 – Squeegee Guard Group

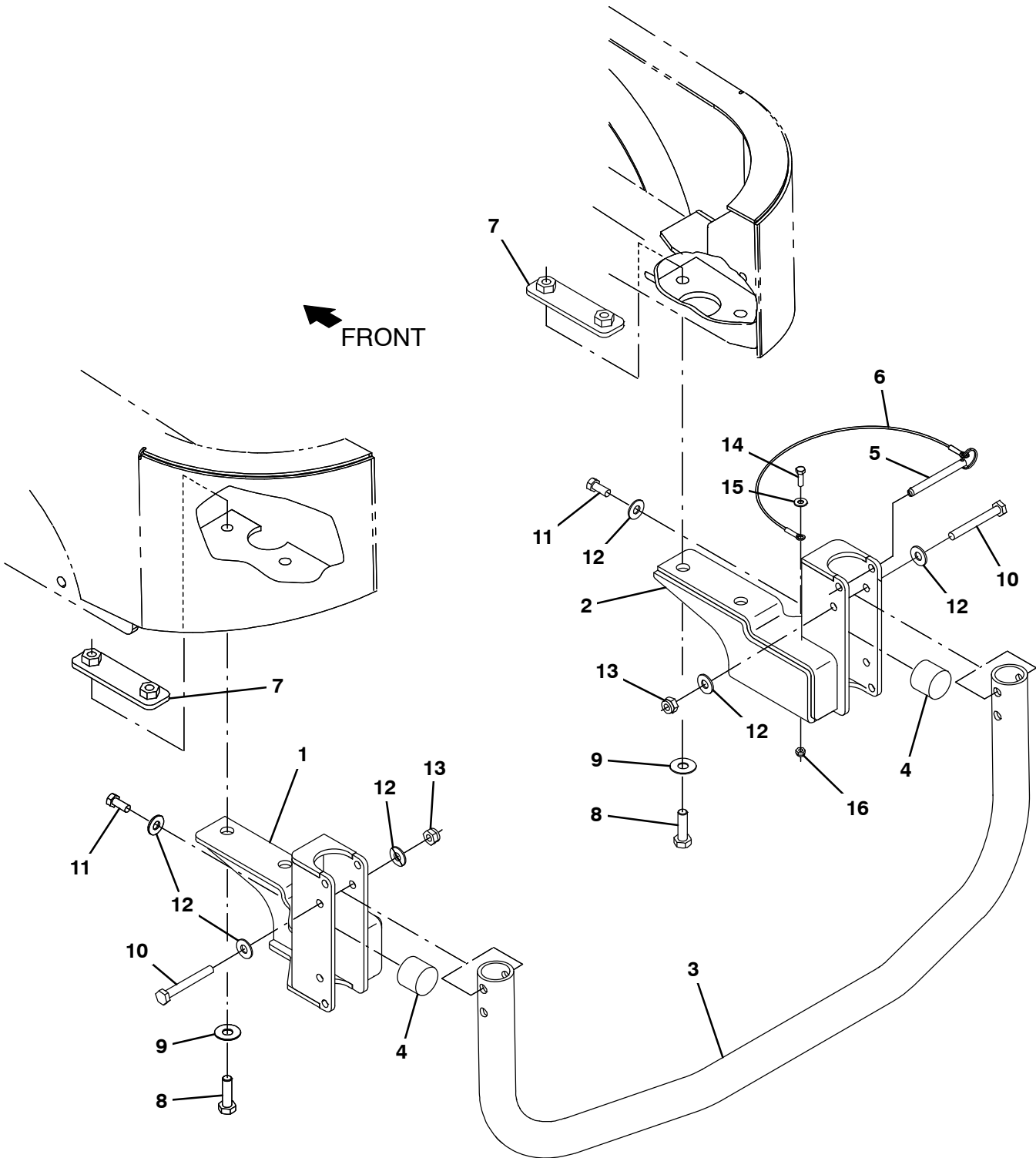


Fig. 38 – Squeegee Guard Group

Ref.	Part No.	Serial Number	Description	Qty.
1	1207961	(000000–) Bracket, Bumper, Lh, Squeegee [T17]	1
2	1207902	(000000–) Bracket, Bumper, Rh, Squeegee [T17]	1
3	1208109	(000000–) Tube, Guard	1
4	1024977	(000000–) Bumper, Ure, 1.50d 1.25l	2
5	369359	(000000–) Pin, Hitch, .375d X 3.12l, Pl	1
6	57702	(000000–) Cable, Glv .06d 012.0l .26eye /.26eye	1
7	1208053	(000000–) Plate, Doubler	2
8	69972	(000000–) Screw, Hex, M12 X 1.75 X 40, 10.9	4
9	140045	(000000–) Washer, Flat, 0.51b 1.25d .06, Ss	4
10	06965	(000000–) Screw, Hex, M10 X 1.50 X 80, 8.8	2
11	21196	(000000–) Screw, Hex, .38–16 X 0.88, G5	2
12	32492	(000000–) Washer, Flat, 0.38, Std	6
13	41430	(000000–) Nut, Hex, Lock, M10 X 1.5, NI	2
14	06943	(000000–) Screw, Hex, M6 X 1.00 X 20, 8.8	1
15	32483	(000000–) Washer, Flat, 0.25, Sae	1
16	08708	(000000–) Nut, Hex, Lock, M6 X 1.00, NI	1

Fig. 39 – Positive Drain Group

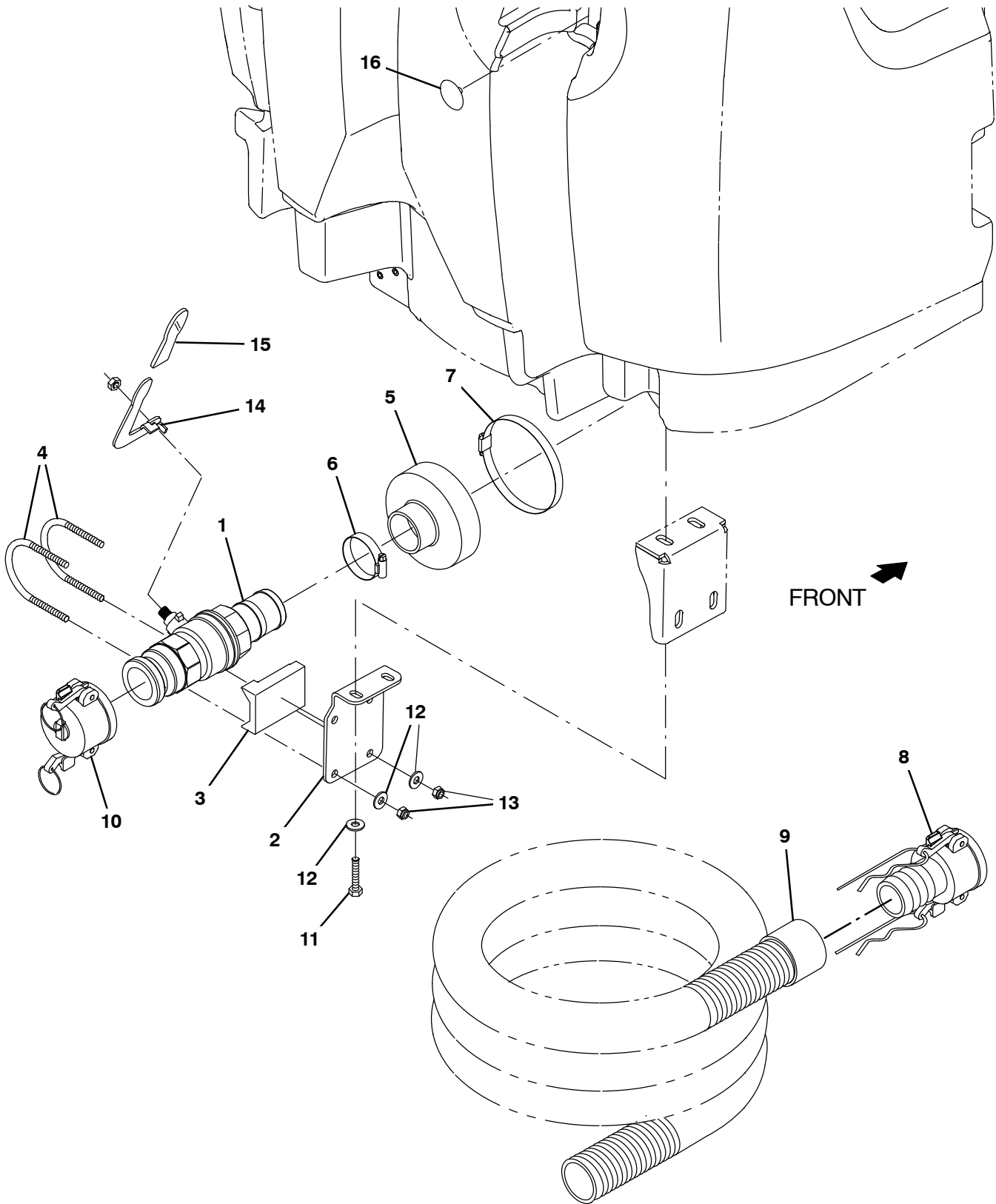


Fig. 39 – Positive Drain Group

Ref.	Part No.	Serial Number	Description	Qty.
1	1213186	(000000–) Valve, Ball, Drain, 2.00id, Rh	1
2	1212006	(000000–) Bracket, Mtg, Valve, Drain	1
3	1213118	(000000–) Support, Valve, Drain	1
4	1213182	(000000–) Clamp, Valve, U-Bolt	2
5	1211963	(000000–) Cuff, Hose, 5.0 / 2.0 Id	1
6	22297	(000000–) Clamp, Hose, Wormdrive, 1.56–2.50d, .50w	1
7	1201434	(000000–) Clamp, Hose, Wormdrive, 4.63–5.50, 0.5w	1
8	1213392	(000000–) Fitting, Coupler, Hose, Shank, Fem	1
9	1213206	(000000–) Hose Assy, W/1 Cuff, 2.0 Id 120.0 L	1
10	1214326	(000000–) Rework, Dust Cap, Valve, Drain	1
11	12333	(000000–) Screw, Hex, M8 X 1.25 X 25, Ss, NI	2
12	01685	(000000–) Washer, Flat, 0.38b 0.88d .08, Ss	6
13	08713	(000000–) Nut, Hex, Lock, M8 X 1.25, NI, Ss	4
14	1212366	(000000–) Handle, Valve	1
15	1213362	(000000–) Grip, Handle, Valve	1
16	1074075	(000000–) Plug, Hole, Rnd, 0.25H, 1.00D 0.6L, Nyl	1

Fig. 40 - Telemetry Group

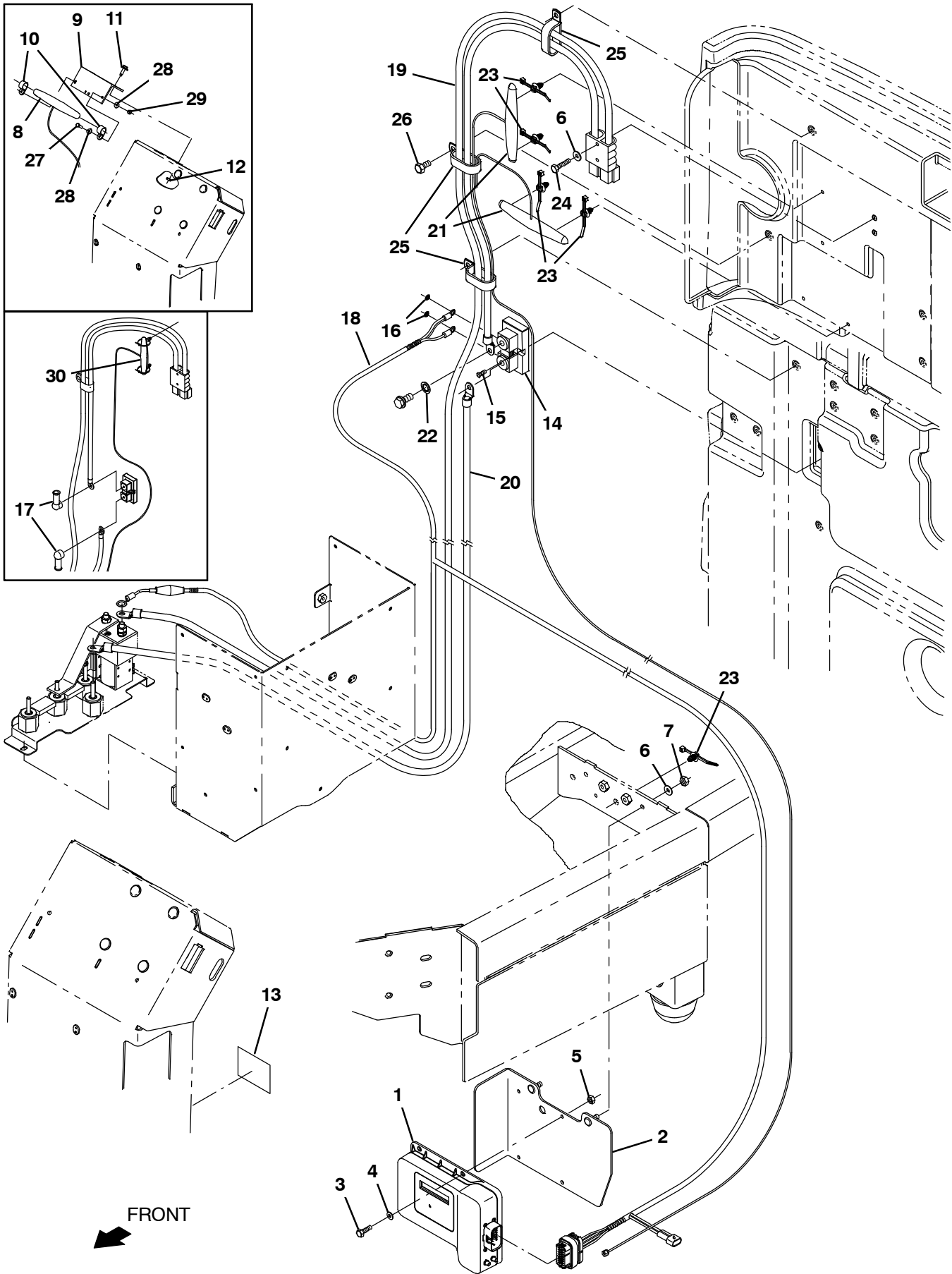


Fig. 40 – Telemetry Group

Ref.	Part No.	Serial Number	Description	Qty.	
1	1069467	(000000-014259)	Controlbox Assy, Telem [Int]	1	
1	1247507	(014260-)	Controlbox Assy, Telem [Usa, 4g]	1	
1	1070541	(000000-014259)	Controlbox Assy, Telem [Canada]	1	
1	1247508	(014260-)	Controlbox Assy, Telem [3g, Intl.]	1	
2	1207701	(000000-)	Bracket Wldt, Mtg, Telem	1	
3	09244	(000000-)	Screw, Hex, M5 X 0.80 X 16, 8.8	4	
4	19066	(000000-)	Washer, Flat, 0.25b 0.56d .05, Pl, 10	4	
5	06549	(000000-)	Nut, Hex, Lock, M5 X 0.80, NI	4	
6	32483	(000000-)	Washer, flat, 0.25, Sae	4	
7	08712	(000000-)	Nut, Hex, Lock, M6 X 1.00, NI, Ss	2	
8	1070324	(000000-010999)	Antenna, Telem, 110 In [Gprs]	1	
9	1070402	(000000-010999)	Angle, Mtg, Antenna, Telem	1	
10	140916	(000000-010999)	Clamp, Cable, Nyl, 0.62d, Nat	2	
11	1040467	(000000-010999)	Screw, Hex, M6 X 1.00 X 20, 9.8, Sems	2	
12	08712	(000000-010999)	Nut, Hex, Lock, M6 X 1.00, NI, Ss	2	
13	1069580	(000000-)	Label, Opertnl, Telem [Fcc/lc]	1	
14	1070757	(000000-)	Shunt, 050mv 400a	1	
15	06927	(000000-)	Screw, Pan, Phl, M4 X 0.70 X 16, 4.8	2	
16	07514	(000000-)	Washer, Lock, Int, 10, Ss	2	
17	611221	(000000-014259)	Boot, Terminal, Battery, 25.4mm, Blk	2	
▽	18	1073059	(000000-)	Harness, Ele [Telemetry, T17]	1
▲		9009990	(000000-)	Fuse, 002a, 250vdc, Cartridge	1
	19	1073077	(000000-010999)	Cable, Battery, 1/0ga [Telem, T17]	1
	19	1074600	(011000-)	Cable, Battery, 2/0ga [M17, Telem]	1
	20	1073078	(000000-010999)	Cable, 1/0ga 48.2l Blk[M9 Ring/.25 Ring]	1
	20	1074601	(011000-)	Cable, 2/0ga 61.0l Blk[M6 Ring/M9 Ring]	1
	21	1248350	(014260-)	Antenna, Telem [4g, 180"]	2
	22	39358	(000000-)	Washer, Lock, Int, 0.44	2
	23	1210807	(011000-)	Wire, Tie [W/.25" Fir Tree Clip]	5
	24	33930	(000000-)	Screw, Hex, M6 X 1.00 X 40, Ss	2
	25	09570	(000000-)	Clamp, Cable, Stl, 0.90d X 0.62w, 1hole	3
	26	09740	(000000-)	Screw, Hex, M8 X 1.25 X 20, Ss	3
	27	24199	(000000-010999)	Screw, Hex, M5 X 0.80 X 16, Ss	2
	28	01683	(000000-010999)	Washer, Flat, 10, Ss	4
	29	06549	(000000-010999)	Nut, Hex, Lock, M5 X 0.80, NI	2
	30	1070658	(011000-014259)	Antenna, Telem, 187 In [Gprs]	1

Fig. 41 - Battery Slide Out Group

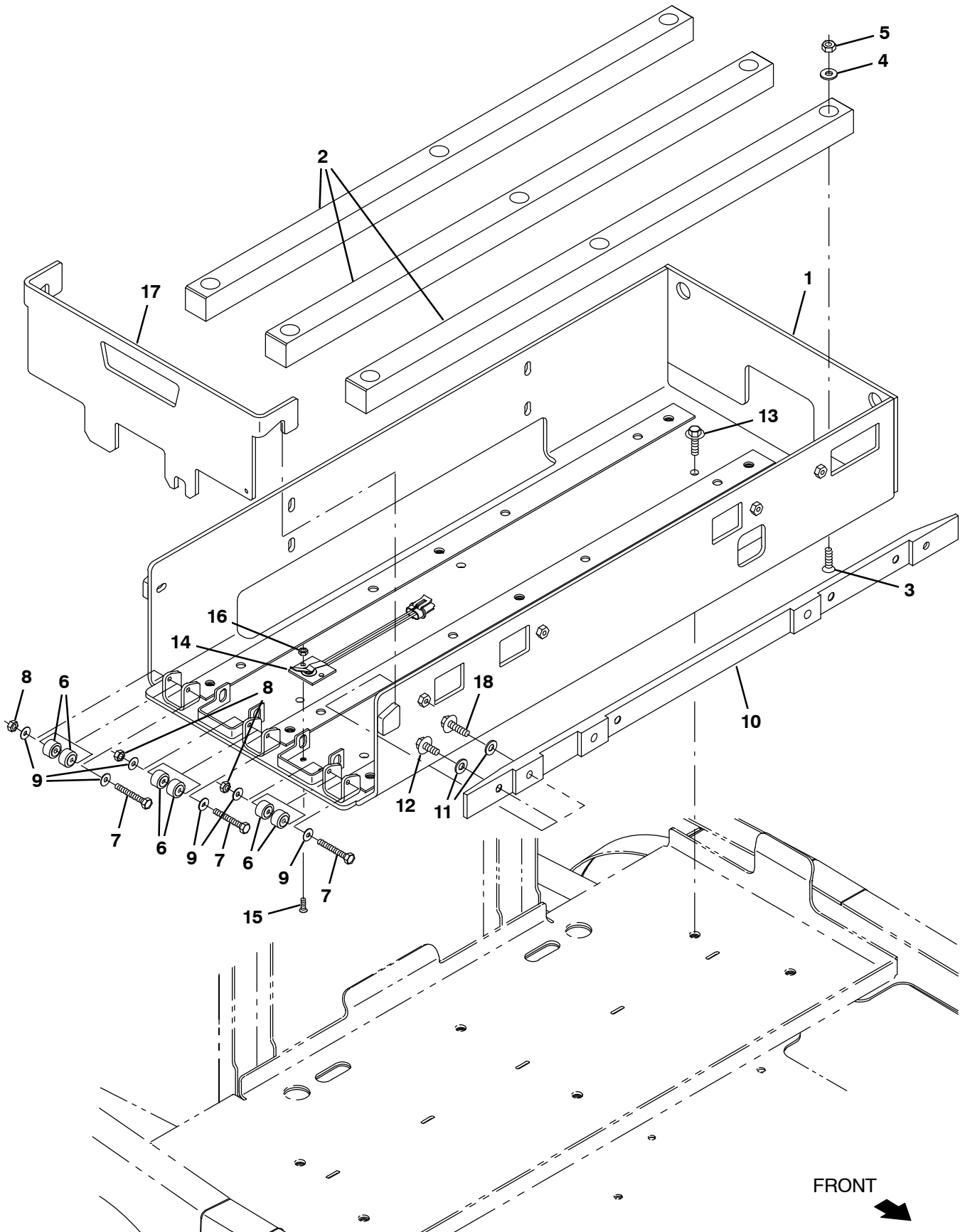


Fig. 41 – Battery Slide Out Group

Ref.	Part No.	Serial Number	Description	Qty.
1	1207912	(000000–010999)	Tray Wldt, Ro Battery, [T17]	1
1	1225437	(011000–012999)	Tray Wldt, Ro Battery, [T17]	1
1	1241249	(013000–)	Tray Wldt, R/O, Battery	1
2	1208527	(000000–)	Plate, Plstc, Bat Rollout	3
3	79506	(000000–)	Screw, Flt, Soc, M8 X 1.25 X 30, Ss	9
4	01685	(000000–)	Washer, Flat, 0.38b 0.88d .08, Ss	9
5	08713	(000000–)	Nut, Hex, Lock, M8 X 1.25, NI, Ss	9
6	369415	(000000–)	Bearing, Needle, 0.25b 0.88d 0.50w	6
7	58979	(000000–)	Screw, Hex, M6 X 1.00 X 55, FI, Ss	3
8	08712	(000000–)	Nut, Hex, Lock, M6 X 1.00, NI, Ss	3
9	01684	(000000–)	Washer, Flat, 0.27b 0.69d .05, Ss	6
10	1209368	(000000–)	Plate, Guide, Battery Rollout [T17]	1
11	39349	(000000–)	Washer, Flat, 0.31, Sae	4
12	09740	(000000–)	Screw, Hex, M8 X 1.25 X 20, Ss (Large Battery)	4
13	1037354	(000000–010999)	Screw, Hex, M8 X 1.25 X 30, 9.8, Sems	6
13	1037355	(011000–)	Screw, Hex, M8 X 1.25 X 35, 9.8, Sems	6
14	1210673	(000000–)	Switch, Limit, N.C. [Cpi, Spst, 280 Mp]	1
15	09120	(000000–)	Screw, Flt, Soc, M5 X 0.80 X 16, 10.9	2
16	06549	(000000–)	Nut, Hex, Lock, M5 X 0.80, NI	2
17	1208673	(000000–012999)	Plate, Door, Battery Rollout [T17]	1
17	1241253	(013000–)	Plate, Door, Battery Rollout [T17/M17]	1
18	1037355	(000000–)	Screw, Hex, M8 X 1.25 X 35, 9.8, Sems (Small Battery)	6

Fig. 42 – Battery and Charger Group, 510AH / 625AH

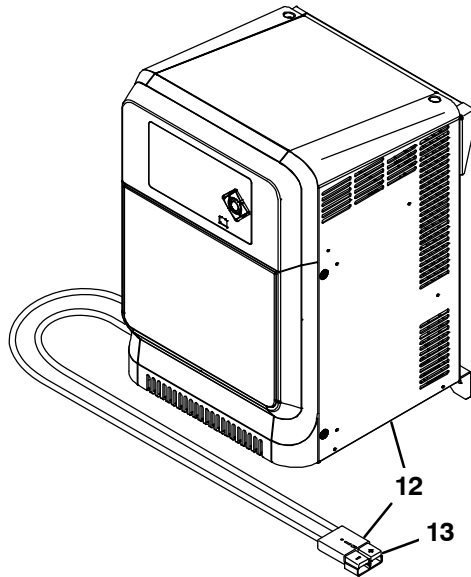
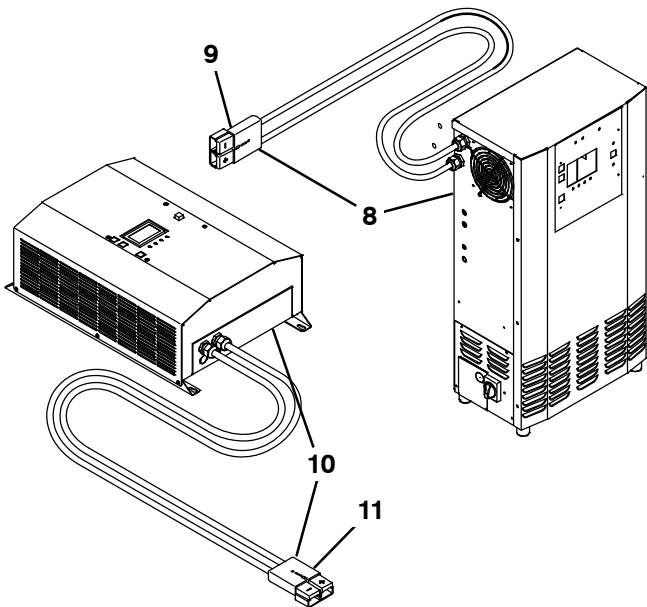
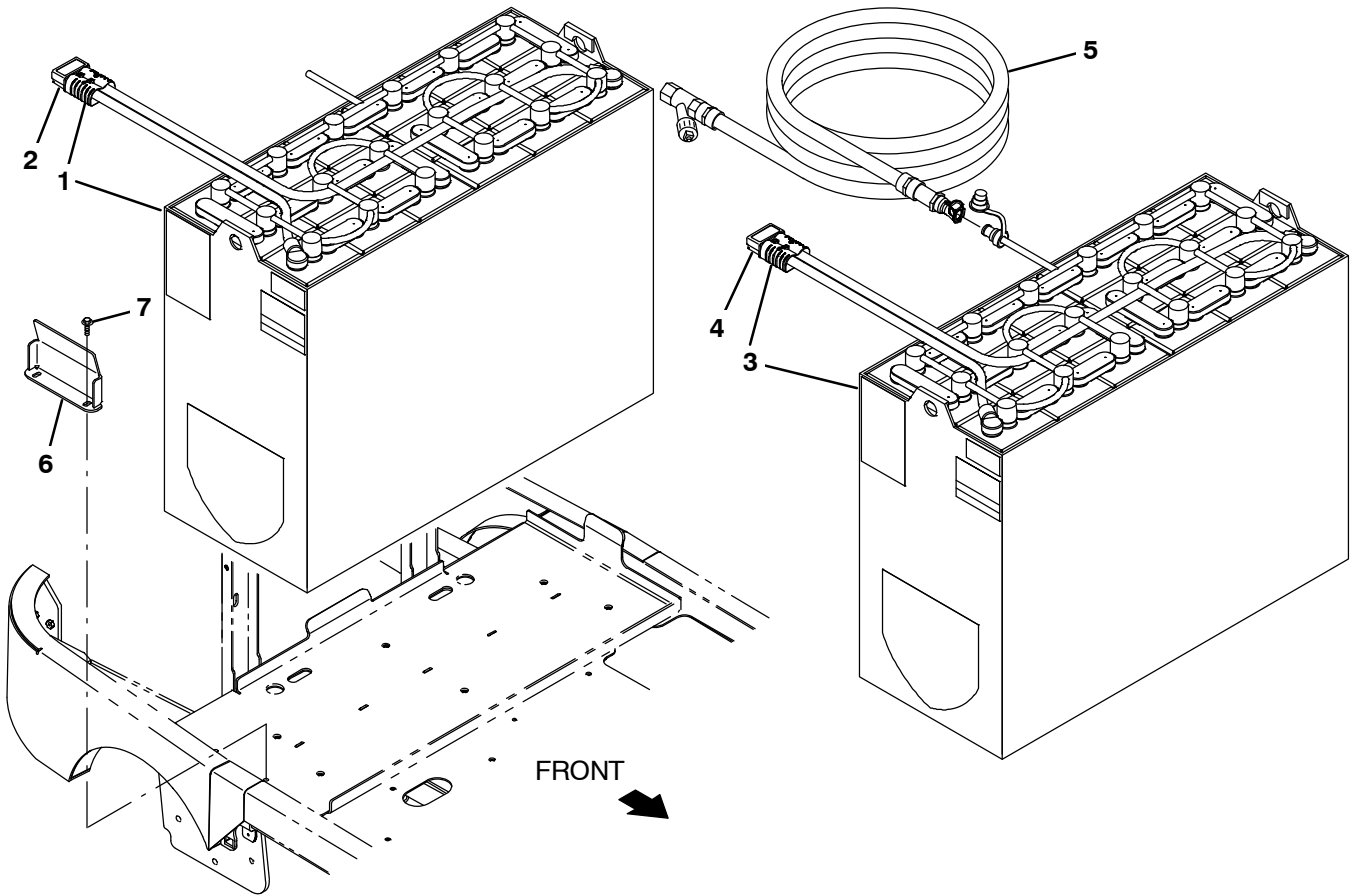


Fig. 42 – Battery and Charger Group, 510AH / 625AH

	Ref.	Part No.	Serial Number	Description	Qty.
▽	1	1264829	(000000–) Battery, Wet, 36Vdc, 510Ah	1
▲	2	01726	(000000–) Connector, 350a, Gray	1
▽	1	1248312	(000000–) Battery, Wet, 36Vdc, 625Ah (China Only)	1
▲	2	01726	(000000–) Connector, 350a, Gray	1
▽	3	1264831	(000000–) Battery, Wet, 36vdc, 510ah [W/Watering]	1
▲	4	01726	(000000–) Connector, 350a, Gray	1
	5	1213281	(000000–) Kit, Hose, Watering, Battery, 20ft	1
	6	1206951	(000000–) Bracket, Front, Battery	1
	7	1037354	(000000–) Screw, Hex, M8 X 1.25 X 30, 9.8 Sems	2
▽	8	1207934	(000000–) Charger, 36vdc/80a, 200–240vac 3ph	1
▲	9	01726	(000000–) Connector, 350a, Gray	1
▽	10	1207933	(000000–) Charger, 36vdc/80a, 200–240vac 1ph	1
▲	11	01726	(000000–) Connector, 350a, Gray	1
▽	12	1228060	(000000–) Charger, 36Vdc/a60A, 600Vac, 3Ph	1
▲	13	01726	(000000–) Connector, 350a, Gray	1

Fig. 43 – Battery and Charger Group, 750AH / 775AH

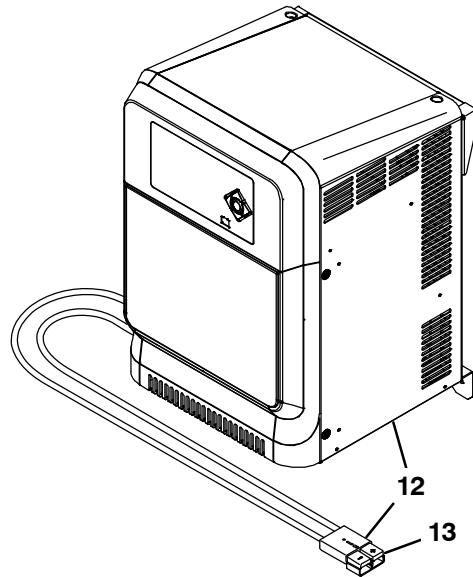
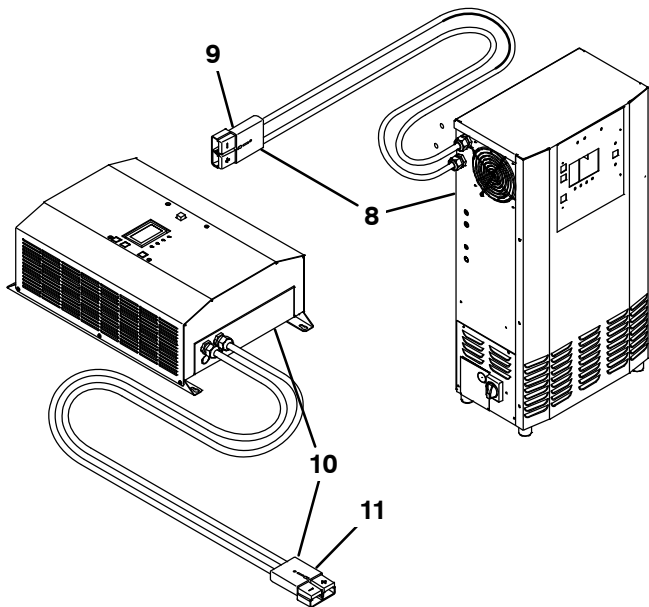
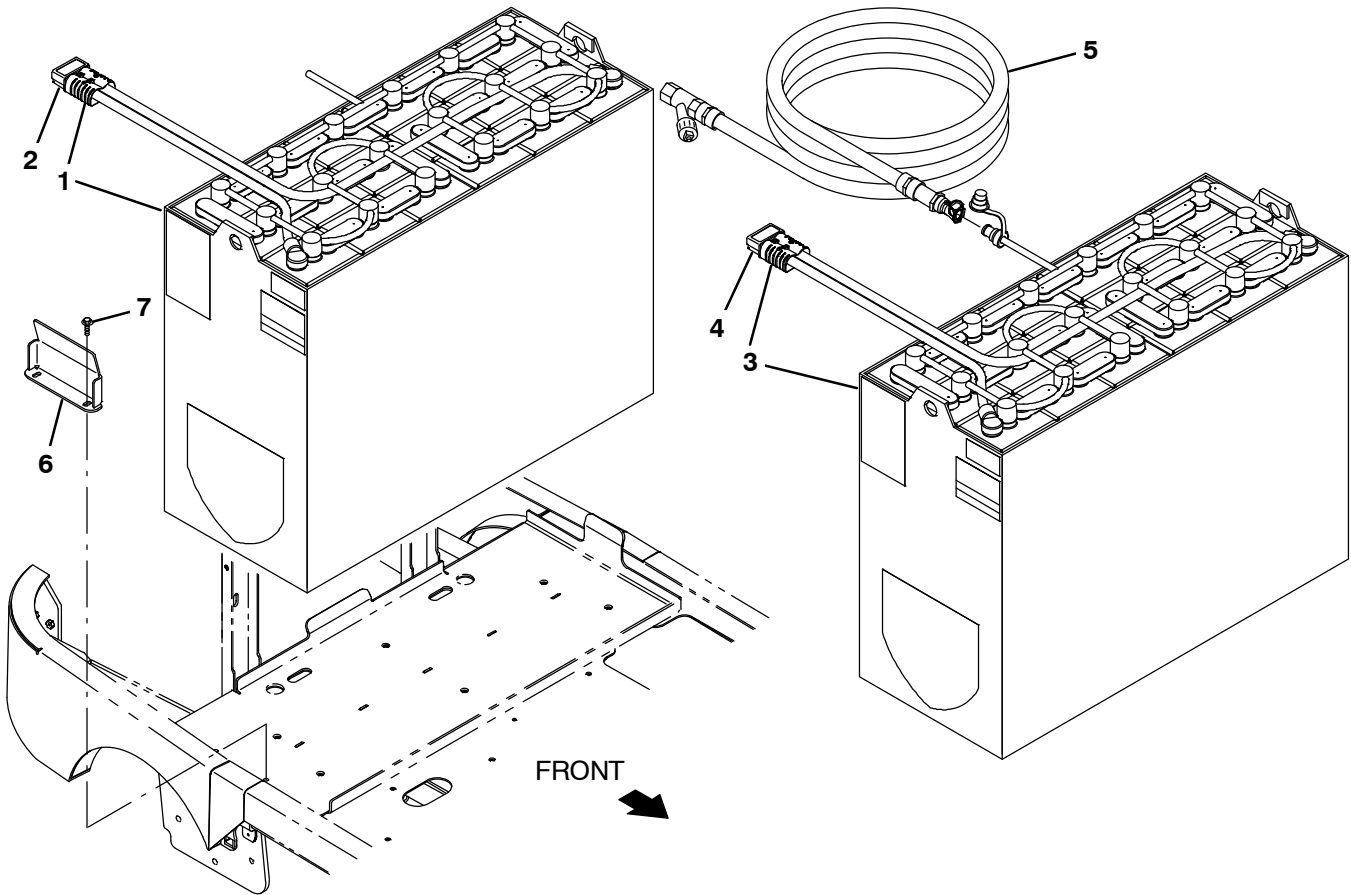


Fig. 43 – Battery and Charger Group, 750AH / 775AH

	Ref.	Part No.	Serial Number	Description	Qty.
▽	1	1264830	(000000–) Battery, Wet, 36Vdc, 750Ah	1
▲	2	01726	(000000–) Connector, 350a, Gray	1
▽	1	1248313	(000000–) Battery, Wet, 36Vdc, 755Ah (China Only)	1
▲	2	01726	(000000–) Connector, 350a, Gray	1
▽	3	1264832	(000000–) Battery, Wet, 36vdc, 750ah [W/Watering]	1
▲	4	01726	(000000–) Connector, 350a, Gray	1
	5	1213281	(000000–) Kit, Hose, Watering, Battery, 20ft	1
	6	1206951	(000000–) Bracket, Front, Battery	1
	7	1037354	(000000–) Screw, Hex, M8 X 1.25 X 30, 9.8 Sems	2
▽	8	1212158	(000000–) Charger, 36vdc/100a, 200–240vac 3ph	1
▲	9	01726	(000000–) Connector, 350a, Gray	1
▽	8	1207936	(000000–) Charger, 36vdc/120a, 480vac 3ph	1
▲	9	01726	(000000–) Connector, 350a, Gray	1
▽	8	1207935	(000000–) Charger, 36vdc/120a, 380–415vac 3ph (International Only)	1
▲	9	01726	(000000–) Connector, 350a, Gray	1
▽	10	9020652	(000000–) Charger Kit, 36vdc/80a, 200–240vac 1ph (International Only)	1
▲	11	01726	(000000–) Connector, 350a, Gray	1
▽	12	1228060	(000000–) Charger, 36Vdc/a60A, 600Vac, 3Ph	1
▲	13	01726	(000000–) Connector, 350a, Gray	1

Fig. 44 – Battery and Charger Group, 930AH

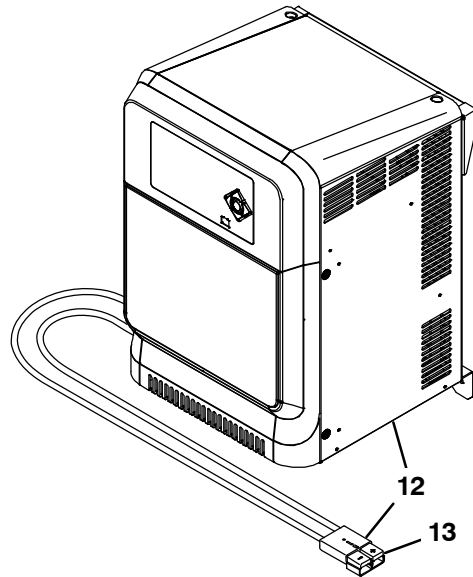
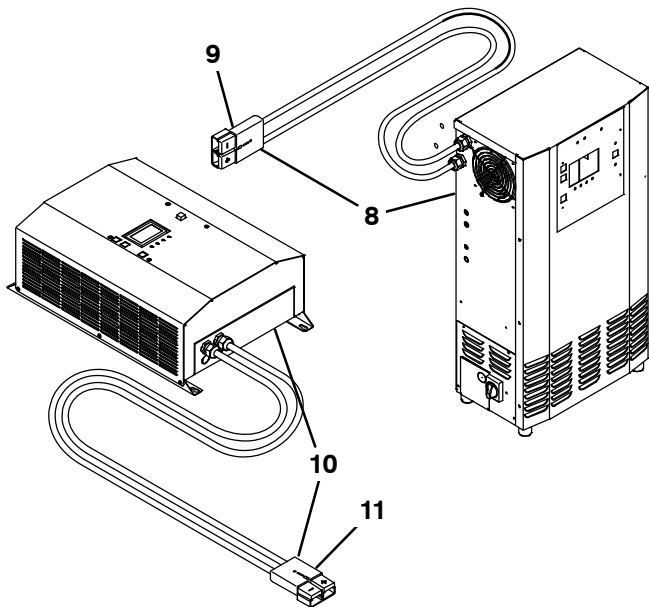
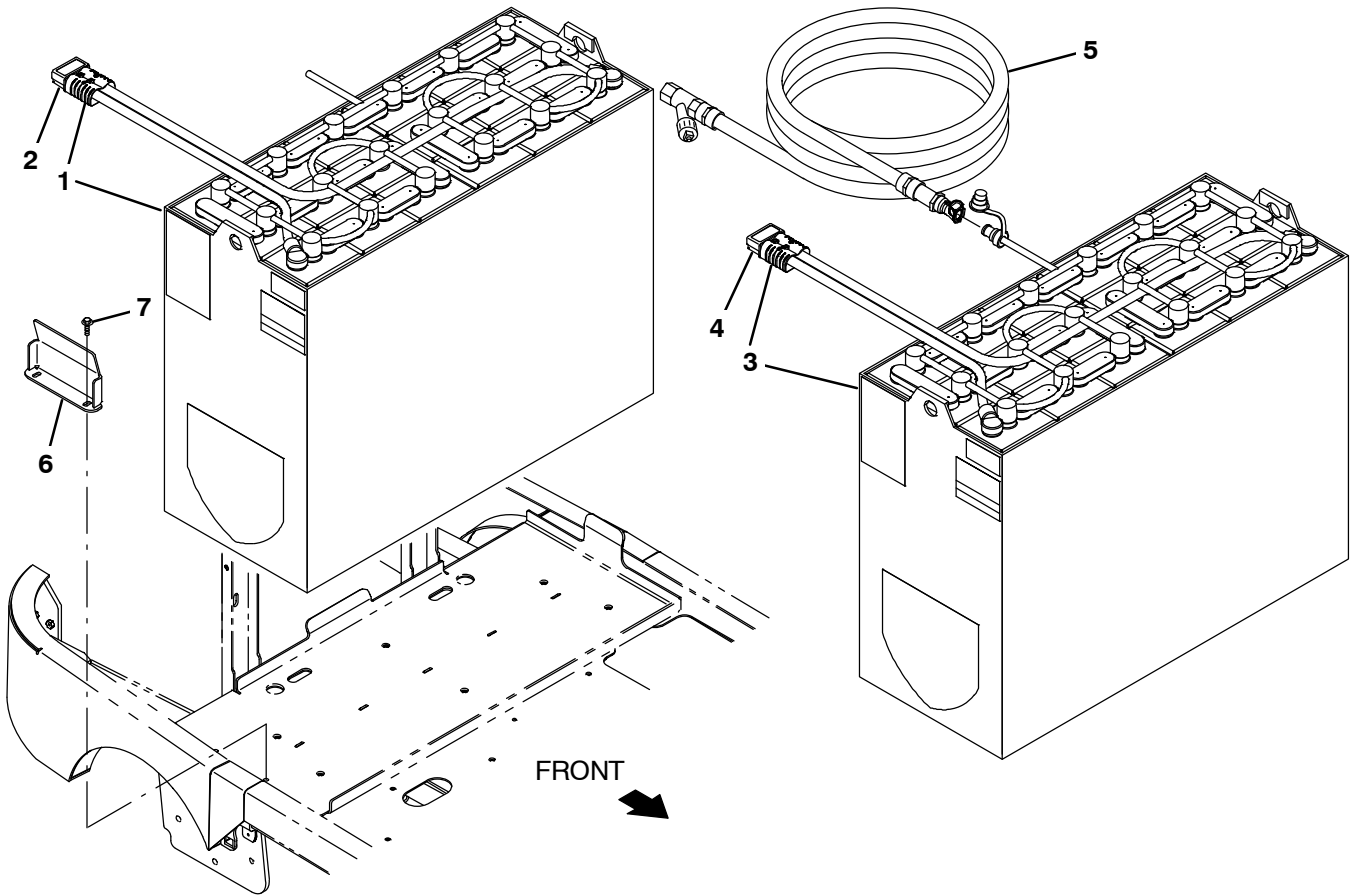


Fig. 44 – Battery and Charger Group, 930AH

	Ref.	Part No.	Serial Number	Description	Qty.
▽	1	1210313	(000000–) Battery, Wet, 36Vdc, 930Ah	1
▲	2	01726	(000000–) Connector, 350a, Gray	1
▽	3	1210316	(000000–) Battery, Wet, 36vdc, 930ah [W/Watering]	1
▲	4	01726	(000000–) Connector, 350a, Gray	1
	5	1213281	(000000–) Kit, Hose, Watering, Battery, 20ft	1
	6	1206951	(000000–) Bracket, Front, Battery	1
	7	1037354	(000000–) Screw, Hex, M8 X 1.25 X 30, 9.8 Sems	2
▽	8	1212158	(000000–) Charger, 36vdc/100a, 200–240vac 3ph	1
▲	9	01726	(000000–) Connector, 350a, Gray	1
▽	8	1207936	(000000–) Charger, 36vdc/120a, 480vac 3ph	1
▲	9	01726	(000000–) Connector, 350a, Gray	1
▽	8	1207935	(000000–) Charger, 36vdc/120a, 380–415vac 3ph (International Only)	1
▲	9	01726	(000000–) Connector, 350a, Gray	1
▽	10	9020652	(000000–) Charger Kit, 36vdc/80a, 200–240vac 1ph (International Only)	1
▲	11	01726	(000000–) Connector, 350a, Gray	1
▽	12	1228060	(000000–) Charger, 36Vdc/a60A, 600Vac, 3Ph	1
▲	13	01726	(000000–) Connector, 350a, Gray	1

Fig. 45 – Battery and Charger Group, 930AH, Opportunity Charging

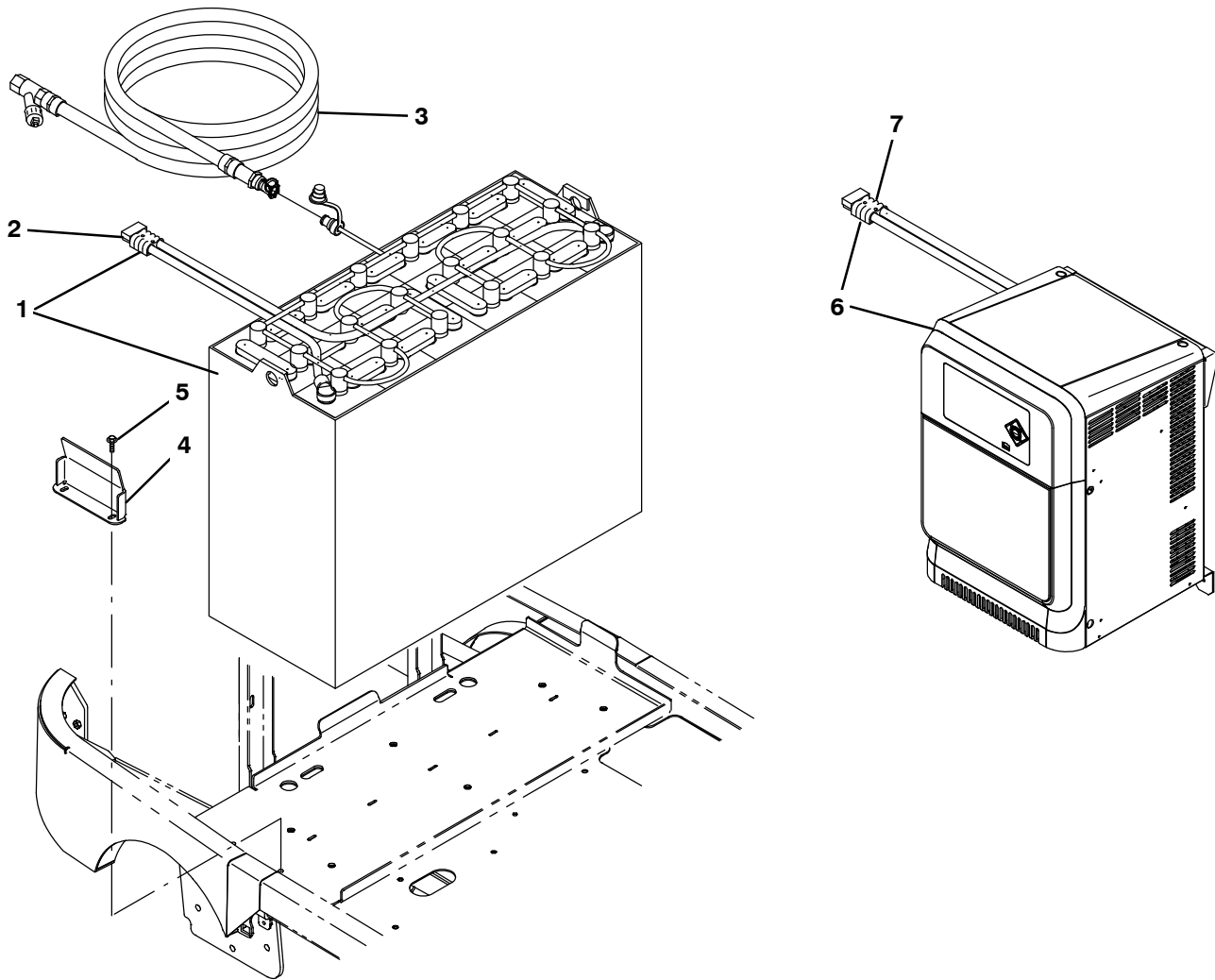
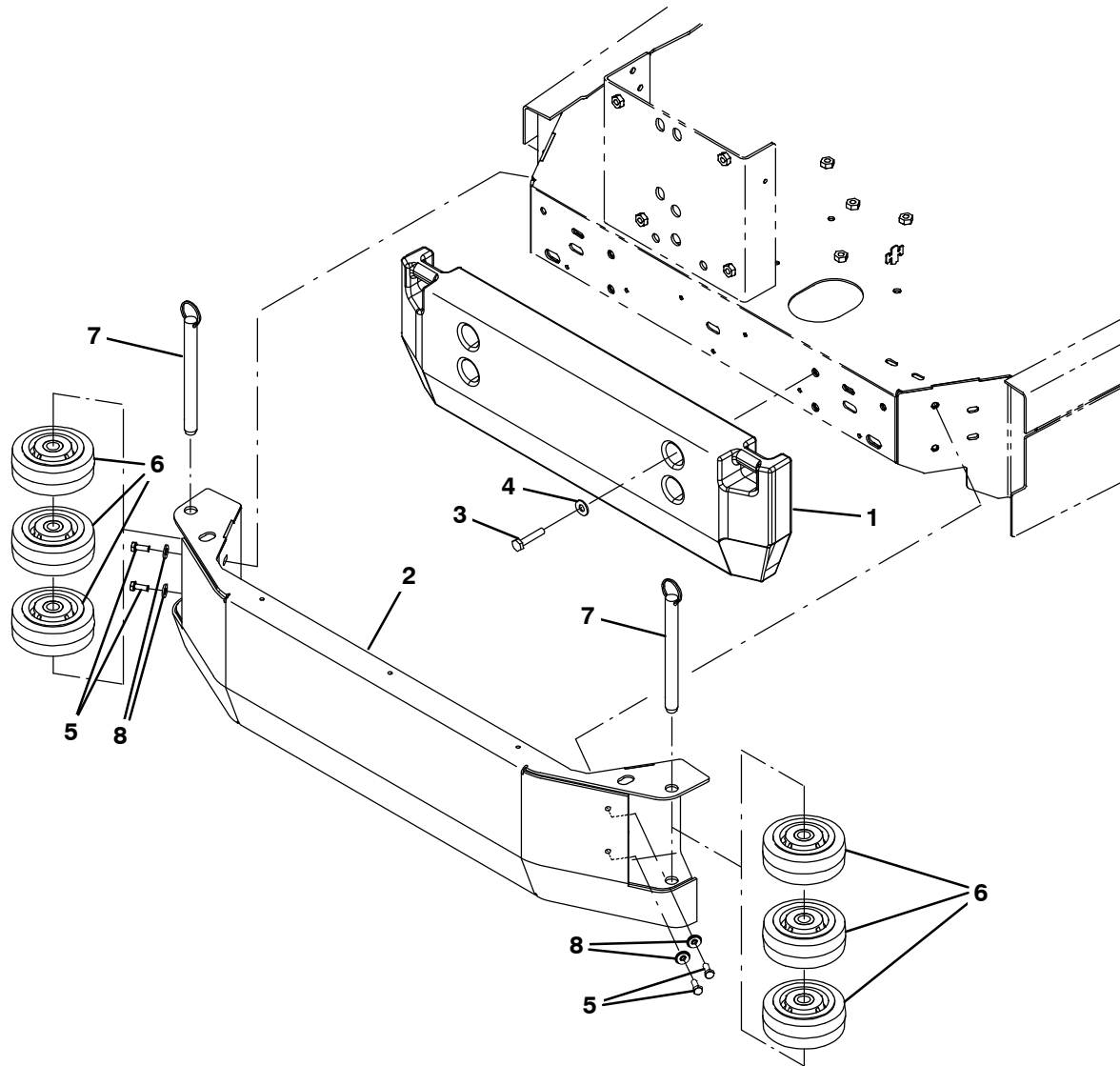


Fig. 45 – Battery and Charger Group, 930AH, Opportunity Charging

	Ref.	Part No.	Serial Number	Description	Qty.
▽	1	1225538	(000000–) Battery, Wet, 36Vdc, 930Ah [Spw/Wi–lq]	1
▲	2	01726	(000000–) Connector, 350a, Gray	1
	3	1213281	(000000–) Kit, Hose, Watering, Battery, 20ft	1
	4	1206951	(000000–) Bracket, Front, Battery	1
	5	1037354	(000000–) Screw, Hex, M8 X 1.25 X 30, 9.8 Sems	2
▽	6	1219396	(000000–) Charger, 36 Vdc/240A, 480Vac [Opportunity]	1
▲	7	01726	(000000–) Connector, 350a, Gray	1
▽	6	1225535	(000000–) Charger, 36 Vdc 195A 400Vac [Opportunity] – (China Only)	1
▲	7	01726	(000000–) Connector, 350a, Gray	1

Fig. 46 – Ramp Climb Counter Weight Group



356512

Ref.	Part No.	Serial Number	Description	Qty.
1	1213680	(000000–) Weight, Counter, Casting, 250Lb, Painted	1
2	1212747	(000000–) Channel Wldt, Bumper, Ballast	1
3	16930	(000000–) Screw, Hex, M10 X 1.50 X 50, 8.8	4
4	32492	(000000–) Washer, Flat, 0.38, Std	4
5	09010	(000000–) Screw, Hex, M8 X 1.25 X 25, Ss	4
6	1052962	(000000–) Wheel, 05.0d 2.00w 0.75b, Gray, W/ Bshg	6
7	1206367	(000000–) Pin, Hitch, .750d X 7.00l, PI	2
8	1017218	(000000–) Washer, flat, 0.32B 1.00D .12, Ss	4

Fig. 47 – Fuel Cell Group (013000-)

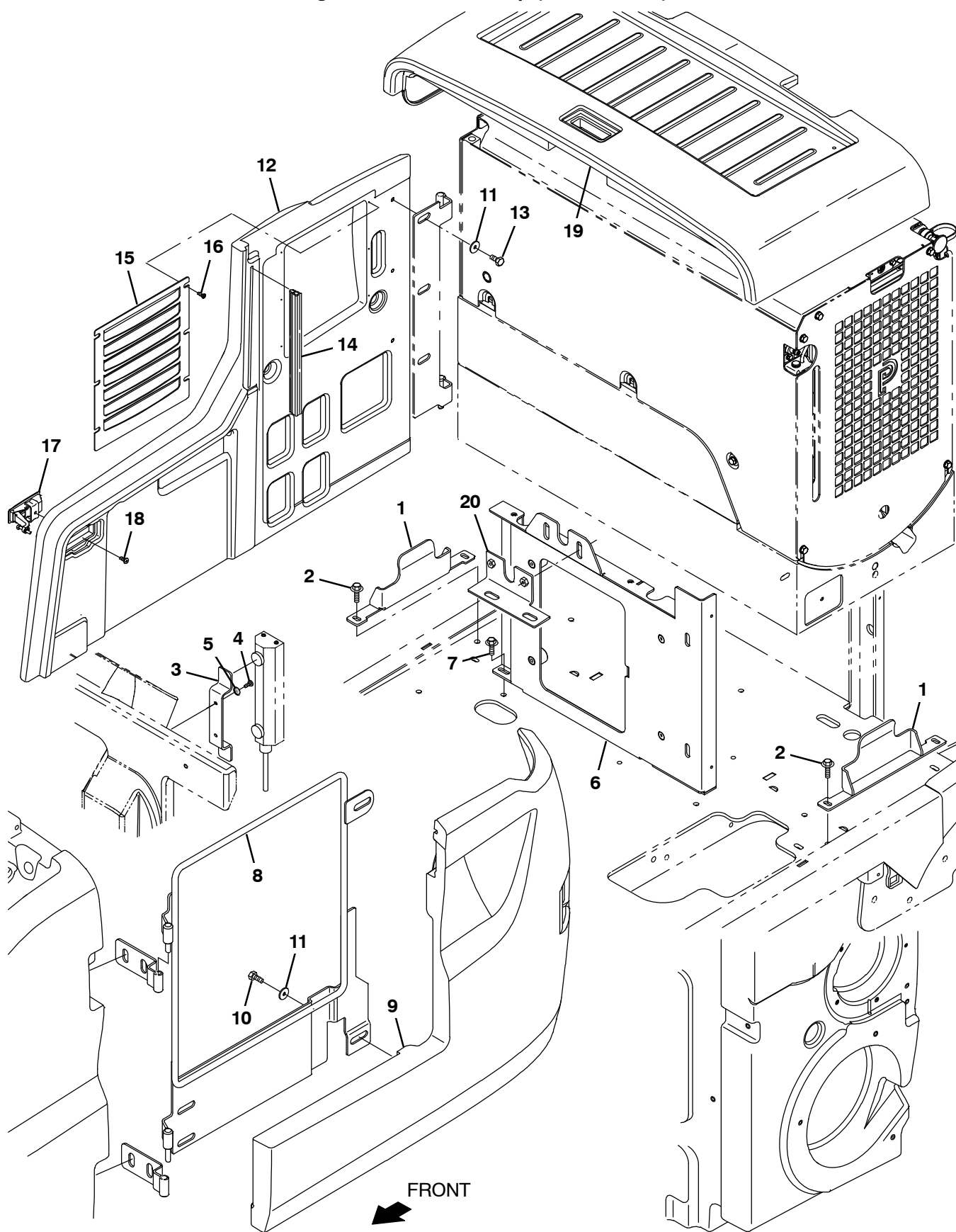


Fig. 47 - Fuel Cell Group (013000-)

Ref.	Part No.	Serial Number	Description	Qty.
1	1240010	(013000-) Bracket, Cell, Fuel	2
2	1037354	(013000-) Screw, Hex, M8 X 1.25 X 30, 9.8, Sems	4
3	1238895	(013000-) Bracket, Controller [Pendant]	1
4	382320	(013000-) Screw, Pan, Phl, 12-16 X 0.50, F/ Plstc	2
5	1069322	(013000-) Washer, Flat, 0.25, Sae, Blk	2
6	1238731	(013000-) Bracket Wldt, Sppt, Seat	1
7	1037346	(013000-) Screw, Hex, M8 X 1.25 X 25, 9.8, Sems	2
8	1238878	(013000-) Door, Frame	1
9	9018849	(013000-) Cover, Side, Lh, Fuel Cell, Afmkt [T/M17]	1
10	12273	(013000-) Screw, Hex, M8 X 1.25 X 20, NI, Ss	4
11	1017218	(013000-) Washer, Flat, 0.32b 1.00d .12, Ss	4
12	9018848	(013000-) Cover, Side, Rh, Fuel Cell, Afmkt [T/M17]	1
13	49826	(013000-) Screw, Hex, M8 X 1.25 X 16, NI, Ss	3
14	1011882	(013000-) Seal, Bulb, Str, Snap-In, Epdm, Bulk	1
15	1238175	(013000-) Panel, Louvered, Rh	1
16	360973	(013000-) Screw, Pan, Phl, 12-16 X 0.50, F/ Plstc	6
17	398806	(013000-) Latch	1
18	06934	(013000-) Screw, Pan, Phl, M5 X 0.80 X 20, 4.8	1
19	9018980	(013000-) Cover, Battery, Fuel Cell, Afmkt [T/M17]	1
19	9018983	(013000-) Cover, Battery, Fuel Cell, Ohg [T/M17]	1
20	1238671	(013000-) Bracket Wldt, Mtg, Ohg	1

Fig. 48 - Pressure Washer Wand and Cover Group (013000-)

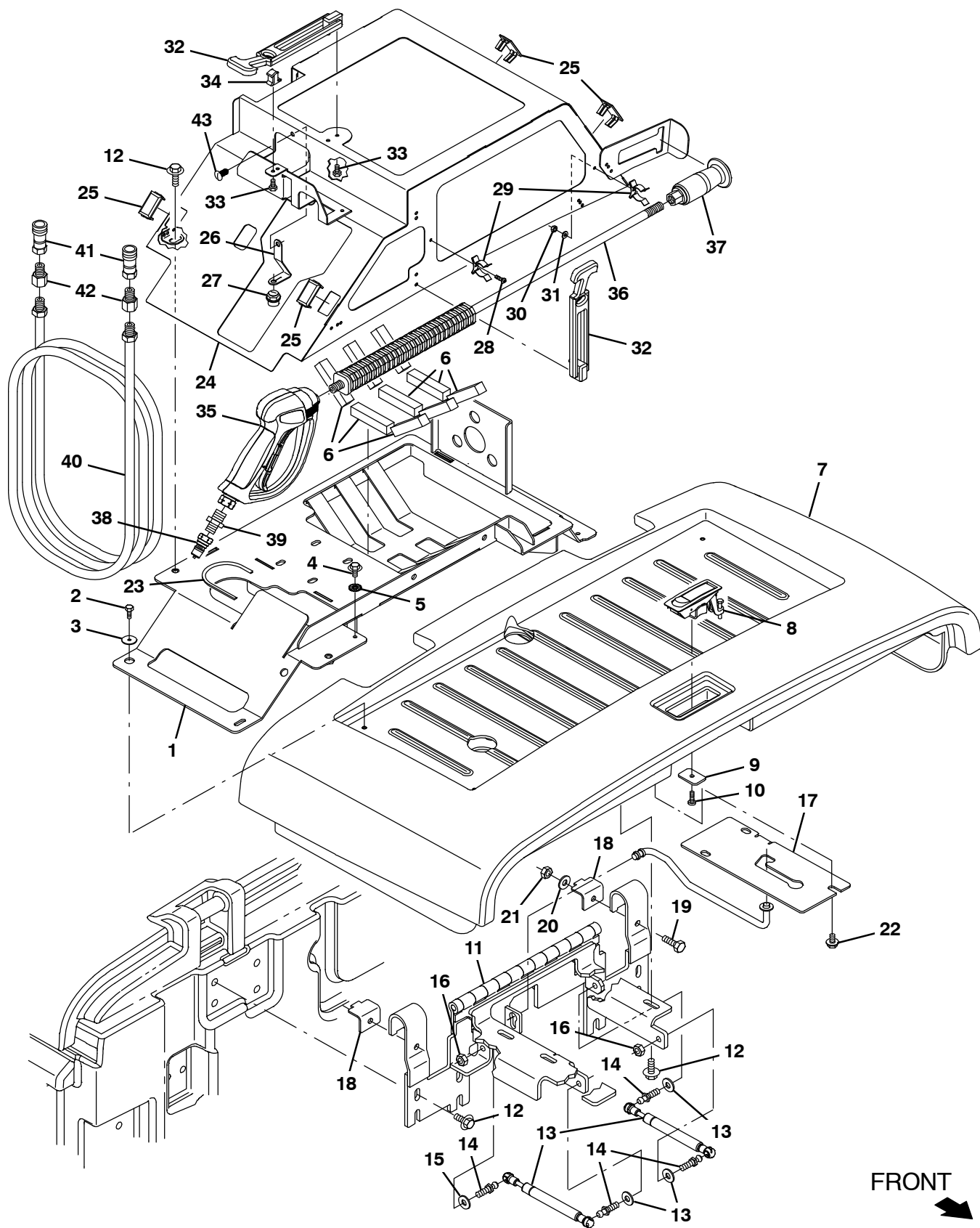


Fig. 48 – Pressure Washer Wand and Cover Group (013000–)

Ref.	Part No.	Serial Number	Description	Qty.	
1	9018850	(013000–)	Brkt Kit, Press Wash, Afmkt [T/M17]	1	
2	12312	(013000–)	Screw, Hex, M5 X 0.80 X 12, 8.8	4	
3	397779	(013000–)	Washer, Flat, 0.28b 1.00d .06, Stl, Blk	1	
4	222158	(013000–)	Screw, Hex, M6 X 1.00 X 10, Fmg	1	
5	41140	(013000–)	Washer, Lock, Int–Ext, 0.25	1	
6	1239531	(013000–)	Seal, Rbr, Clsd, 0.63, 0.63, 3.0l	1	
7	9018979	(013000–)	Cover, Battery, Pw, Dv, Na [T/M17]	1	
7	9018981	(013000–)	Cover, Battery, Pw, Dv, Ohg [T/M17]	1	
8	398806	(013000–)	Latch	1	
9	1208748	(013000–)	Plate, Latch [T17]	1	
10	06935	(013000–)	Screw, Pan, Phl, M5 X 0.80 X 25, 4.8	1	
11	1225700	(013000–)	Hinge Wldt, Cover, Battery	1	
12	1020341	(013000–)	Screw, Hex, M8 X 1.25 X 20, Ss, Sems	12	
13	1245866	(013000–)	Gasspring, 90lb, 3.15strk	2	
14	1241509	(013000–)	Stud, Ball, 10mm Ball, M8x1.25	4	
15	32491	(013000–)	Washer, Flat, 0.31, Std	4	
16	08713	(013000–)	Nut, Hex, Lock, M8 X 1.25, NI, Ss	4	
17	1225704	(013000–)	Plate, Mtg, Cover	1	
18	1207130	(013000–)	Bracket, Retain, Hinge, Cover	2	
19	09010	(013000–)	Screw, Hex, M8 X 1.25 X 25, Ss	2	
20	01685	(013000–)	Washer, Flat, 0.38b 0.88d .08, Ss	2	
21	08713	(013000–)	Nut, Hex, Lock, M8 X 1.25, NI, Ss	2	
22	1040467	(013000–)	Screw, hex, M6 X 1.00 X20, 9.8, Sems	3	
23	1020168	(013000–)	Molding, Afmkt, Trim, Pvc, .08 .11, 01 Ft	1	
24	9018847	(013000–)	Cover Kit, Press Wash, Afmkt [T/M17]	1	
25	57772	(013000–)	Plug, Hole, Rt, 1.45 X 0.83, Blk Nyl	4	
▽	9018841	(013000–)	Plug Kit, Press Wash, Pump, Afmkt[T/M17]	1	
▲	26	1243644	(013000–)	Strap, Plug	1
▲	27	1243645	(013000–)	Plug, Oil	1
28	06927	(013000–)	Screw, Pan, Phl, M4 X 0.70 X 16, 4.8	2	
29	23446	(013000–)	Clip, Grip, Finger, 0.31–0.75d, Nk Pl	2	
30	02850	(013000–)	Nut, Hex, Lock, M4 X 0.70, NI	2	
31	41579	(013000–)	Washer, Flat, 08, Ss	2	
32	1244570	(013000–)	Latch, Draw	1	
33	09244	(013000–)	Screw, Hex, M5 X 0.80 X 16, 8.8	3	
34	1244906	(013000–)	Keeper, Latch, Draw	1	
▽	9018842	(013000–)	Wand Kit, Press Wash, Afmkt [T/M17]	1	
▲	35	1039042	(013000–)	Handle, Gun, Trigger	1
▲	36	1039044	(013000–)	Wand, Str, Ss, 28l	1
▲	37	1238513	(013000–)	Nozzle, Press Washer	1
▲	38	1042191	(013000–)	Fitting, Ss, Qdc, Mal	1
▲	39	1044428	(013000–)	Fitting, Brs, Str, Pm04/Pm06 [Hp]	1
▽	9018844	(013000–)	Hose Kit, Press Wash, Afmkt [T/M17]	1	
▲	40	1039056	(013000–)	Hose, Rbr, 25ft	1
▲	41	1042051	(013000–)	Fitting, Ss, Qdc, Fem	2
▲	42	1259146	(013000–)	Fitting, Swivel, Str, Pf06/Pm04, Stl	2
43	21168	(013000–)	Plug, Hole, Rnd, 0.25h 0.8l, Brb, Nyl	1	

Fig. 49 – Pressure Washer Solution Supply Group (013000-)

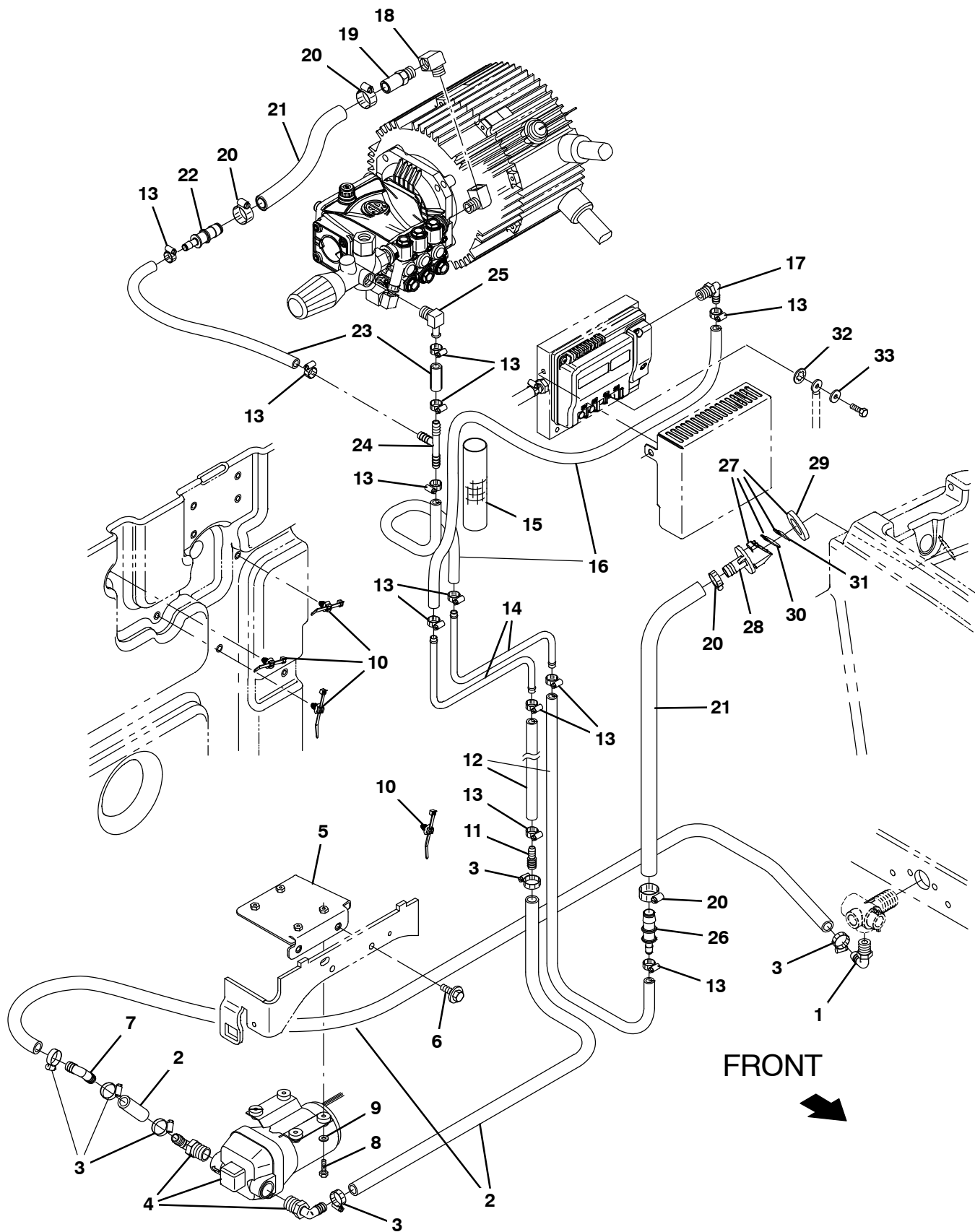


Fig. 49 - Pressure Washer Solution Supply Group (013000-)

Ref.	Part No.	Serial Number	Description	Qty.	
1	64778	(013000-) Fitting, Plstc, E90, Bm08/Pm06	1	
2	1011412	(013000-) Hose, Afmkt, Pvc, Brd, 0.50id, 08ft, Clr	1	
3	54333	(013000-) Clamp, Hose, Wormdrive, 0.31-0.88d, .31w	6	
4	1250867	(013000-) Pump, Soltn, Ele, 36vdc, 45psi	1	
5	1244427	(013000-) Plate Wldt, Pump	1	
6	1037346	(013000-) Screw, Hex, M8 X 1.25 X 25, 9.8, Sems	2	
7	63987-1	(013000-) Fitting, Plstc, E90, Bm08/Bm08	1	
8	12316	(013000-) Screw, Hex, M5 X 0.80 X 25, Ss	4	
9	01683	(013000-) Washer, Flat, 10, Ss	4	
10	1210807	(013000-) Wire, Tie [W/.25" Fir Tree Clip]	4	
11	222375	(013000-) Fitting, Plstc, Str, Bm06/Bm08	1	
12	1014976	(013000-) Hose, Afmkt, Pvc, Brd, 0.38id, 12ft, Clr	1	
13	43844	(013000-) Clamp, Hose, Wormdrive, 0.25-0.62d, .31w	13	
14	1240293	(013000-) Tube, Water, Pressure Washer	2	
15	87677	(013000-) Sleeve, Nyl, 1.22id 20.0l	1	
16	1014976	(013000-) Hose, Afmkt, Pvc, Brd, 0.38id, 08ft, Clr	1	
17	150412	(013000-) Fitting, Plstc, E90, Bm06/Pm06	1	
18	24584	(013000-) Fitting, Brs, E90, Pf06/Pm06, Spcl	2	
19	1242000	(013000-) Valve, Pop-Off, 3500 Psi	1	
20	63810	(013000-) Clamp, Hose, Wormdrive, 0.56-1.06d, .56w	4	
21	1015026	(013000-) Hose, Afmkt, Pvc, Brd, 0.62id, 03ft, Clr	1	
22	1243167	(013000-) Fitting, Plstc, Str, Bm06/Bm10	1	
23	1014974	(013000-) Hose, Afmkt, Pvc, Brd, 0.38id, 02ft, Clr	1	
24	87173	(013000-) Fitting, Plstc, Tee, Bm06/Bm06/Bm06	1	
25	1060128	(013000-) Fitting, Brs, E90, Bm06/Pmo6, Short	1	
26	1243167	(013000-) Fitting, Brs, Str, Bm06/Pf08	1	
▽	27	9014338	(013000-) Valve Kit, Check, Es [T17]	1
▲	28	78840	(013000-) Valve, Check, Pump, Water	1
▲	29	73342	(013000-) Gasket, .25 1.88d 1.0id [Poron]	1
▲	30	78841	(013000-) Flapper, Valve, Pump, Water	1
▲	31	1217187	(013000-) Flap, Restrictor, Check Valve	1
	32	07515	(013000-) Washer, Lock, Int, 0.25, Ss	4
	33	32483	(013000-) Washer, Flat, 0.25, Sae	4

Fig. 50 – Pressure Washer Motor and Pump Group (013000-)

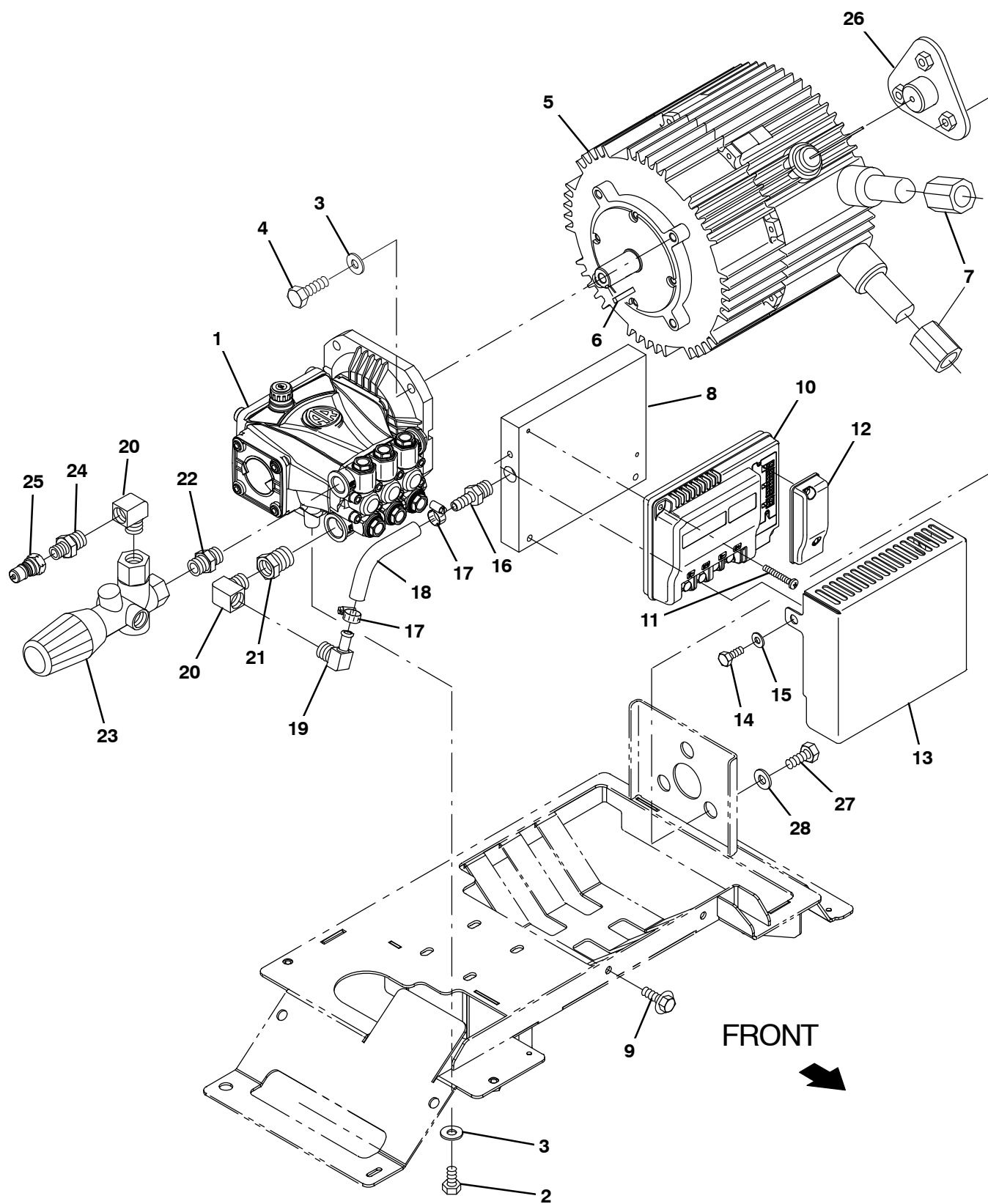
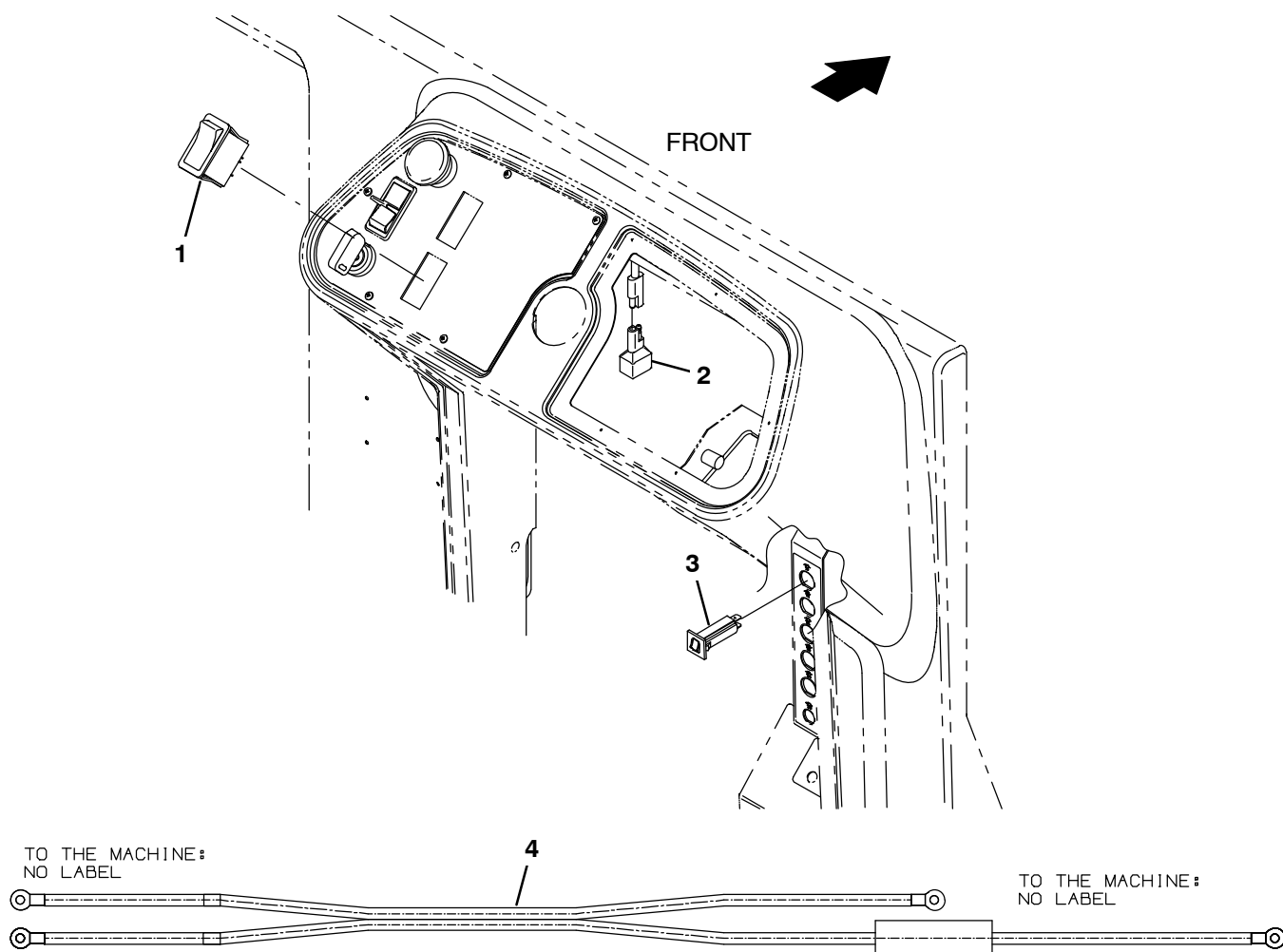


Fig. 50 - Pressure Washer Motor and Pump Group (013000-)

Ref.	Part No.	Serial Number	Description	Qty.
1	1236318	(013000-) Pump, Pressure Washer	1
2	16735	(013000-) Screw, Hex, M8 X 1.25 X 16, 8.8	4
3	32491	(013000-) Washer, Flat, 0.31, Std	8
4	21198	(013000-) Screw, Hex, .38-16 X 1.25, G5	4
5	1239141	(013000-) Motor, Ele, 24-72vdc 3400rpm 6.71hp	1
6	00912	(013000-) Key, Sq, 0.19 X 0.19, 1.00l	1
7	1052126	(013000-) Inductor, 12.7mmid [156 Imp At 25mhz]	2
8	1241608	(013000-) Block, Cooling, Press Wash	1
9	1020341	(013000-) Screw, Hex, M8 X 1.25 X 20, Ss, Sems	2
10	1238746	(013000-) Controller, Propel [36vdc,200a, I-Drive]	1
11	06938	(013000-) Screw, Pan, Phl, M5 X 0.80 X 40, 4.8	2
12	1241005	(013000-) Cover Assy, I-Drive	1
13	1239673	(013000-) Cover, Wash, Press [I-Drive]	1
14	06942	(013000-) Screw, Hex, M6 X 1.00 X 16, 8.8	2
15	32483	(013000-) Washer, Flat, 0.25, Sae	2
16	150538	(013000-) Fitting, Plstc, Str, Bm06/Pm06	1
17	43844	(013000-) Clamp, Hose, Wormdrive, 0.25-0.62d, .31w	10
18	1014971	(013000-) Hose, Afmkt, Pvc, Brd, 0.38ld, 01ft, Clr	1
19	1060128	(013000-) Fitting, Brs, E90, Bm06/Pmo6, Short	1
20	24584	(013000-) Fitting, Brs, E90, Pf06/Pm06, Spcl	2
21	47167	(013000-) Fitting, Brs, Str, Pf06/Pm08	1
22	1224331	(013000-) Fitting, Brs, Str, Pm06/Pm06	1
23	1239018	(013000-) Valve, Needle, [M17/T17]	1
24	1044428	(013000-) Fitting, Brs, Str, Pm04/Pm06 [Hp]	1
25	1042191	(013000-) Fitting, Ss, Qdc, Mal	1
26	1247646	(013000-) Bracket Wldt, Sppt, Motor	1
27	09028	(013000-) Screw, Hex, M10 X 1.50 X 25, Ss	3
28	36996	(013000-) Washer, Flat, 0.41B 1.50D .19, Stl, Pl	3

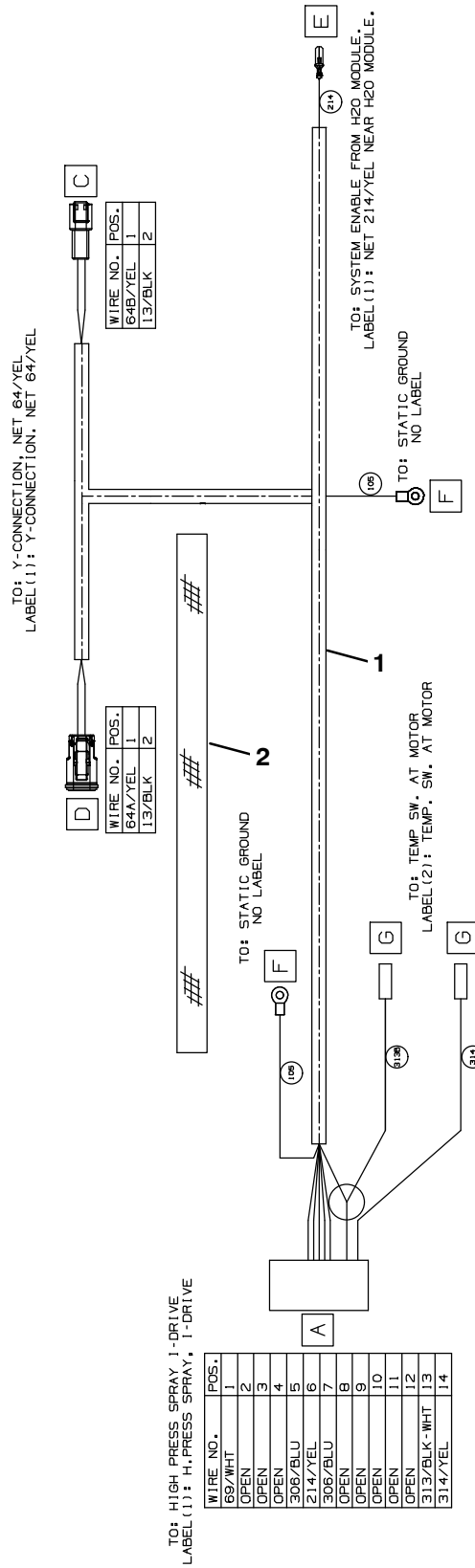
Fig. 51 - Pressure Washer Electrical Group (013000-)



356874 - T17

Ref.	Part No.	Serial Number	Description	Qty.
1	398500	(013000-)	Switch, Rocker, Dpdt, On / None / On	1
2	1056982	(013000-)	Diode, Ele, Plug	1
3	1064188	(013000-)	Circuitbreaker, 15.0a, Resetable	1
▽	4	1076436	Cable Assy, 04ga, Fuse [Press Wash, M17]	1
▲	1248572	(011000-)	Fuse, 100A, 58Vdc	1

Fig. 52 – Pressure Washer Electrical Wire Harness Group (013000–)



356875 – T17

Ref.	Part No.	Serial Number	Description	Qty.
1	1076449	(013000–)	Harness, Ele [Pressure Washer, M17/T17]	1
2	87677	(013000–)	Sleeve, Nyl, 1.22id 20.0l	1

Fig. 53 - Dry Vacuum Wand Group (014000-)

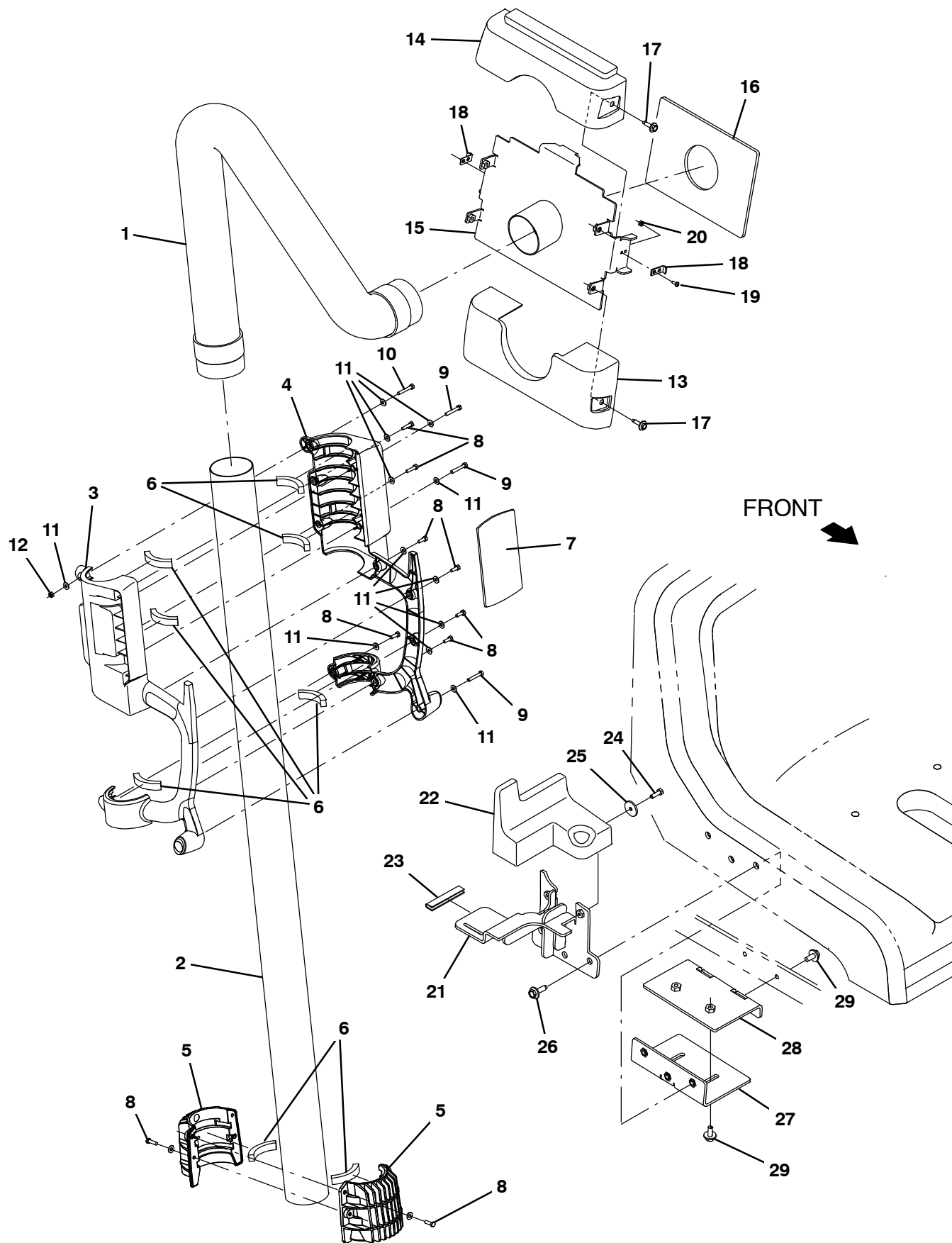


Fig. 53 – Dry Vacuum Wand Group (014000–)

Ref.	Part No.	Serial Number	Description	Qty.
▽	9020698	(014000–)	Wand Assy Kit, Vacuum, hose	1
▲	1 1219065	(014000–)	Hose, Vacuum, 3.00id X 132l, 2 Cuff	1
▲▽	1250357	(014000–)	Wand Assy, Vacuum Dry	1
▲▲	2 1243787	(014000–)	Tube, 3.0d, 2.9b, 56.3l	1
▲▲	3 1243710	(014000–)	Handle, Wand, Dry Vac, Rh	1
▲▲	4 1243711	(014000–)	Handle, Wand, Dry Vac, Lh	1
▲▲	5 1244571	(014000–)	Nozzle, Wand, Inlet	2
▲▲	6 1247624	(014000–)	Seal, Epdm, .38, .50w 2.65l, Adh	8
▲▲	7 1248099	(014000–)	Pad, Rest	1
▲▲	8 1247164	(014000–)	Screw, Hex, M5 X 0.80 X 16, NI, Ss	11
▲▲	9 1247165	(014000–)	Screw, Hex, M5 X 0.80 X 30, NI, Ss	3
▲▲	10 09252	(014000–)	Screw, Hex, M5 X 0.80 X 20, 8.8	1
▲▲	11 01683	(014000–)	Washer, Flat, 10, Ss	16
▲▲	12 09739	(014000–)	Nut, Hex, Lock, M5 X 0.80, NI, Ss	1
	13 1225192	(014000–)	Cover, Inlet, Wand, Vac (M17,Trimmed)	1
	14 1225566	(014000–)	Cover, Inlet, Wand, Vac [M17,Trimmed]	1
	15 1222526	(014000–)	Tube Wldt, Wand, Vacuum	1
	16 1225479	(014000–)	Gasket, Hose	1
	17 1036892	(014000–)	Screw, Hex, M6 X 1.00 X 25, 9.8, Sems	2
	18 1226647	(014000–)	Bracket, Mtg, Latch, Keeper	2
	19 09206	(014000–)	Screw, Hex, M4 X 0.70 X 12, 8.8	4
	20 02850	(014000–)	Nut, Hex, Lock, M4 X 0.70, NI	4
	21 1227707	(014000–)	Bracket Wldt, Sppt, Wand, Vacuum	1
	22 1243783	(014000–)	Bracket, Sppt, Wand, Vac	1
	23 1046404	(014000–)	Molding, Afmkt, Trim, Pvc, .18 .31, 02ft	1
	24 12277	(014000–)	Screw, Hex, M6 X 1.00 X 20, NI, Ss	2
	25 386063	(014000–)	Washer, Flat, 0.25b 1.12d .12, Ss	2
	26 1037354	(014000–)	Screw, Hex, M8 X 1.25 X 30, 9.8, Sems	3
	27 1228978	(014000–)	Plate Wldt, Mtg	1
	28 1229338	(014000–)	Bracket Wldt, Adjmt	1
	29 1020341	(014000–)	Screw, Hex, M8 X 1.25 X 20, Ss, Sems	4

Fig. 54 – Dry Vacuum Rear Cover and Hinge Group (014000-)

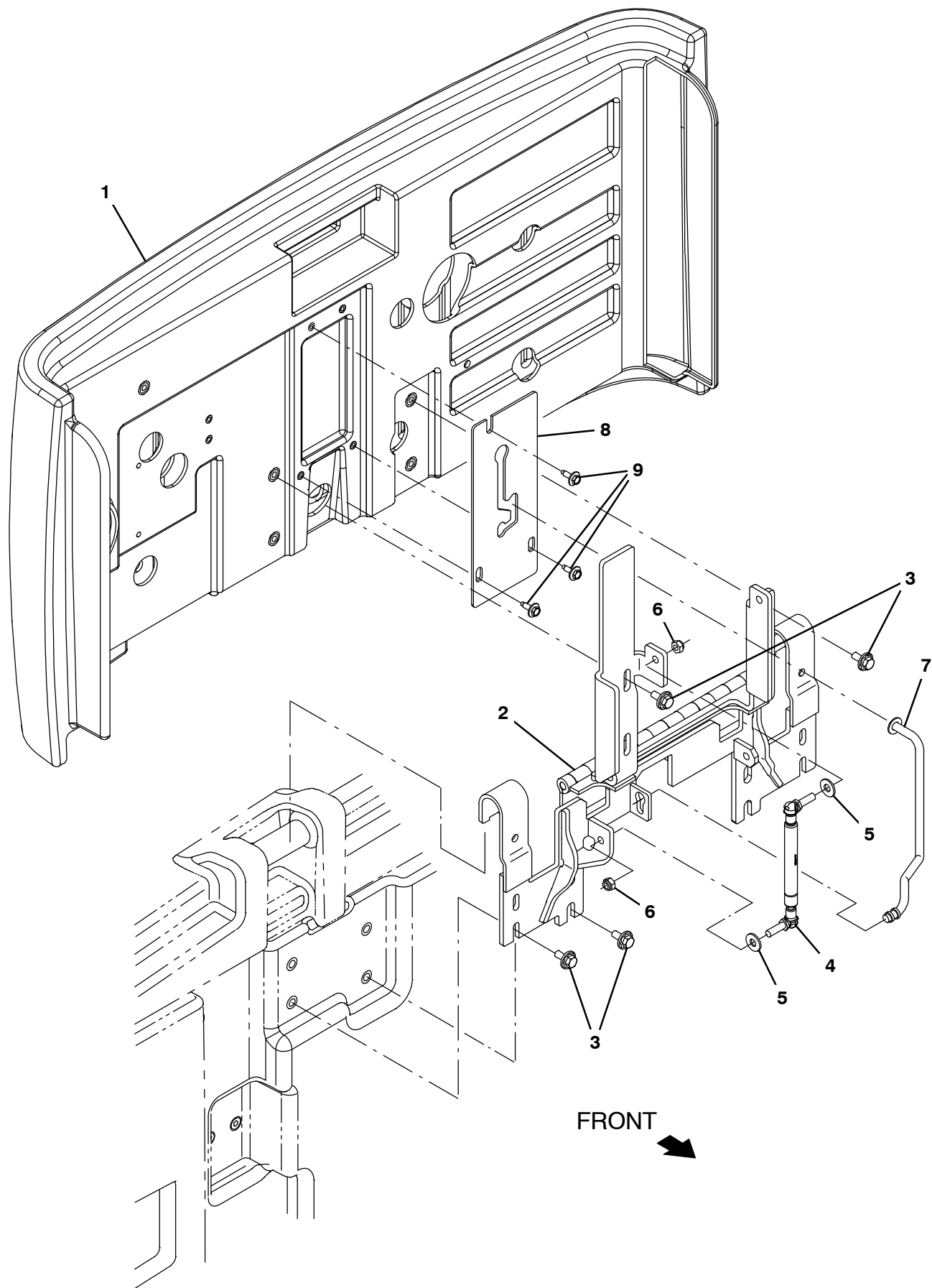


Fig. 54 – Dry Vacuum Rear Cover and Hinge Group (014000–)

Ref.	Part No.	Serial Number	Description	Qty.
1	1238324	(014000–)	Cover, Battery, Trimmed [Washer/Vac]	1
2	1225700	(014000–)	Hinge Wldt, Cover, Battery	1
3	1020341	(014000–)	Screw, Hex, M8 X 1.25 X 20, Ss, Sems	12
4	1241509	(014000–)	Stud, Ball, 10mm Ball, M8x1.25	1
5	32491	(014000–)	Washer, Flat, 0.31, Std	2
6	08713	(014000–)	Nut, Hex, Lock, M8 X 1.25, NI, Ss	2
7	1207145	(014000–)	Rod Wldt, Seat, Battery Cover [T17]	1
8	1225704	(014000–)	Plate, Mtg, Cover	1
9	1040467	(014000–)	Screw, Hex, M6 X 1.00 X 20, 9.8, Sems	3

Fig. 55 – Dry Vacuum Fan and Housing Group (014000-)

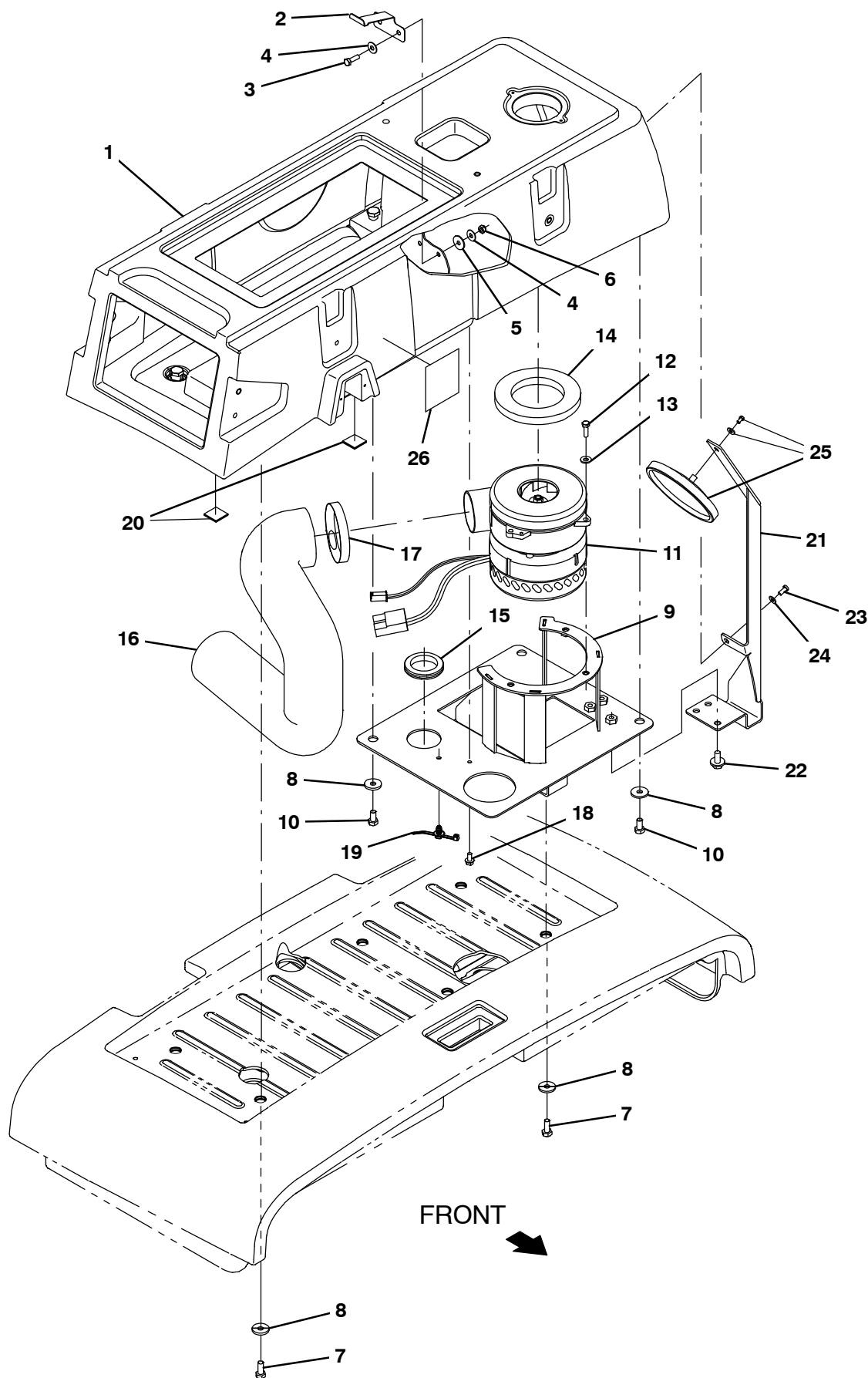


Fig. 55 – Dry Vacuum Fan and Housing Group (014000–)

Ref.	Part No.	Serial Number	Description	Qty.
1	1222504	(014000–)	Box, Wand, Vac (Trimmed)	1
2	1244957	(014000–)	Plate, Spring	1
3	08716	(014000–)	Screw, Hex, M6 X 1.00 X 20, Ss	2
4	01684	(014000–)	Washer, Flat, 0.27b 0.69d .05, Ss	4
5	78785	(014000–)	Washer, Flat, 0.25b 0.88d .06, Neo	2
6	08712	(014000–)	Nut, Hex, Lock, M6 X 1.00, NI, Ss	2
7	12273	(014000–)	Screw, Hex, M8 X 1.25 X 20, NI, Ss	6
8	1017218	(014000–)	Washer, Flat, 0.32b 1.00d .12, Ss	9
9	1224229	(014000–)	Bracket Wldt, Fan	1
10	49826	(014000–)	Screw, Hex, M8 X 1.25 X 16, NI, Ss	3
11	1218331	(014000–)	Fan, Vacuum, 5.7d, 036vdc, 1 Stage	1
12	06943	(014000–)	Screw, Hex, M6 X 1.00 X 20, 8.8	3
13	32483	(014000–)	Washer, Flat, 0.25, Sae	3
14	1225482	(014000–)	Gasket, .50, 3.94id 5.08od, Adh [Poron]	1
15	54345	(014000–)	Grommet, Rbr, 1.62id, F/1.9h, .13 Matl	1
16	1218173	(014000–)	Muffler, Vacfan, 2.50 Id X 25.0 Oal	1
17	43555	(014000–)	Clamp, Hose, Wormdrive, 2.62–3.50d	1
18	74455	(014000–)	Screw, Hex, M6 X 1.00 X 12, Fmg	1
19	1210807	(014000–)	Wire, Tie [W/.25" Fir Tree Clip]	1
20	55248	(014000–)	Mount, Cable Tie	2
21	1245600	(014000–)	Bracket, Mirror	1
22	1020341	(014000–)	Screw, Hex, M8 X 1.25 X 20, Ss, Sems	3
23	360973	(014000–)	Screw, Pan, Phl, 12–16 X 0.50, F/ Plstc	1
24	01683	(014000–)	Washer, Flat, 10, Ss	1
25	1050295	(014000–)	Mirror, Convex, 5.00 D, Rnd	1
26	1245646	(014000–)	Label, Instructional, Dry Vac	1

Fig. 56 – Dry Vacuum Debris Tray and Filter Group (014000-)

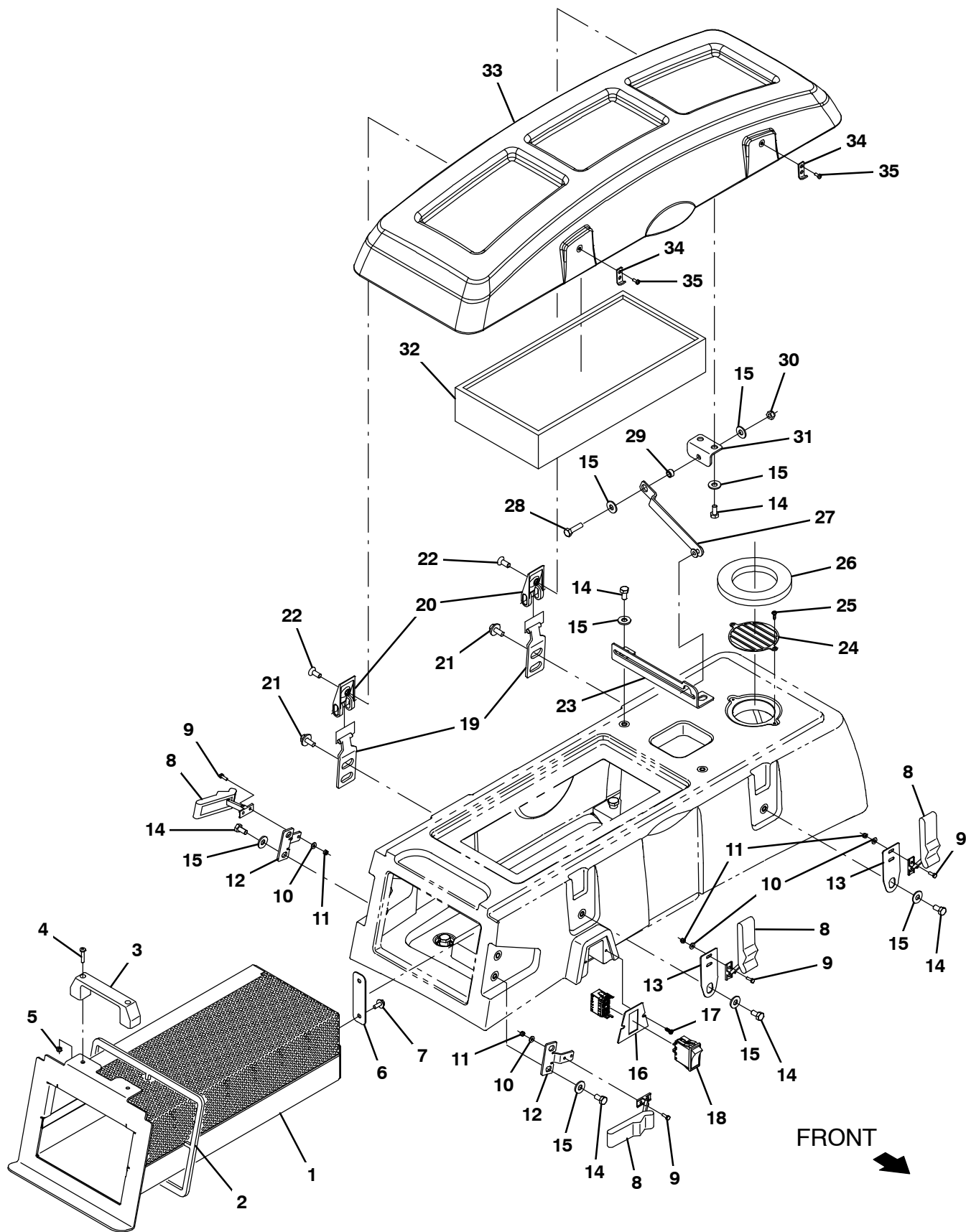


Fig. 56 – Dry Vacuum Debris Tray and Filter Group (014000–)

Ref.	Part No.	Serial Number	Description	Qty.
1	1222501	(014000–)	Tray Wldt, Wand, Debris	1
2	1219060	(014000–)	Gasket, Inlet, Vac Wand	1
3	1023920	(014000–)	Handle, Door	1
4	06935	(014000–)	Screw, Pan, Phl, M5 X 0.80 X 25, 4.8	2
5	06945	(014000–)	Screw, Hex, M6 X 1.00 X 30, 8.8	2
6	1034731	(014000–)	Screw, Hex, M6 X 1.00 X 16, Sems, Ss	1
7	1244985	(014000–)	Plate, Contact	2
8	49800	(014000–)	Latch	4
9	09206	(014000–)	Screw, Hex, M4 X 0.70 X 12, 8.8	8
10	19065	(014000–)	Washer, Flat, 0.19b 0.44d .05, Pl, 08	8
11	02850	(014000–)	Nut, Hex, Lock, M4 X 0.70, NI	8
12	1225417	(014000–)	Brkt, Mtg, Latch	2
13	1225312	(014000–)	Plate, Mtg, Latch	2
14	49826	(014000–)	Screw, Hex, M8 X 1.25 X 16, NI, Ss	10
15	01685	(014000–)	Washer, Flat, 0.38b 0.88d .08, Ss	12
16	1225331	(014000–)	Plate, Mtg, Switch	1
17	49162	(014000–)	Screw, Pan, Phl, 08–16 X 0.50, F/ Plstc	2
18	397889	(014000–)	Switch, Rocker, Dpst, On / None / On	1
19	1225182	(014000–)	Hinge Wldt, Cover	2
20	1050554	(014000–)	Hinge, Leaf [T7, 5680/5700]	2
21	1020341	(014000–)	Screw, Hex, M8 X 1.25 X 20, Ss, Sems	4
22	222463	(014000–)	Screw, Flt, Soc, M8 X 1.25 X 20, Al, Blk	2
23	1225397	(014000–)	Angle, Rtng	1
24	1225415	(014000–)	Guard, Fan	1
25	49162	(014000–)	Screw, Pan, Phl, 08–16 X 0.50, F/ Plstc	2
26	1225482	(014000–)	Gasket, .50, 3.94id 5.08od, Adh [Poron]	1
27	1224634	(014000–)	Bracket Wldt, Hinge	1
28	09011	(014000–)	Screw, Hex, M8 X 1.25 X 30, Ss	1
29	222516	(014000–)	Sleeve, P/M, 0.32b 0.50d 0.3l [430ss]	1
30	08713	(014000–)	Nut, hex, lock, m8 X 1.25, nl, Ss	1
31	1225416	(014000–)	Brkt, Lanyard	1
32	1224140	(014000–)	Filter, Wand, Vac	1
33	1225078	(014000–)	Cover, Wand, Vac (Trimmed)	1
34	1226647	(014000–)	Bracket, Mtg, Latch, Keeper	2
35	1069315	(014000–)	Screw, Pan, Phl, M4 X 0.70 X 10, Blk	2

Fig. 57 - Dry Vacuum Nozzle Holder Group (014000-)

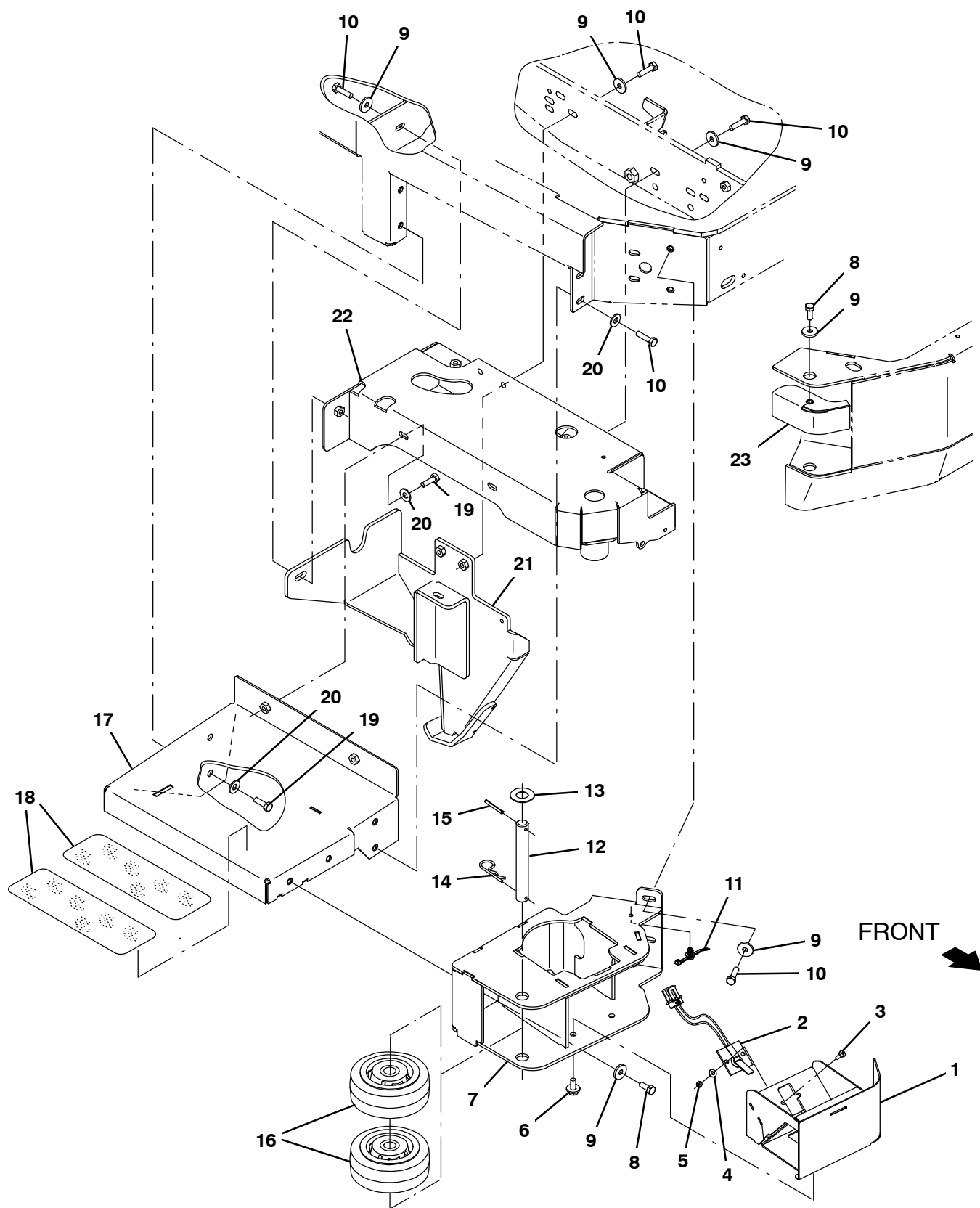


Fig. 57 – Dry Vacuum Nozzle Holder Group (014000–)

Ref.	Part No.	Serial Number	Description	Qty.
1	1249034	(014000–)	Bracket Wldt, Nozzle	1
2	1210673	(014000–)	Switch, Limit, N.C. [Cpi, Spst, 280 Mp]	1
3	24196	(014000–)	Screw, Pan, Phl, M5 X 0.80 X 20, Ss	2
4	01683	(014000–)	Washer, Flat, 10, Ss	2
5	06549	(014000–)	Nut, Hex, M5 X 0.80 X 16, 8.8	2
6	1020341	(014000–)	Screw, Hex, M8 X 1.25 X 20, Ss, Sems	4
7	1249017	(014000–)	Bracket Wldt, Roller	1
8	12273	(014000–)	Screw, Hex, M8 X 1.25 X 20, Ni, Ss	3
9	1017218	(014000–)	Washer, Flat, 0.32b 1.00d .12, Ss	10
10	09011	(014000–)	Screw, Hex, M8 X 1.25 X 30, Ss	9
11	1210807	(014000–)	Wire, Tie [W/.25" Fir Tree Clip]	1
12	1221283	(014000–)	Pin, .75d X 5.88l	1
13	49145	(014000–)	Washer, Flat, 0.76b 1.50d .06, Ss	1
14	02942	(014000–)	Pin, Hair, Cotter, 0.62d .120 Wir	1
15	23146	(014000–)	Pin, Roll, .187d X 1.62l, .187/.192	1
16	1052962	(014000–)	Wheel, 05.0d 2.00w 0.75b, Gray, W/ Bshg	2
17	1249038	(014000–)	Bracket Wldt, Step, Sba	1
18	1212248	(014000–)	Tread, Non-Skid-Step, 3.75w 8.5l, Sba	2
19	09010	(014000–)	Screw, Hex, M8 X 1.25 X 25, Ss	4
20	01685	(014000–)	Washer, Flat, 0.38b 0.88d .08, Ss	6
21	1225419	(014000–)	Bracket Wldt, Skid, Anti-Roll	1
22	1222170	(014000–)	Cover Wldt, Sba	1
23	1249205	(014000–)	Plate Wldt, Cover	1

Fig. 58 – Dry Vacuum Wire Harness Group (014000-)

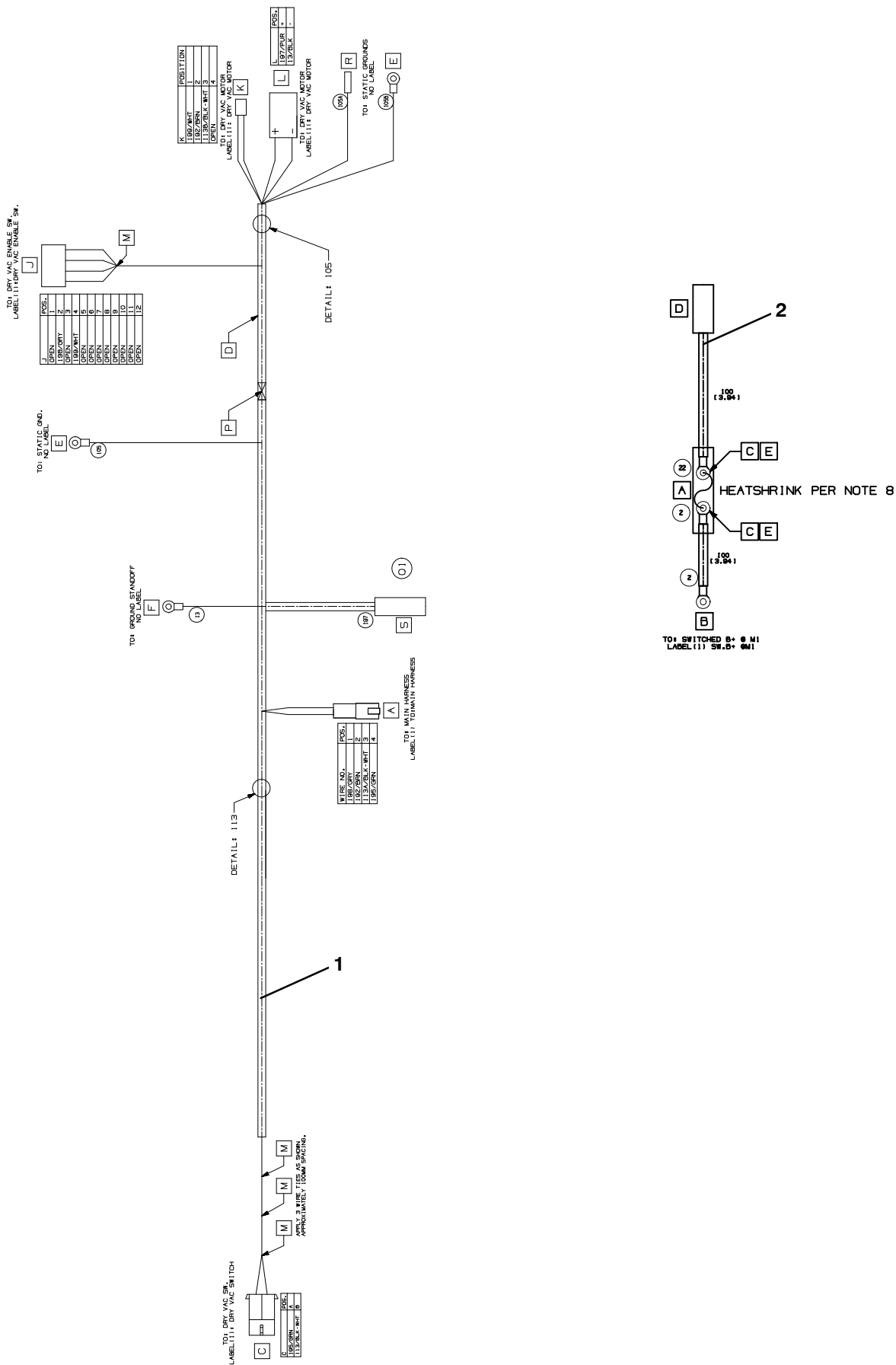


Fig. 58 – Dry Vacuum Wire Harness Group (014000–)

Ref.	Part No.	Serial Number	Description	Qty.
1	1076532	(014000–)	Harness, Ele [Dry Vac, M17/T17]	1
2	1076746	(014000–)	Harness, Ele, Fuse [Dry Vac, M17/T17]	1

Fig. 59 – Battery Quick Disconnect Group (013000-)

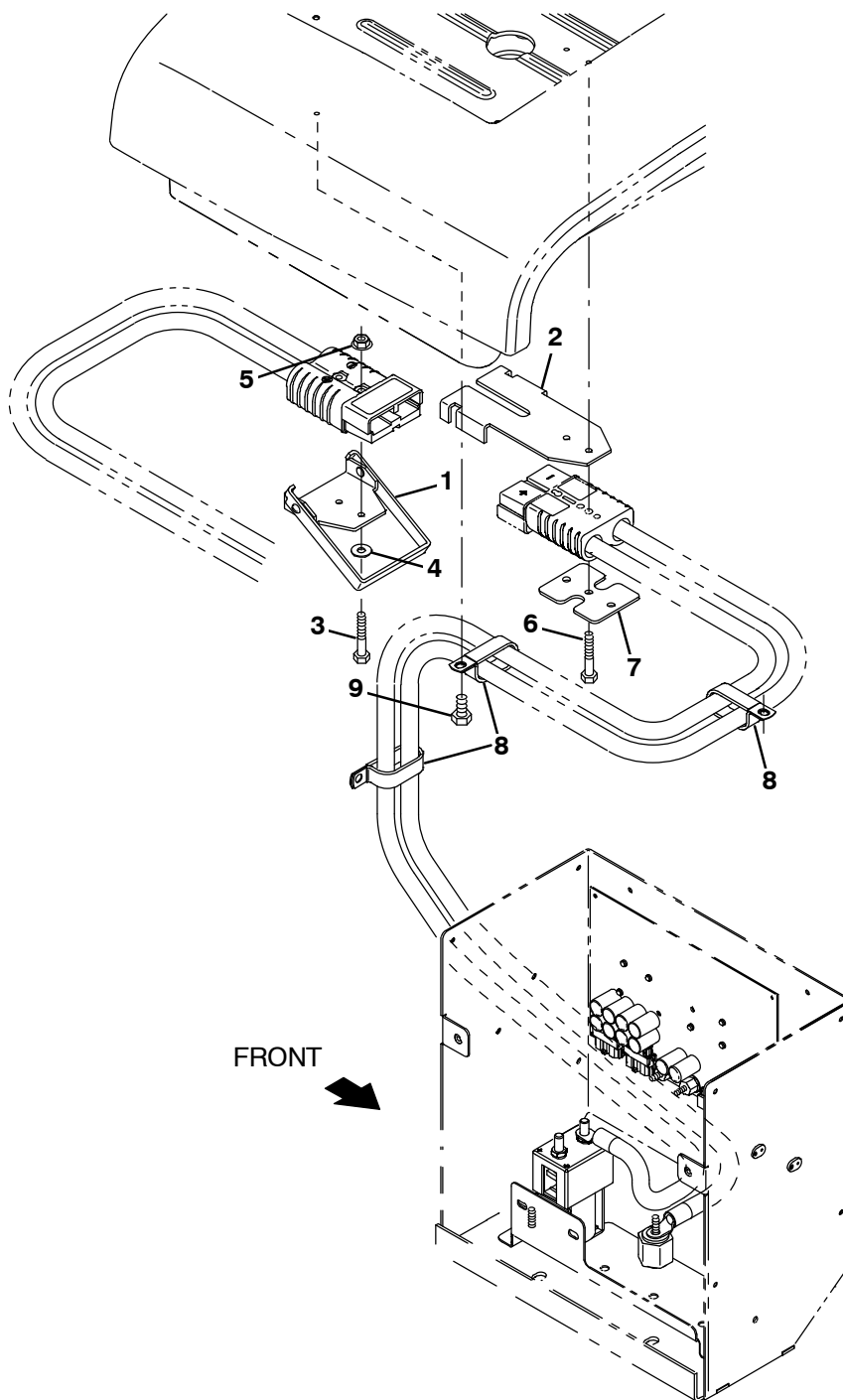
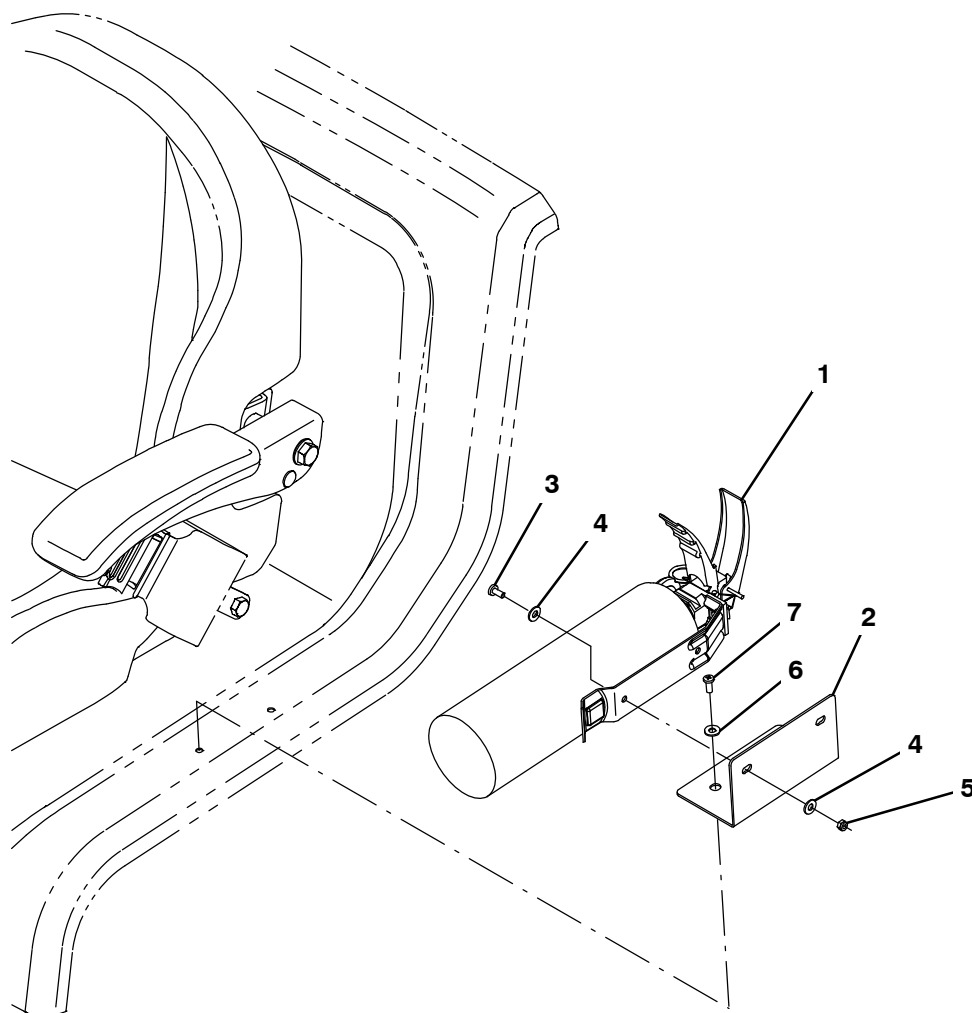


Fig. 59 - Battery Quick Disconnect Group (013000-)

	Ref.	Part No.	Serial Number	Description	Qty.
▽		9018832	(013000-) Parts Kit, Battery Qdc, CI [T17/M17]	1
▲	1	1238009	(013000-) Bracket, Mtg, Battery, Disconnect	1
▲	2	1238011	(013000-) Bracket, Mtg, Base, Battery, Disconnect	1
▲	3	33930	(013000-) Screw, Hex, M6 X 1.00 X 40, Ss	2
▲	4	32490	(013000-) Washer, Flat, 0.25, Std	2
▲	5	07790	(013000-) Nut, Hex, Flng, M6 X 1.00	2
▲	6	06948	(013000-) Screw, Hex, M6 X 1.00 X 45, 8.8	2
▲	7	1238390	(013000-) Plate, Mtg, Battery, Disconnect	1
▲	8	09570	(013000-) Clamp, Cable, Stl, 0.90D X 0.62W, 1 Hole	1
▲	9	49826	(013000-) Screw, Hex, M8 X 1.25 X 16, NI, Ss	3

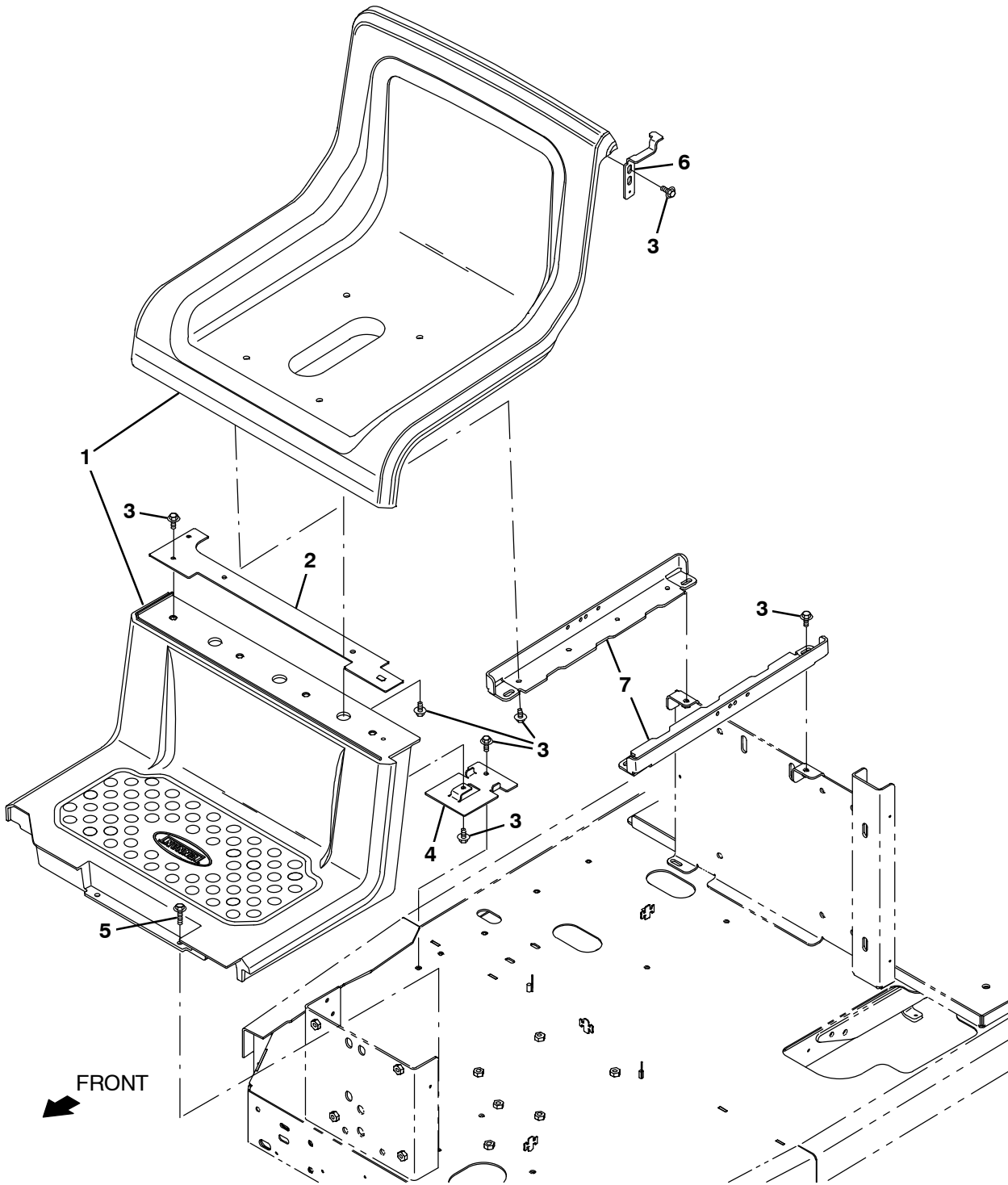
Fig. 60 – Fire Extinguisher Kit



356503

Ref.	Part No.	Serial Number	Description	Qty.
▽	9020139	(000000–) Parts Kit, Extinguisher, Fire, Ci	1
▲	1 25312	(000000–) Extinguisher, Fire, 2.5 Lb Dry	1
▲	2 1207986	(000000–) Bracket, Fire Extinguisher	1
▲	3 09738	(000000–) Screw, Hex, M5 X 0.80 X 12, Ss	2
▲	4 32483	(000000–) Washer, Flat, 0.25, Sae	4
▲	5 09739	(000000–) Nut, Hex, Lock, M5 X 0.80, NI, Ss	2
▲	6 140011	(000000–) Washer, Flat, 0.21b 0.45d .03, Ss	2
▲	7 360973	(000000–) Screw, Pan, Phl, 12–16 X 0.50, F/ Plstc	2

Fig. 61 – Extended Operation Station Group (013000–)



356876 – T17

Ref.	Part No.	Serial Number	Description	Qty.
1	1246365	(013000–)	Platform Set, Oprtr [T17/M17 Trim]	1
2	1239383	(013000–)	Plate Wldt, Mtg, Platform	1
3	1020341	(013000–)	Screw, Hex, M8 X 1.25 X 20, Ss, Sems	9
4	1205073	(013000–)	Plate, Mtg	1
5	1037355	(013000–)	Screw, Hex, M8 X 1.25 X 35, 9.8, Sems	2
6	1239393	(013000–)	Bracket, Latch	1
7	1239385	(013000–)	Angle, Sppt, Seat	2

Fig. 62 – Spotlight Kit, Blue

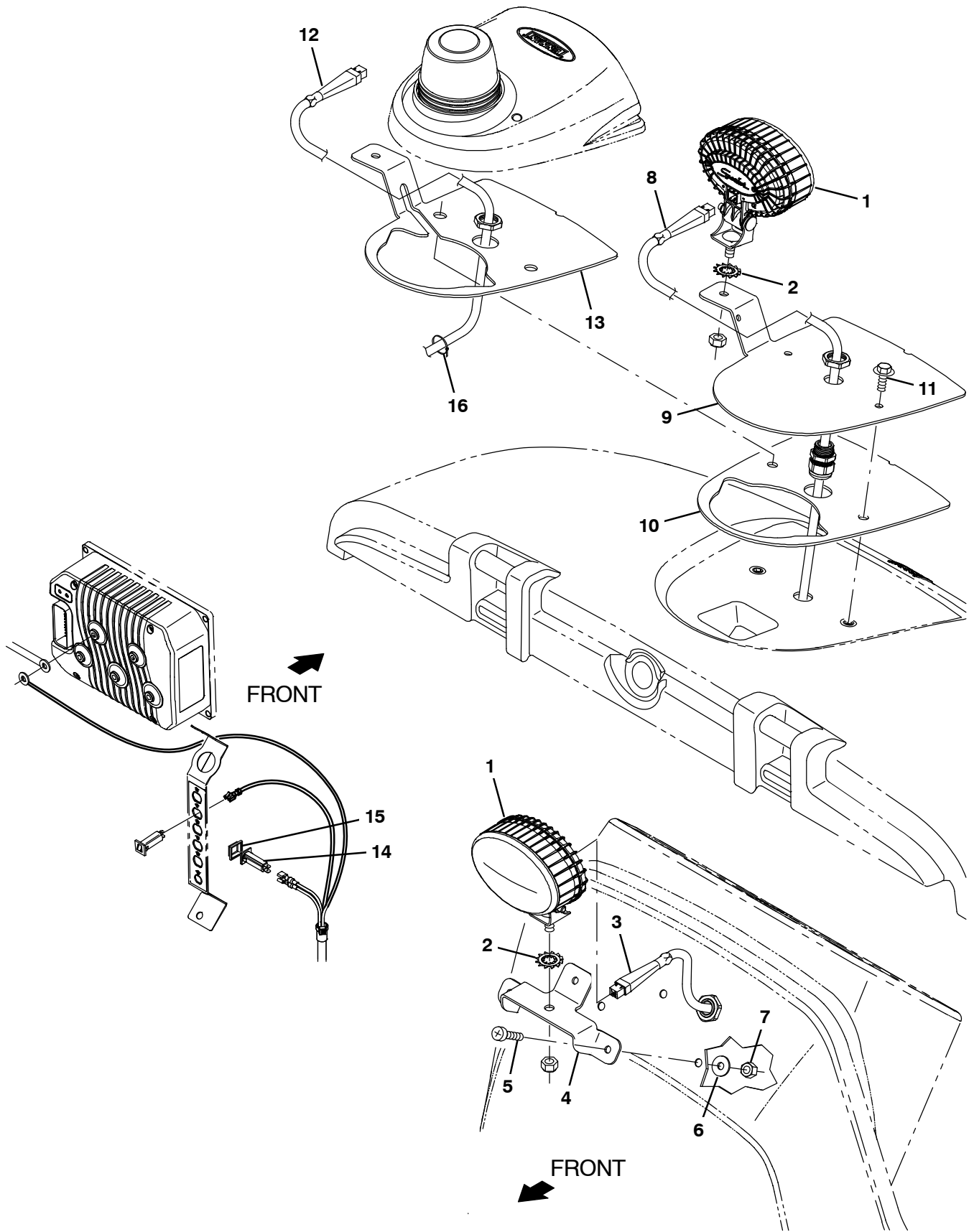


Fig. 62 - Spotlight Kit, Blue

	Ref.	Part No.	Serial Number	Description	Qty.
▽		9021203	(000000-) Spotlight Kit, Blue, Ci [M17/T17]	1
▲	1	1240687	(000000-) Light, Spot, Blue, Led	2
▲	2	41143	(000000-) Washer, Lock, Int-Ext, 0.50	2
▲	3	1254712	(000000-) Harness, Blu Spotlight	1
▲	4	1076808	(000000-) Brkt, Blu Spotlight	1
▲	5	1031665	(000000-) Screw, Pan, M8 X 1.25, Blk	3
▲	6	39890	(000000-) Washer, Flat, M8, Fendr	3
▲	7	08713	(000000-) Nut, Hex, Lock, M8 X 1.25, NI, Ss	3
▲▽	8	1257237	(000000-) Harness, Blu Spotlight, Rr, Ci	1
▲▲		1016029	(000000-) Fuse, Blade, 005A 32vdc [Atof]	1
▲	9	1076810	(000000-) Brkt, Blu Spotlight, Rr, Cover Mtg	1
▲	10	1063263	(000000-) Gasket, Base, Module	1
▲	11	1020341	(000000-) Screw, Hex, M8 X 1.25 X 20, Ss, Sems	2
▲▽	12	1256917	(000000-) Harness, Blu Spotlight, Rr Fi & Ci (Machine W/Strobe Light Option Only)	1
▲▲		1016029	(000000-) Fuse, Blade, 005A 32vdc [Atof] (Machine W/Strobe Light Option Only)	1
▲	13	1262447	(000000-) Brkt, Blu Spotlight, Rr, Cover Mtg (Machine W/Strobe Light Option Only)	1
▲	14	1064184	(000000-) Circuitbreaker, 02.5a, Resetable	1
▲	15	1064191	(000000-) Boot, Circuitbreaker	1
▲	16	763114	(000000-) Tie, Cable, 11.3l, 2.75d Max	10

Fig. 63 – Documentation Group (Online Only)

Ref.	Part No.	Serial Number	Description	Qty.
	9020160	(000000–)	Manual, Oprtr [T17 Ele, En, Na]	1
	9020161	(000000–)	Manual, Oprtr [T17 Ele, Es, Na]	1
	9020162	(000000–)	Manual, Oprtr [T17 Ele, Fr, Na]	1
	9020163	(000000–)	Manual, Oprtr [T17 Ele, Ptb]	1
	9020164	(000000–)	Manual, Oprtr [T17 Ele, Jp]	1
	9020165	(000000–)	Manual, Oprtr [T17 Ele, Cn]	1
	9020166	(000000–)	Manual, Parts [T17 Ele, En, Na/Int]	1
	9020167	(000000–)	Manual, Service Info [T17 Ele, En]	1
	9020146	(000000–)	Dvd, Operator [T17]	1
	9020305	(000000–)	Instr, Use&Care, Wallchart [T17]	1



To view, print, or download the latest Parts manual, other language Operator manuals, and Use and Care Guides (wall charts) visit:

www.tennantco.com/manual

SECTION 4

Contents	Page
Fig. 1 – ec-H2O Module Assembly Breakdown, 9020260	4-2
Fig. 2 – Accelerator and Brake Pedal Assembly Breakdown, 1209411	4-4
Fig. 3 – Metering Solution Pump Breakdown, 386364	4-5

Fig. 1 - ec-H2O Module Assembly Breakdown, 9020260

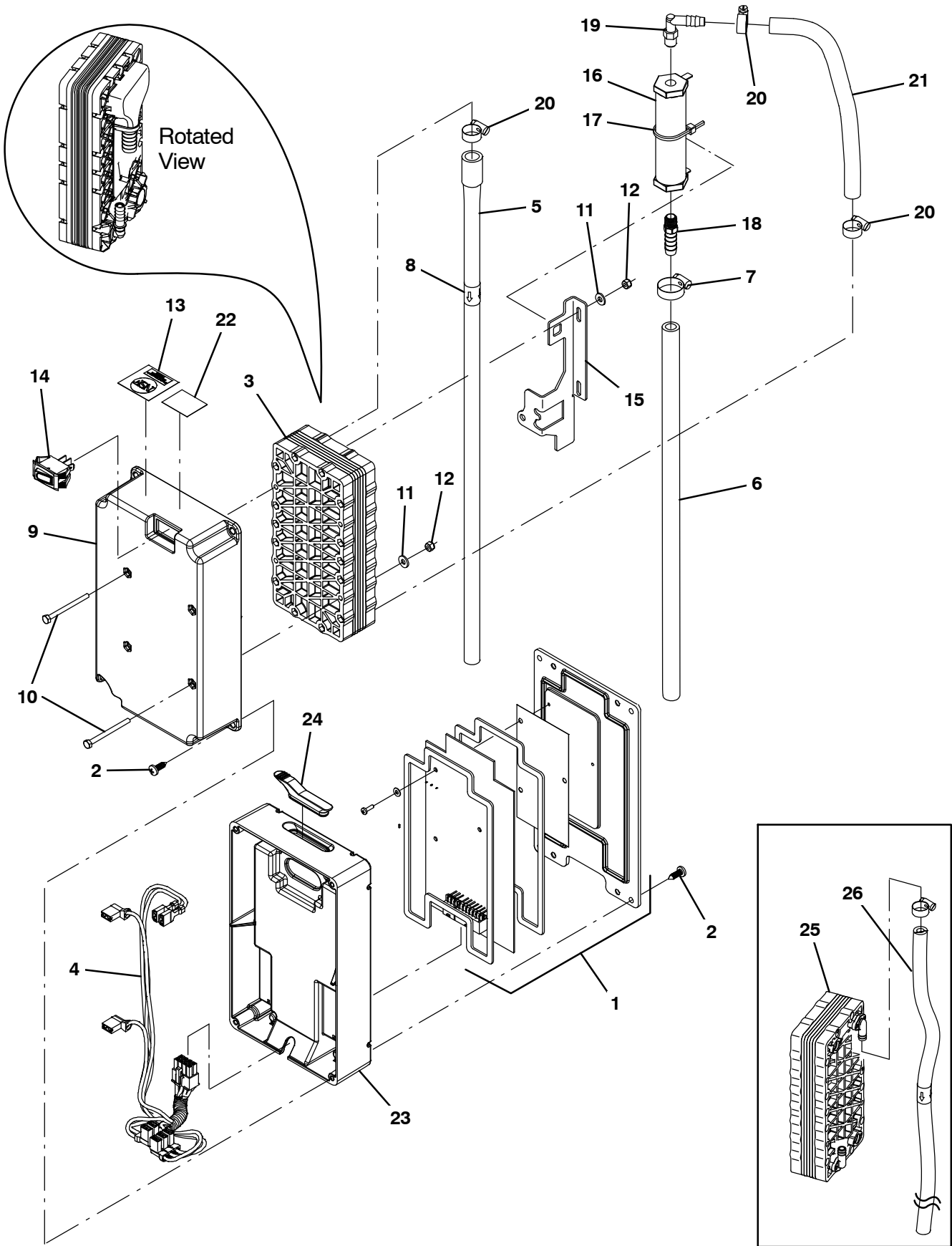
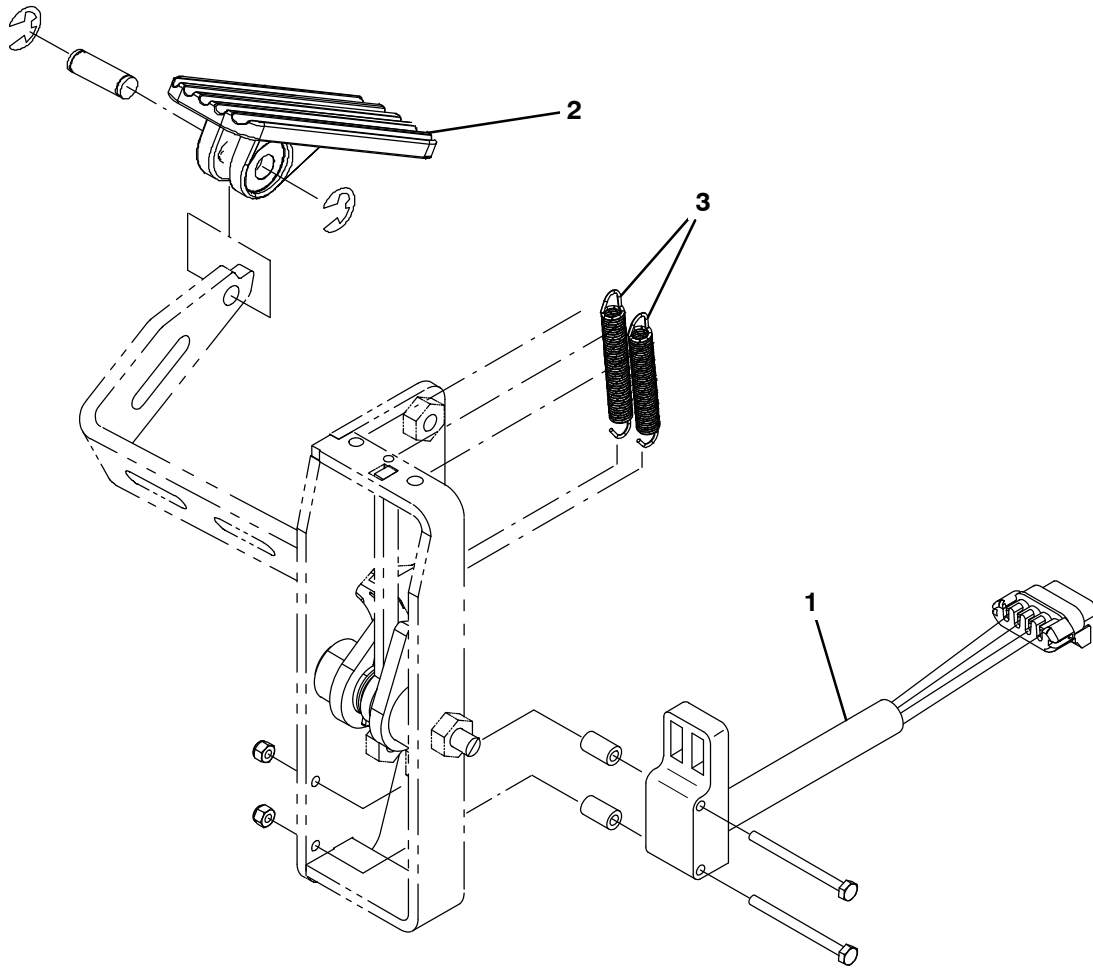


Fig. 1 - ec-H2O Module Assembly Breakdown, 9020260

Ref.	Part No.	Serial Number	Description	Qty.	
▽	9020260	(000000-) Ec-H2o Module Kit, Afmkt [T17]	1	
▲	1	9020261	(000000-) Circuit Board Kit, Ec-H2o, Afmkt [T17]	1
▲	2	1018155	(000000-) Screw, Pan, Phl, M5 X 0.80 X 16, Tcut,Ss	8
▲	3	1259255	(012205-) Electrode, 5 Plate [De Nora]	1
▲	4	1069708	(000000-) Harness, Ele, Ech2o [T12 Module]	1
▲	5	1243570	(012205-) Hose, Molded, Bm08/Bm05	1
▲	6	1014971	(000000-) Hose, Afmkt, Pvc, Brd, 01Ft, Clr	1
▲	7	54333	(000000-) Clamp, Hose, Wormdrive, 0.31-0.88d, .31w	1
▲	8	1049637	(000000-) Label, Direction [Ec-H2o]	1
▲	9	1051519	(000000-) Housing, Upper, Module, High Flow	1
▲	10	32509	(000000-) Screw, Hex, M4 X 0.70 X 50, Ss	4
▲	11	41579	(000000-) Washer, Flat, 08, Ss	4
▲	12	33932	(000000-) Nut, Hex, Lock, M4 X 0.70, NI, Ss	4
▲	13	1046041	(000000-) Label, Module [Nsf, Ec-H2o]	1
▲	14	1044393	(000000-) Switch, Rocker, Spst, Mom	1
▲	15	1048741	(000000-) Bracket, Valve, Large	1
▲	16	1062006	(000000-) Electrode, Cylindrical	1
▲	17	130773	(000000-) Tie, Cable, Nyl, 11.0l, .14w, 3.0 Max. D	1
▲	18	1055552	(000000-) Fitting, Brs, Str, Bm06/Pm02	1
▲	19	1051268	(000000-) Fitting, Plstc, E90, Bm05/Pm02, Nyl	1
▲	20	43844	(000000-) Clamp, Hose, Wormdrive, 0.25-0.62d, .31w	3
▲	21	1014971	(000000-) Hose, Afmkt, Pvc, Brd, 01Ft, Clr	1
▲	22	1068763	(000000-) Label, Date Code [Ec-H2o]	1
▲	23	1037032	(000000-) Housing, Bottom	1
▲	24	1054776	(000000-) Grommet, Blind	1
	25	1057637	(000000-012204)	Electrode, 5 Plate, High Flow	1
	26	9006268	(000000-012204)	Hose, Pvc, Brd, 0.38id, 01Ft, Clr	1

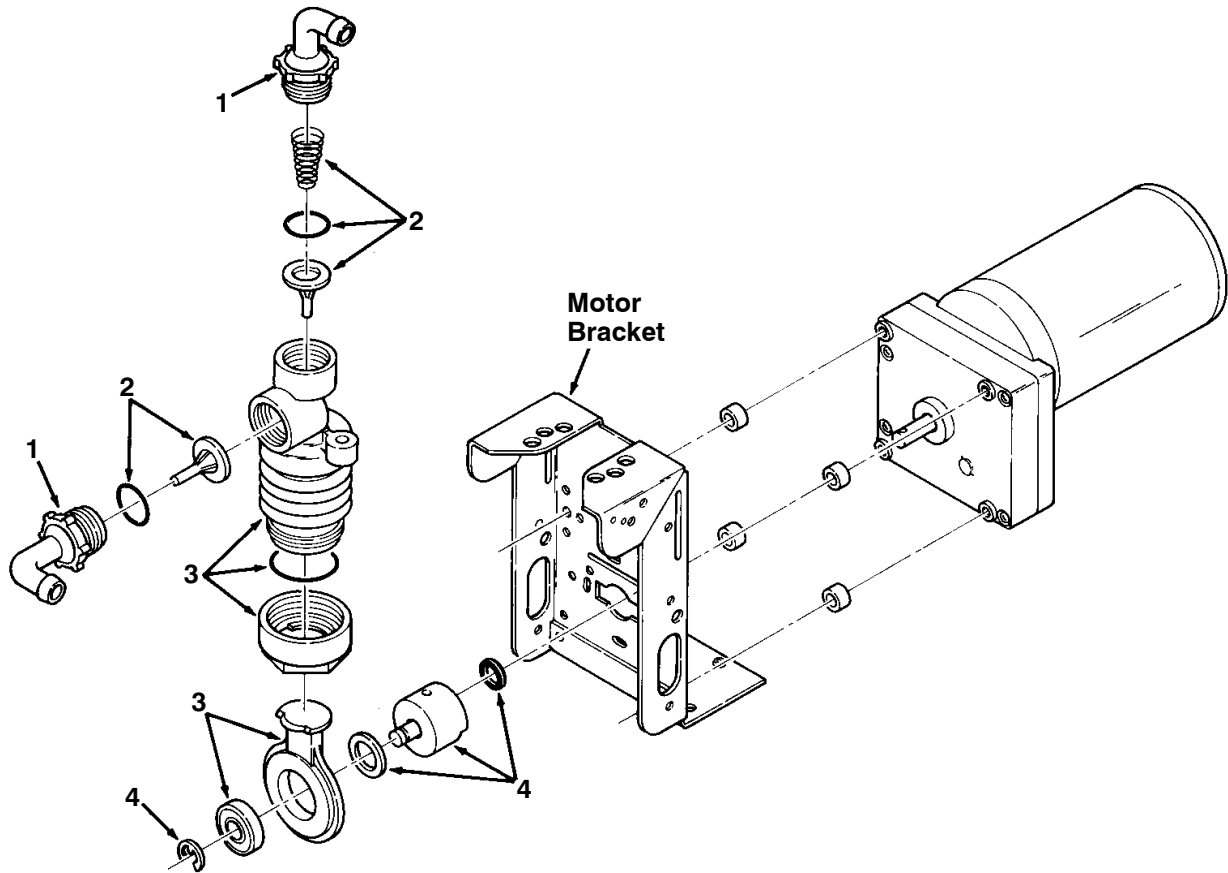
Fig. 2 – Accelerator and Brake Pedal Assembly Breakdown, 1209411



356515

Ref.	Part No.	Serial Number	Description	Qty.	
▽	1209411	(000000–) Pedal Assy, Accelerator, W/O Brake	1	
▲	1	1058687	(000000–) Sensor, Position [Hall]	1
▲	2	1071311	((000000–) Pedal, Foot, W/ Tread	1
▲	3	1061049	(000000–) Spring, Extn, 0.35od 0.05wir 02.8l	2

Fig. 3 – Metering Solution Pump Breakdown, 386364



Ref.	Part No.	Serial Number	Description	Qty.
▽	386364	(000000–) Pump, Metering Solution	1
▲	1 63923	(000000–) Connector Kit, Tubing	1
▲	2 21659	(000000–) Valve Kit, Pump	1
▲	3 21661	(000000–) Replacement Kit, Bellows	1
▲	4 02430	(000000–) Crank Replacement Kit	1

00112

